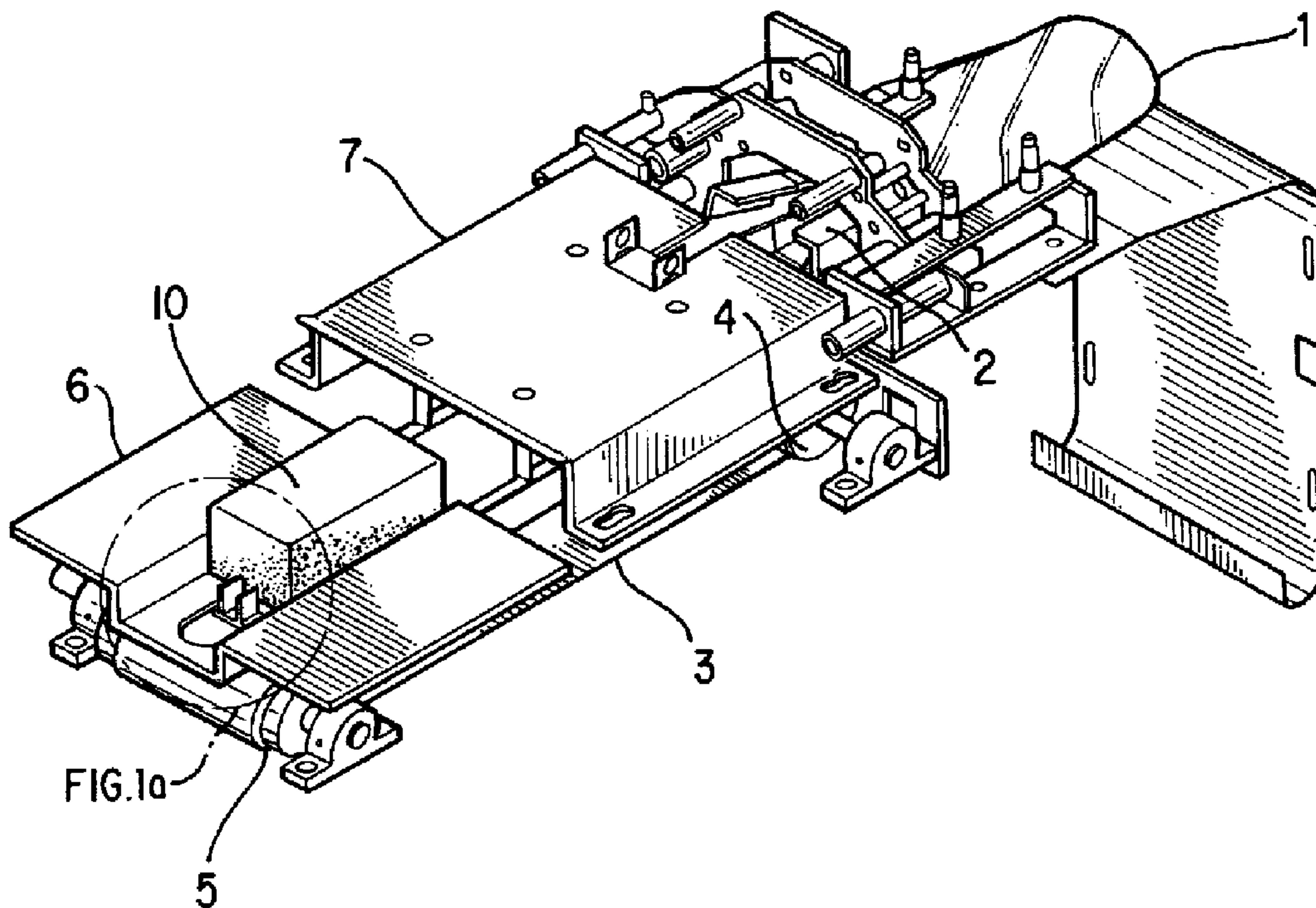




(22) Date de dépôt/Filing Date: 1999/03/04
 (41) Mise à la disp. pub./Open to Public Insp.: 1999/10/20
 (45) Date de délivrance/Issue Date: 2004/07/20
 (30) Priorité/Priority: 1998/04/20 (09/062,963) US

(51) Cl.Int.⁶/Int.Cl.⁶ B65B 5/04, B65B 25/00
 (72) Inventeurs/Inventors:
 FOSTER, J. DANNY, US;
 MCDONALD, GREGORY, US;
 WALKER, JEFF, US
 (73) Propriétaire/Owner:
 CRYOVAC INC., US
 (74) Agent: SMART & BIGGAR

(54) Titre : METHODE ET APPAREIL POUR EMBALLAGE AUTOMATIQUE D'UN PRODUIT ALIMENTAIRE EN FORME DE BLOC
 DE BLOC
 (54) Title: METHOD AND APPARATUS FOR AUTOMATIC PACKAGING OF BLOCK FOOD PRODUCT



(57) Abrégé/Abstract:

A method of packaging a block product includes providing an opened tubular bag having a bag mouth, and a bag bottom; positioning the bag for loading; provided a block product; positioning the block product on a product platform; engaging the trailing edge of the block product with a protrusion, said protrusion mounted on a conveyor belt; and advancing the conveyor belt, with the protrusion mounted thereon, thereby advancing the block product toward the mouth of the bag, such that the momentum of the block product forces the block product to enter the bag and strike the bag bottom, and such that the protrusion mounted on the conveyor disengages from the trailing edge of the block product before the block product strikes the bag bottom. An apparatus is also disclosed.

ABSTRACT OF THE DISCLOSURE

A method of packaging a block product includes providing an
5 opened tubular bag having a bag mouth, and a bag bottom; positioning
the bag for loading; provided a block product; positioning the block
product on a product platform; engaging the trailing edge of the block
product with a protrusion, said protrusion mounted on a conveyor belt;
and advancing the conveyor belt, with the protrusion mounted thereon,
10 thereby advancing the block product toward the mouth of the bag, such
that the momentum of the block product forces the block product to en-
ter the bag and strike the bag bottom, and such that the protrusion
mounted on the conveyor disengages from the trailing edge of the block
product before the block product strikes the bag bottom. An apparatus
15 is also disclosed.

5

10

15 Method and Apparatus for Automatic Packaging of CheeseField Of The Invention

The present invention relates to a method and apparatus for automatic packaging of block products, especially food products such as
20 block cheese and ham.

Background Of The Invention

Many packaging applications, especially food packaging, require or benefit from the use of bags made from various thermoplastic materials
25 and structures. Examples of commercial bags include heat shrinkable bags supplied by Cryovac, Inc..

These bags are commonly used in large-scale cheese packaging systems where production speed and efficiency are important.

At the loading station of a conventional system, each bag is
30 opened, and an article such as a 3 to 11 lb. block of Italian cheese or other food product is pushed through a set of product guides and into the bag. The pushing operation can be done manually, or mechanically. Mechanical pushers typically operate in a reciprocal motion.

One inherent problem in this arrangement is that the presence of the pusher in the area of the product guides, and sometimes within the bag opening during part of the loading cycle, interferes with the staging of subsequent product. The pusher must be retracted in a reciprocal
5 motion before the next product unit can be advanced to the next bag. This slows the bag loading operation.

It is desirable to provide a method and apparatus which avoids this problem.

10 Summary Of The Invention

In one aspect, a method of packaging a block product comprises providing an opened tubular bag having a bag mouth, and a bag bottom; positioning the bag for loading; provided a block product; positioning the block product on a product platform; engaging the trailing edge of the
15 block product with a protrusion, said protrusion mounted on a conveyor belt; and advancing the conveyor belt, with the protrusion mounted thereon, thereby advancing the block product toward the mouth of the bag, such that the momentum of the block product forces the block product to enter the bag and strike the bag bottom, and such that the
20 protrusion mounted on the conveyor disengages from the trailing edge of the block product before the block product strikes the bag bottom.

In a second aspect, an apparatus for packaging a block product in a bag comprises a product guide for opening and positioning a bag, the bag having a bag mouth and a bag bottom; a conveyor belt, the belt
25 having a pair of belt end rollers; a protrusion mounted to the conveyor belt, the protrusion adapted to engage a trailing edge of the block product; a product platform for positioning the block product, the platform positioned above the conveyor belt, and having a notched recess adapted

to accommodate the protrusion as it travels past the platform; and means for providing intermittent motion of the conveyor belt and protrusion, such that the momentum of the block product forces the block product to enter the bag and strike the bag bottom, and such that the protrusion mounted on the conveyor belt disengages from the trailing edge of the block product before the block product strikes the bag bottom.

Description Of The Drawings

10 In the drawings presented by way of illustration:
 FIG. 1 is a perspective view of the apparatus of the invention;
 FIG. 1a is a blown-up perspective view of a portion of the apparatus of FIG. 1;
 FIG. 2 is a perspective view of the apparatus of the invention
 15 shown with the block food product advanced from its position in FIG. 1;
 FIG. 3 is a perspective view of the apparatus of the invention shown with the block food product advanced from its position in FIG.2; and
 FIG. 4 is a perspective view of the apparatus of the invention
 20 shown with the block food product advanced from its position in FIG.3.

Description Of The Preferred Embodiments

The invention is described with reference to Figures 1 to 4.

25 Figure 1 shows a bag [1] which is opened and positioned for loading by product guide assembly [2]; a conveyor belt [3] with suitable controls for intermittent or continuous motion [not shown]; conveyor end rollers [4] and [5]; product staging platform [6]; and product guide [7]. The product staging platform [6] has a notched relief or recess [8]. This

notched recess allows for the cyclic passage of protrusion [9] as it passes platform [6] on each loading cycle.

Product [10], which is e.g. a 3 to 11 lb. block of Italian cheese (although it can be another food or non-food product) is positioned on the product staging platform [6] as shown in Figure 1, with clearance between the protrusion [9] and the trailing edge of the product [10]. The product [10] can be placed on platform [9] by any suitable means. Preferably, an in-line conveyor [not shown for sake of clarity], disposed at a slightly higher elevation than conveyor belt [3], advances a plurality of products [10] one at a time toward platform [9]. Each unit can drop from such a feed conveyor onto the platform at timed intervals corresponding with the speed of the conveyor belt [3]. Suitable logic controllers can be used to synchronize the delivery of product to the bagging operation. Alternatively, of course, each product [10] can be manually placed on platform [9] at appropriate intervals.

“Block product” herein refers to any product having a geometry, composition, and size which allows it to be advanced as described herein and propelled, by the momentum of the product, into a thermoplastic bag, without any substantial damage to the product. Blocks of cheese are the preferred product. Other products include ham, and non-food products. The product geometry can be of any suitable shape, e.g. a prism such as a square prism (e.g. a cube), a rectangular prism, or a triangular prism; a cylinder; a sphere; an ellipsoid; or even an amorphous shape.

From the home position shown in Figure 1, loading the block product into bag [1] is accomplished by advancing the conveyor belt [3] causing the protrusion [9] to engage the trailing edge of the product [10],

and moving the product underneath the product guide [7] and towards the product guide assembly [2] as shown in Figure 2.

With continuing advancement of the conveyor belt [3], the block product [10] engages the product guide assembly [2] as shown in Figure 3. Note that product guide [7] is not shown in Figure 3 for the sake of clarity.

As the protrusion travels with the belt around end roller [4], contact of protrusion [9] with the trailing edge of block product [10] is terminated as momentum thrusts the block product through the product guide assembly [2] and into the bag [1]. As the block product strikes the bottom of the bag [1], the momentum of the block product pulls the bag [1] off the product guide assembly [2], also shown in Figure 4. At the same time, the motion of conveyor belt [3] continues, bringing the protrusion [9] to its home position shown in Figure 4, ready to repeat the advancing/loading cycle with another product unit.

The bag [1] is typically a side seal or end seal bag.

Bags of the present invention are preferably made from tubing. It is also possible to use this invention with other embodiments, such as two discrete film panels which are of substantially the same size, and brought together and sealed along two edges and the bottom to form a bag.

Other components typical of a bag loading system can be used with benefit in connection with the present invention. These are well known and conventional and need no further description for those skilled in the art. For example, electromechanical means for opening and positioning each bag, for intermittently or continuously advancing the conveyor belt, and the like are conventional and within the purview of the skilled artisan. Process controller logic can be conventionally used.

The invention offers a distinct advantage. The momentum of the product is used to carry the product through the product guides and to the bottom of the bag. Because the conveyor belt [3] and associated protrusion [9] travel in a cyclic intermittent or continuous path, they do not interfere with the staging of subsequent product. Thus, the product staging platform allows subsequent product to be positioned on the platform while the belt is in motion, thus increasing the productivity of the machine.

Utilizing product momentum to bag the product eliminates the need for the direct force of a pusher. In the prior art, the product is either manually loaded into a bag, or a pusher is activated which must pass through product guides, and into the bag, and then withdrawn from the bag interior and the product guides, before another product unit can be loaded.

It is to be understood that variations of the present invention can be made without departing from the scope of the invention, which is not limited to the specific embodiments and examples disclosed herein, but extends to the claims presented below.

For example, although the product staging platform [6] is shown as extended above and parallel to a portion only of the conveyor belt [3], the platform can be of any suitable length, and specifically can extend from one end of the belt to the product guide assembly. In this embodiment, the block product, although still engageable by the protrusion of conveyor belt [3], does not come into contact with the belt itself. This avoids the buildup of debris from product [10] that can potentially build up on the upper surface [11] of the belt over time .

Any films, especially thermoplastic films such as olefinic films with or without oxygen barrier functionality, can be used with benefit in this

invention. These films are made by extrusion coating, coextrusion, lamination, or other suitable processes. Bags are preferably heat shrinkable, but can be non-shrinkable, and preferably at least partially crosslinked. Preferred films are multilayer in construction.

- 5 The structural components of the apparatus can be made from any suitable conventional materials.

What is claimed is:

1. **A method of packaging a block product comprising:**
 - 5 a) **providing an opened tubular bag comprising:**
 - i) **a bag mouth, and**
 - ii) **a bag bottom;**
 - b) **positioning the bag for loading;**
 - c) **provided a block product;**
 - 10 d) **positioning the block product on a product platform;**
 - e) **engaging the trailing edge of the block product with a protrusion, said protrusion mounted on a conveyor belt; and**
 - f) **advancing the conveyor belt, with the protrusion mounted thereon, thereby advancing the block product toward the**
15 **mouth of the bag, such that the momentum of the block product forces the block product to enter the bag and strike the bag bottom, and such that the protrusion mounted on the conveyor disengages from the trailing edge of the block product before the block product strikes the bag bottom.**
- 20 2. **An apparatus for packaging a block product in a bag comprising:**
 - a) **a product guide for opening and positioning a bag, the bag having a bag mouth and a bag bottom;**
 - b) **a conveyor belt, the belt having a pair of belt end rollers;**
 - 25 c) **a protrusion mounted to the conveyor belt, the protrusion adapted to engage a trailing edge of the block product;**
 - d) **a product platform for positioning the block product, the platform positioned above the conveyor belt, and having a**

notched recess adapted to accommodate the protrusion as it travels past the platform; and

- e) means for providing intermittent motion of the conveyor belt and protrusion, such that the momentum of the block product forces the block product to enter the bag and strike the bag bottom, and such that the protrusion mounted on the conveyor belt disengages from the trailing edge of the block product before the block product strikes the bag bottom.

5

10

Patent Agents

1/4

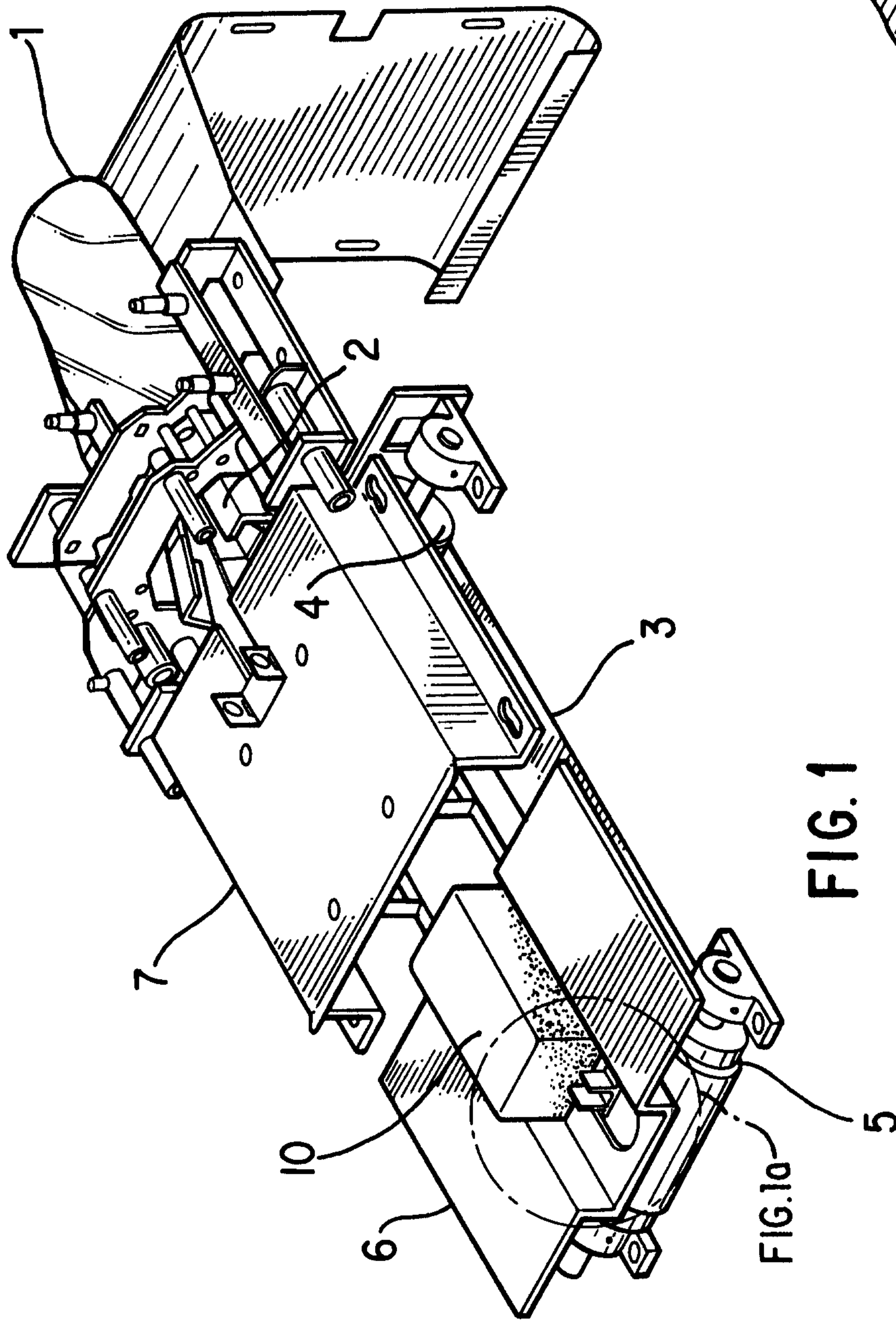


FIG. 1

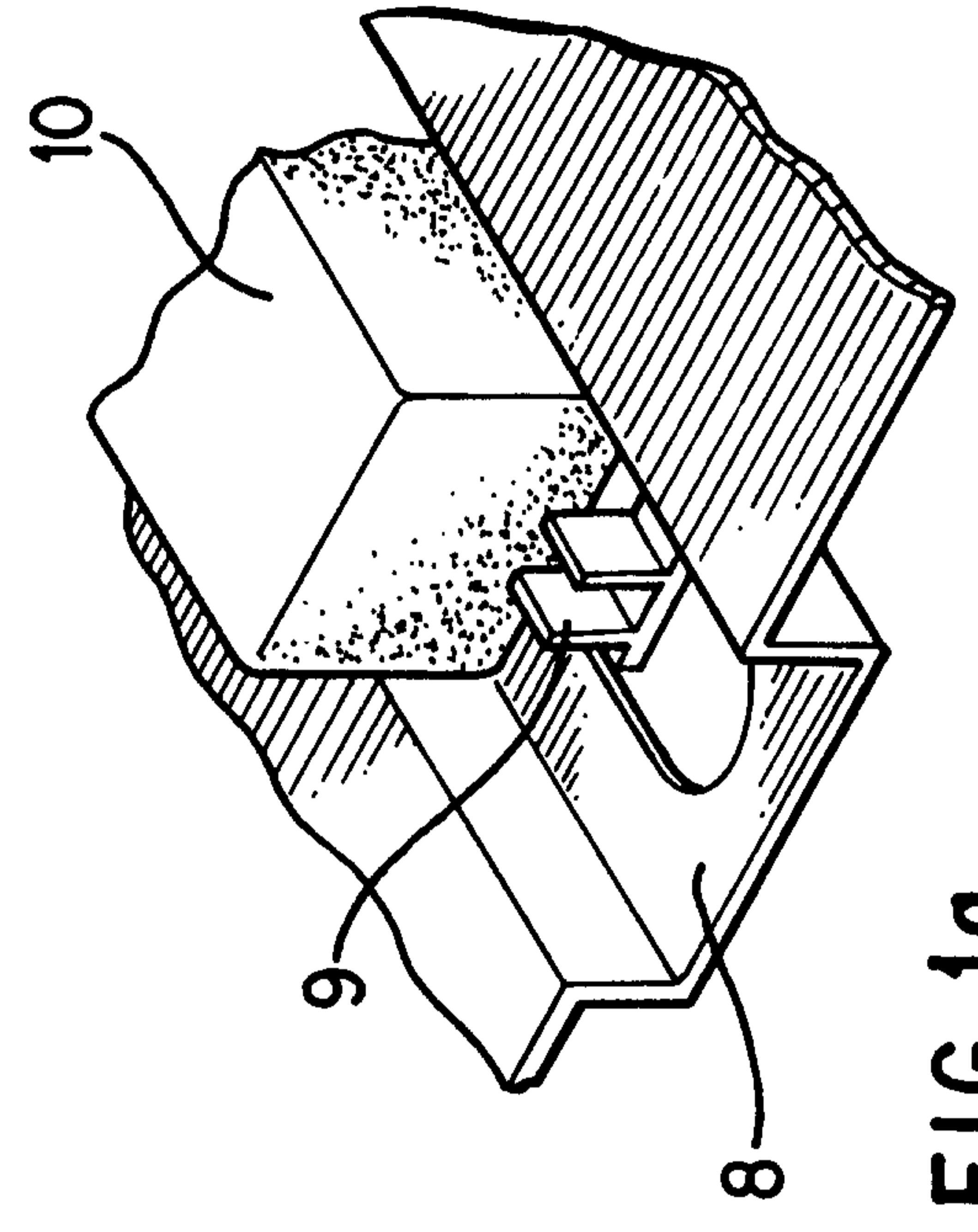


FIG. 10

2/4

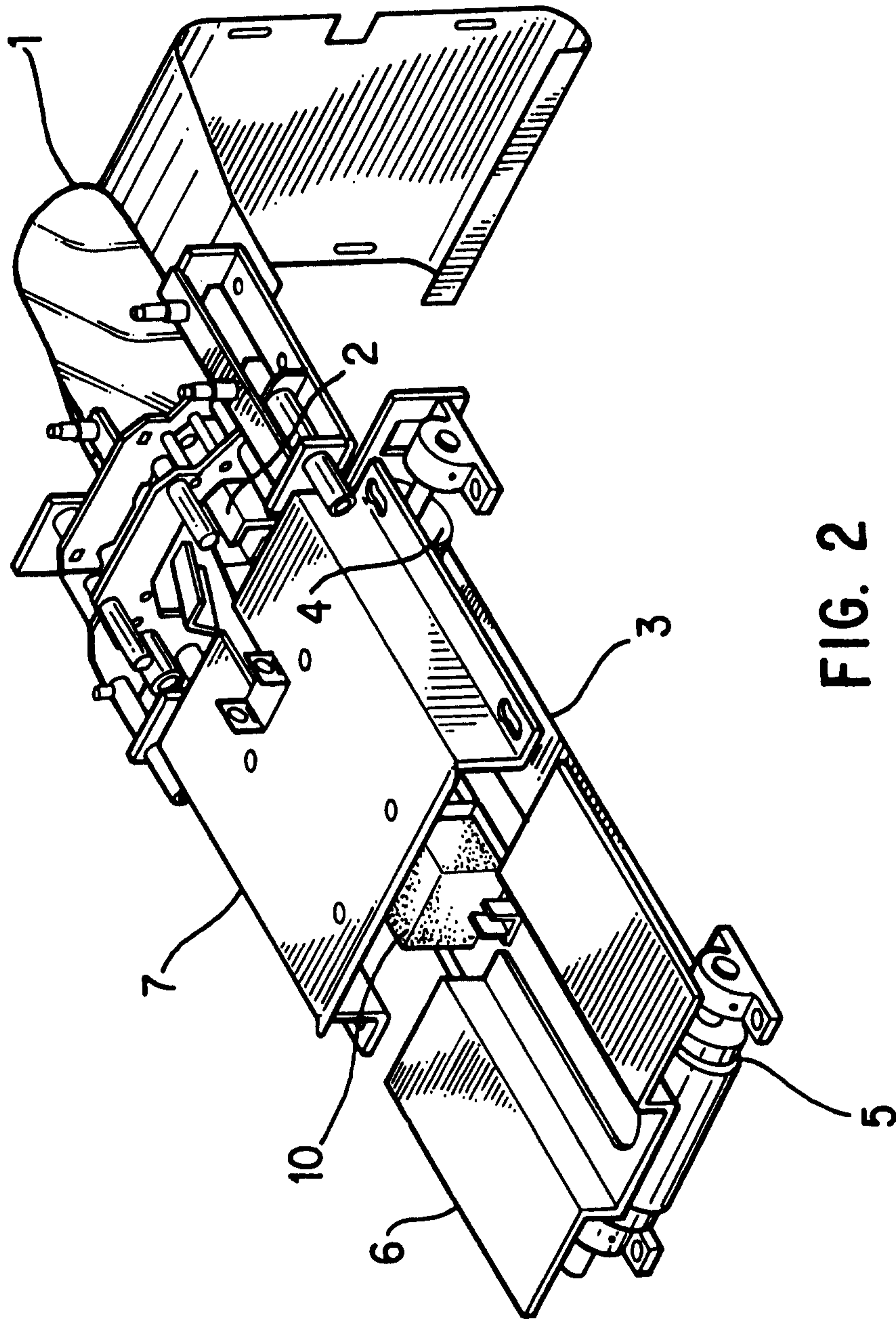


FIG. 2

3/4

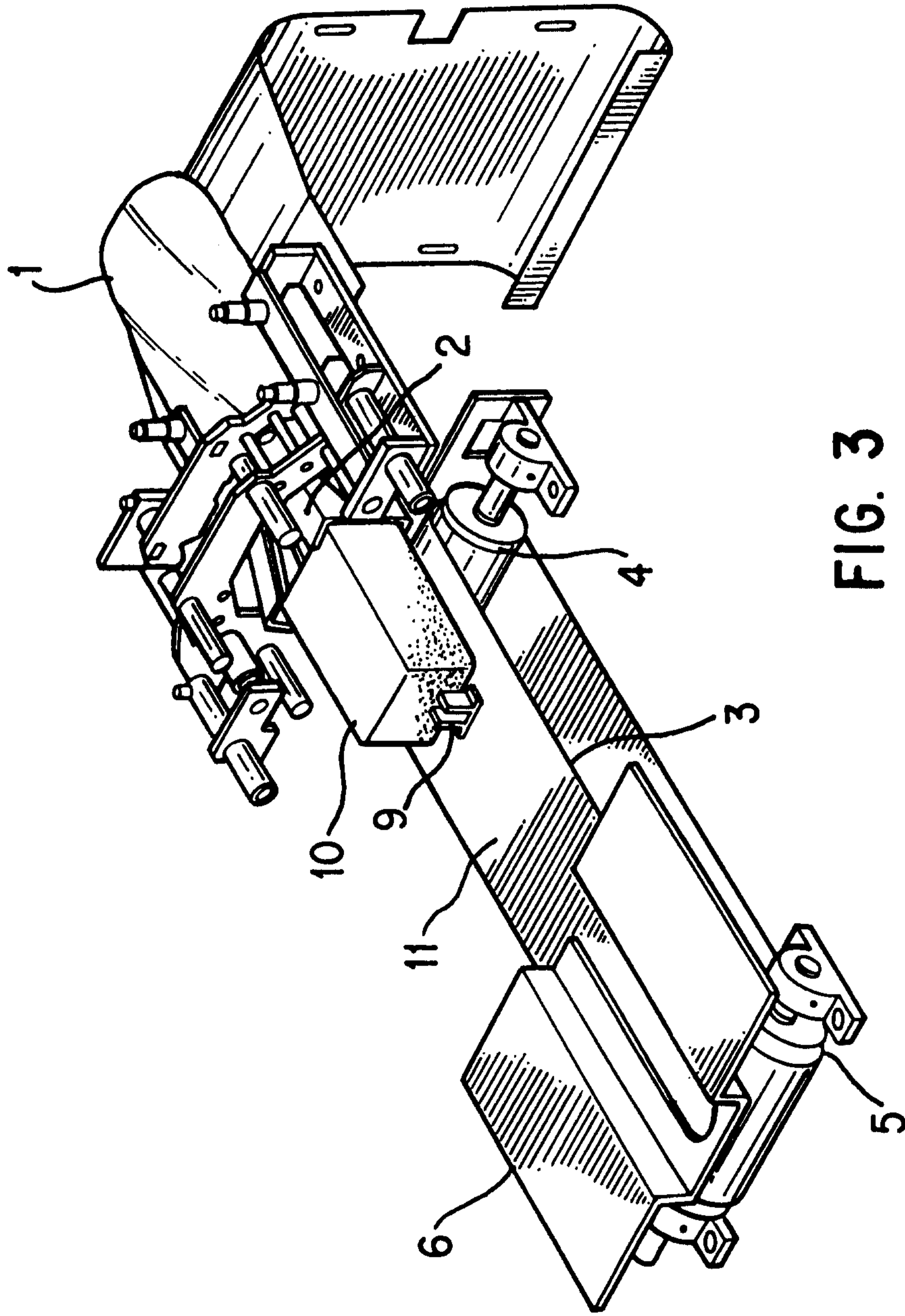


FIG. 3

4/4

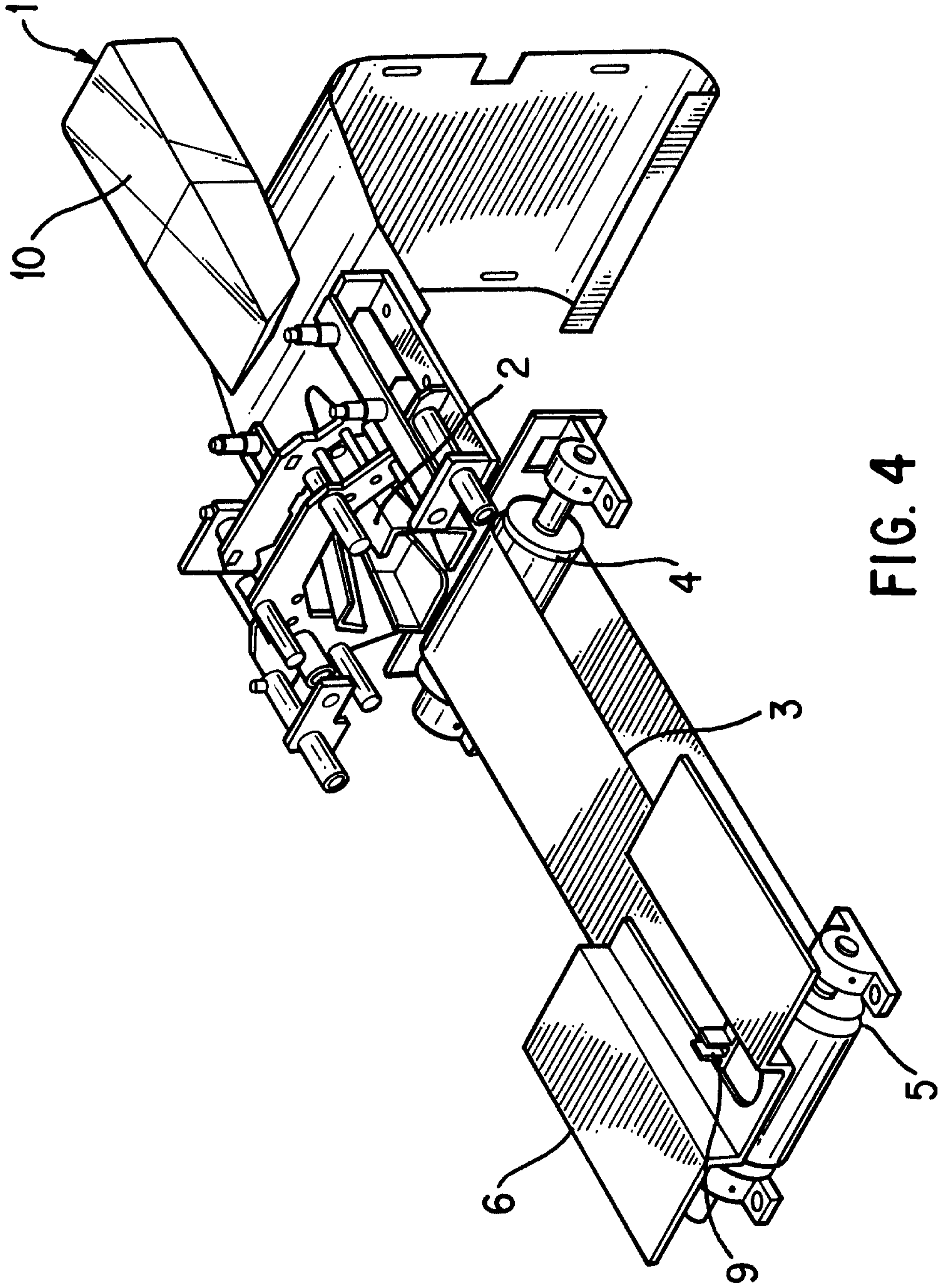


FIG. 4

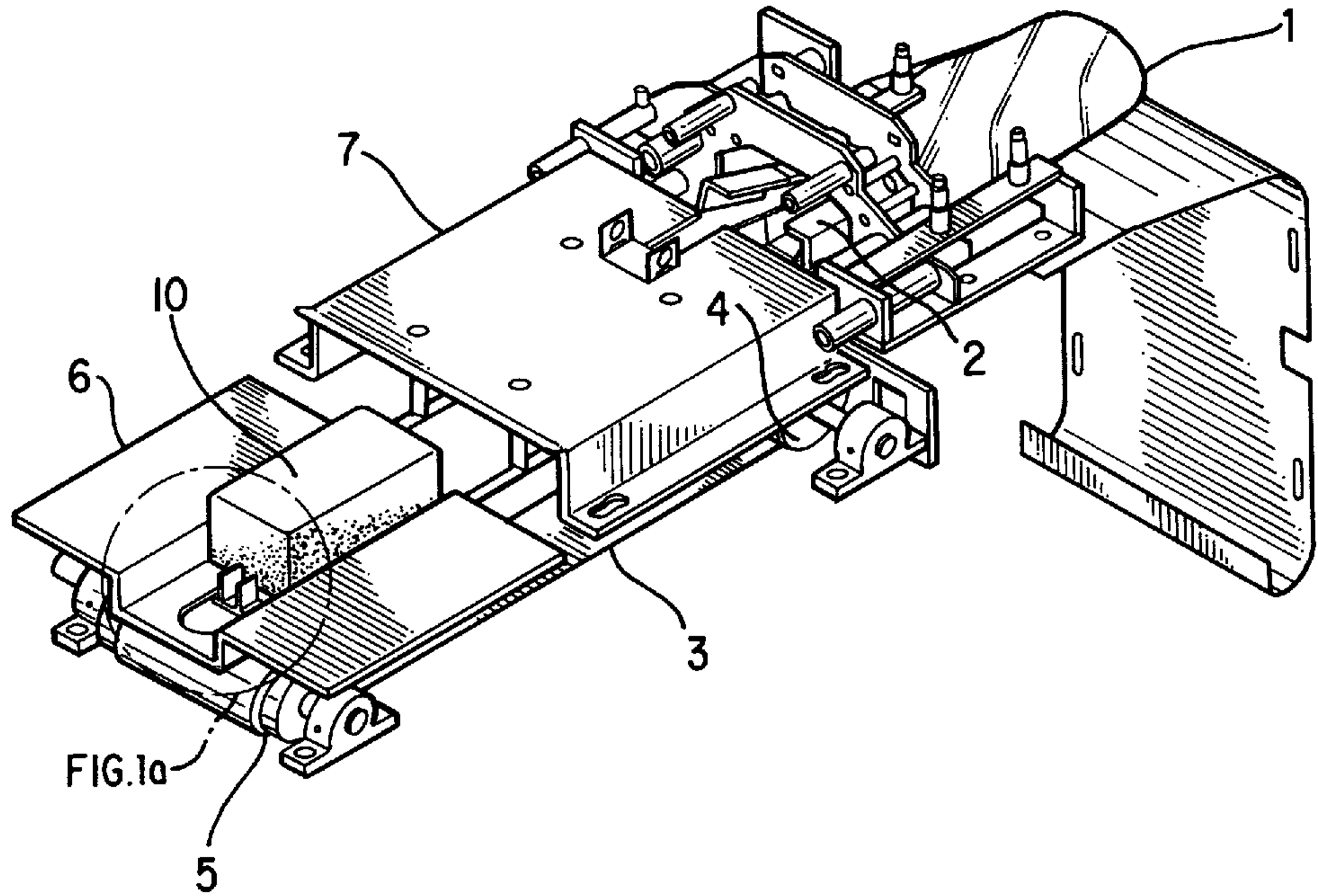


FIG. 10