



US00D347577S

# United States Patent [19] Dire

[11] Patent Number: **Des. 347,577**

[45] Date of Patent: **\*\* Jun. 7, 1994**

[54] **PLASTIC BAG SUPPORTING DEVICE**

[76] Inventor: **George Dire**, 1313 Mesa Verde,  
Farmington, N. Mex. 87401

[\*\*] Term: **14 Years**

[21] Appl. No.: **754,707**

[22] Filed: **Apr. 9, 1991**

[52] U.S. Cl. .... **D9/455**

[58] Field of Search ..... **D9/434, 455, 499;**  
**141/390-392; 220/402, 404; 248/95-99; 383/33**

[56] **References Cited**

**U.S. PATENT DOCUMENTS**

D. 321,135	10/1991	Bedell et al.	.....	D9/434
271,759	2/1883	Adkisson	.....	141/390
1,128,662	2/1915	Colter	.....	248/95 X
1,879,410	9/1932	Morris et al.	.....	141/390
4,281,813	8/1981	Garrity	.....	248/97
4,299,365	11/1981	Battle	.....	248/95
4,440,430	4/1984	Kruse	.....	248/95
4,457,483	7/1984	Gagné	.....	248/99
4,628,007	12/1986	Ledsham	.....	141/390

4,846,427	7/1989	Jones	.....	248/95
5,056,679	10/1991	Lonczak	.....	248/97

*Primary Examiner*—Alan P. Douglas  
*Assistant Examiner*—Robert M. Spear  
*Attorney, Agent, or Firm*—Terry M. Gernstein

[57] **CLAIM**

The ornamental design for a plastic bag supporting device, as shown and described.

**DESCRIPTION**

FIG. 1 is a perspective view of the plastic bag supporting device embodying the design of the present invention;

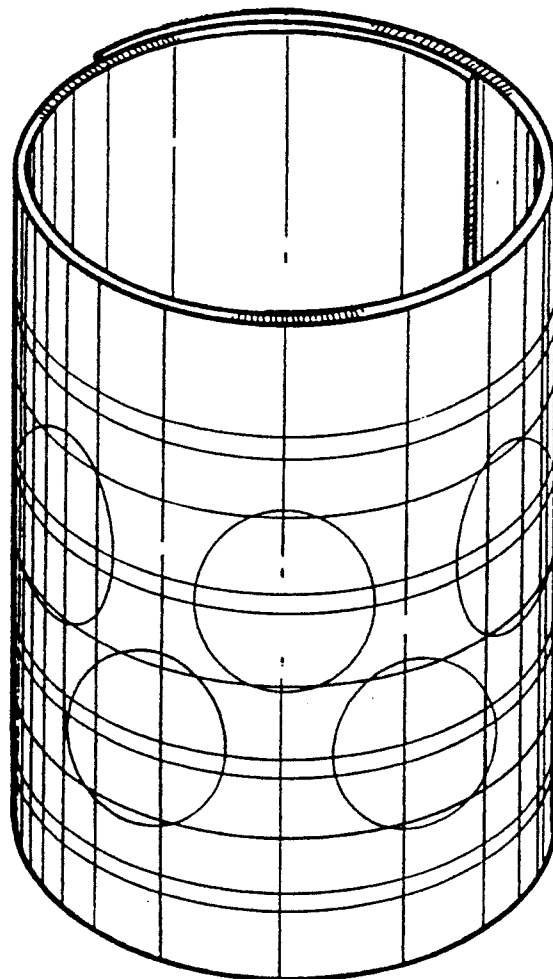
FIG. 2 is a front elevational view thereof, the side views being similar thereto;

FIG. 3 is a rear elevational view thereof;

FIG. 4 is a top plan view thereof; and,

FIG. 5 is a bottom view thereof.

The characteristic feature of my design resides in the combination of the shape of the plastic bag supporting device and the decoration applied to its exterior surface, as best seen in FIG. 1.



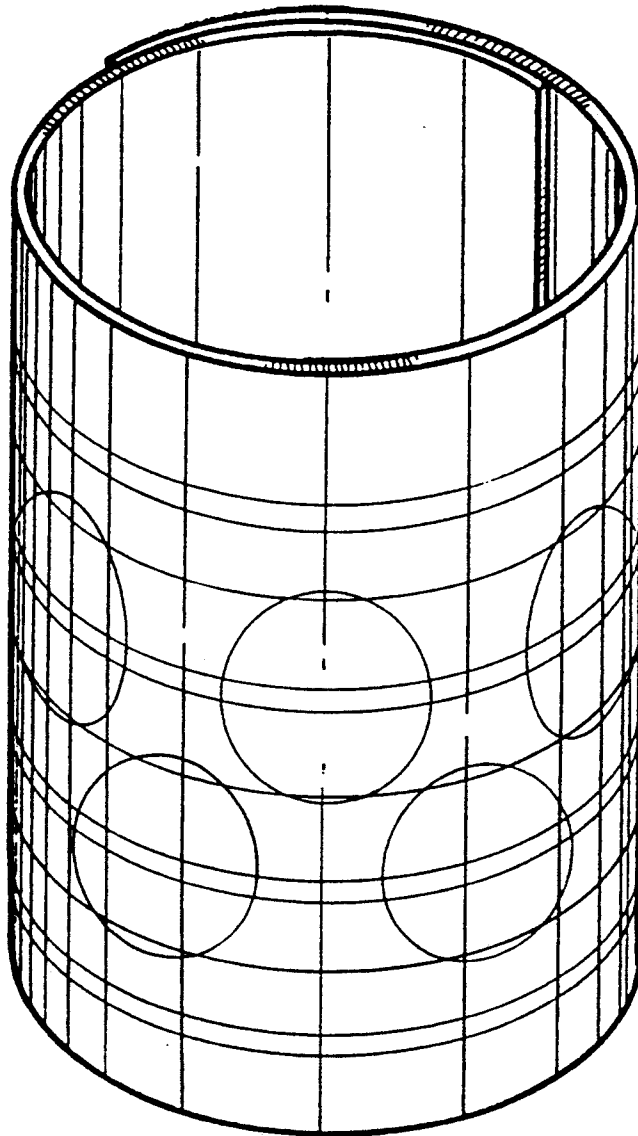


FIG. 1

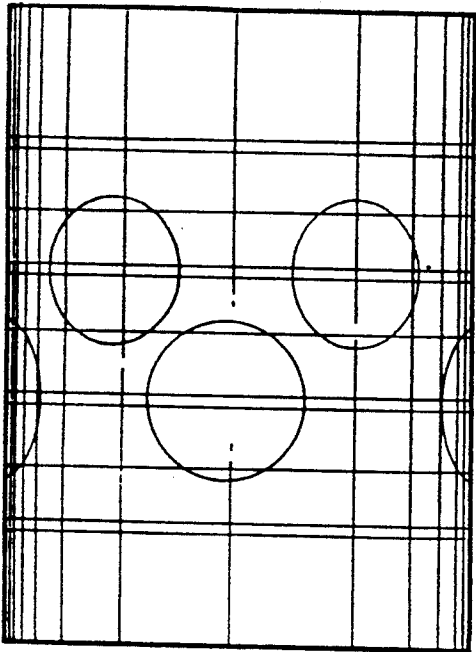


FIG. 2

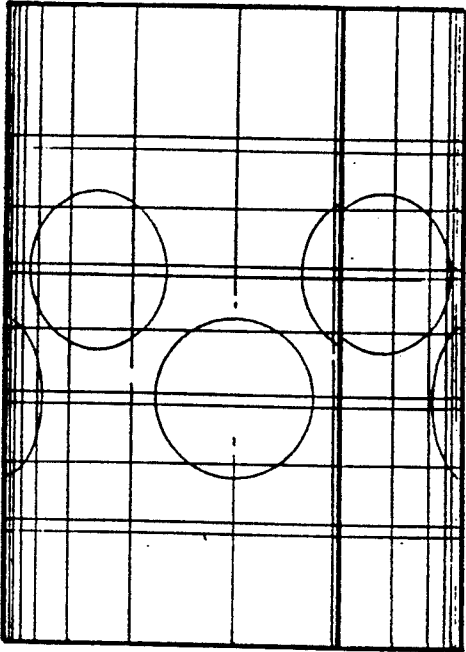


FIG. 3

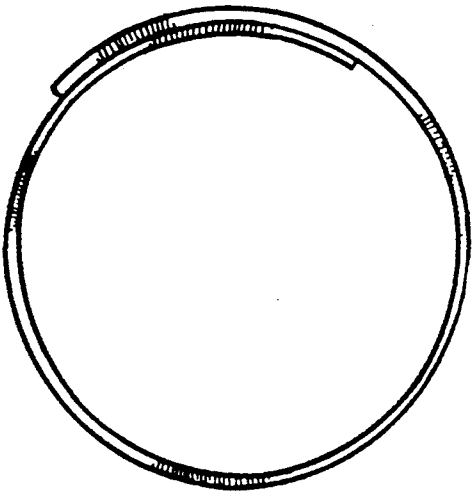


FIG. 4




FIG. 5