



US00D734472S

(12) **United States Design Patent**  
**Meinertz**

(10) **Patent No.:** **US D734,472 S**

(45) **Date of Patent:** **\*\* Jul. 14, 2015**

(54) **HEARING AID**

(71) Applicant: **GN ReSound A/S**, Ballerup (DK)

(72) Inventor: **Philip Meinertz**, Gentofte (DK)

(73) Assignee: **GN RESOUND A/S**, Ballerup (DK)

(\*\*) Term: **14 Years**

(21) Appl. No.: **29/466,669**

(22) Filed: **Sep. 10, 2013**

(30) **Foreign Application Priority Data**

Mar. 12, 2013 (EP) ..... 002201046

(51) **LOC (10) Cl.** ..... **24-99**

(52) **U.S. Cl.**  
USPC ..... **D24/174**

(58) **Field of Classification Search**  
USPC ..... D24/173-175, 151; D14/205, 206,  
D14/223-226, 249; 381/23.1, 312,  
381/322-324, 328, 330, 380, 381; 181/135  
See application file for complete search history.

(56) **References Cited**

**U.S. PATENT DOCUMENTS**

D646,788 S \* 10/2011 Dubs et al. .... D24/174  
D667,121 S \* 9/2012 Mori et al. .... D24/174  
D676,558 S \* 2/2013 Meinertz ..... D24/174  
D676,968 S \* 2/2013 Meinertz ..... D24/174

D685,912 S \* 7/2013 Havn et al. .... D24/174  
D687,952 S \* 8/2013 Dubs ..... D24/174  
D698,024 S \* 1/2014 Meinertz ..... D24/174  
D698,027 S \* 1/2014 Olsen ..... D24/174  
D705,936 S \* 5/2014 Lockenwitz ..... D24/174  
2010/0111315 A1 \* 5/2010 Kroman ..... 381/60

\* cited by examiner

*Primary Examiner* — Anhdao Doan

(74) *Attorney, Agent, or Firm* — Vista IP Law Group, LLP

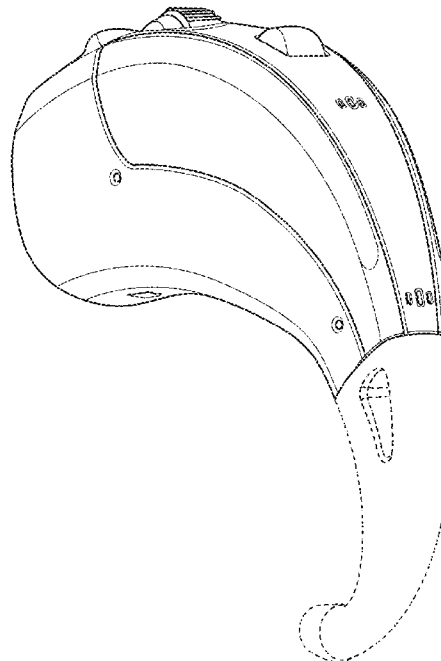
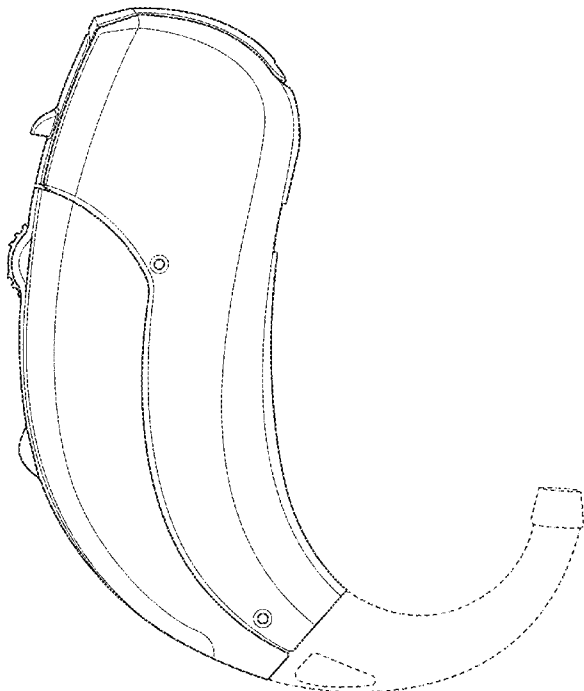
(57) **CLAIM**

The ornamental design for a hearing aid, as shown and described.

**DESCRIPTION**

FIG. 1 is a side view of a hearing aid of my design;  
FIG. 2 is another side view of the hearing aid of my design;  
FIG. 3 is a perspective view of the hearing aid of my design;  
FIG. 4 is another perspective view of the hearing aid of my design;  
FIG. 5 is another perspective view of the hearing aid of my design;  
FIG. 6 is another perspective view of the hearing aid of my design;  
FIG. 7 is another side view of the hearing aid of my design;  
and,  
FIG. 8 is another perspective view of the hearing aid of my design.  
The broken lines in the drawing views are included for the purpose of illustrating a portion of the hearing aid that forms no part of the claimed design.

**1 Claim, 8 Drawing Sheets**



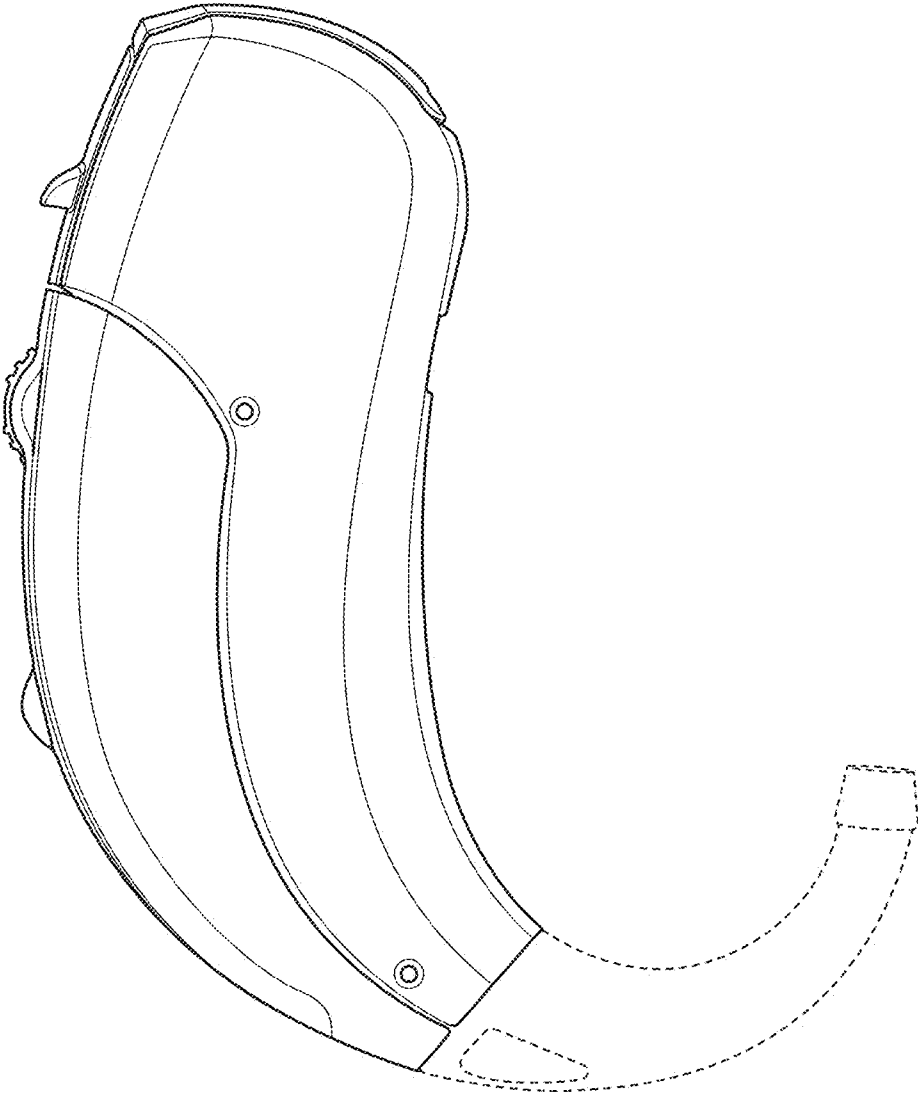


FIG. 1

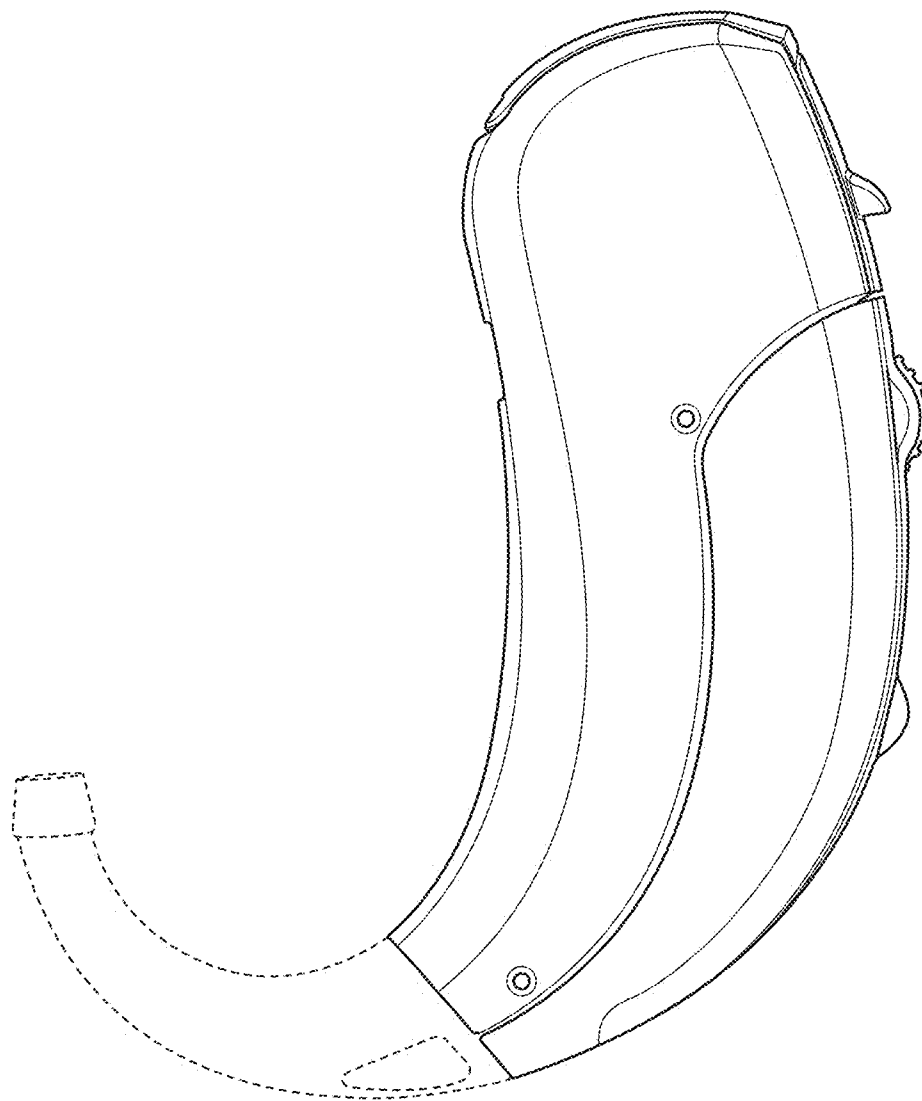


FIG. 2

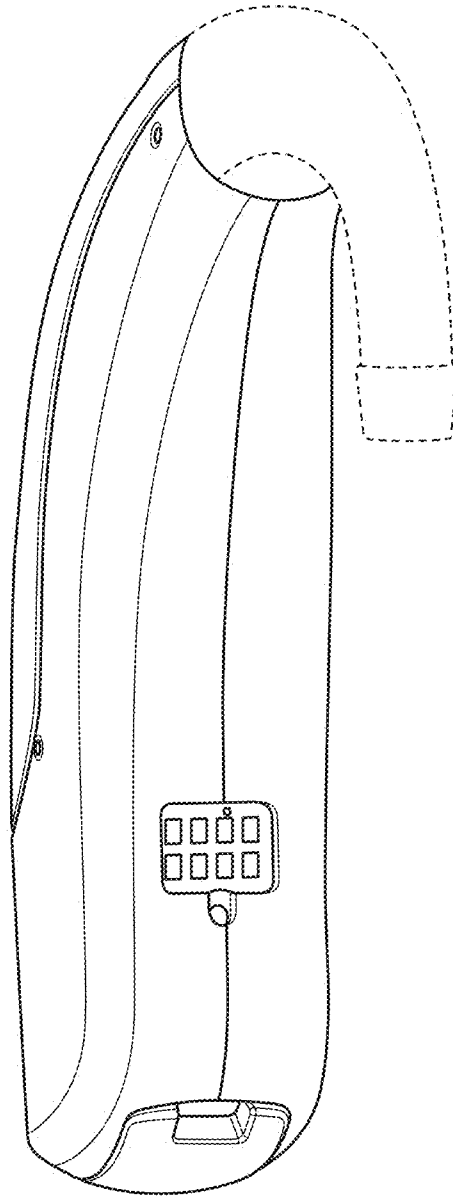


FIG. 3

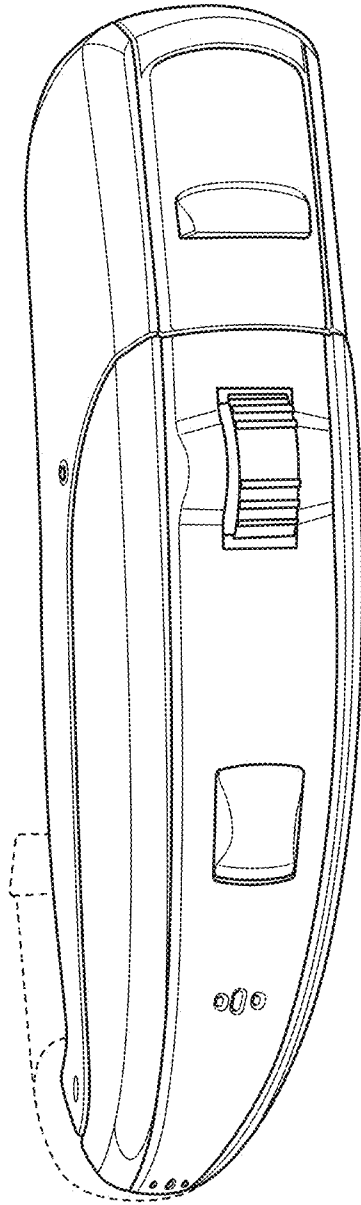


FIG. 4

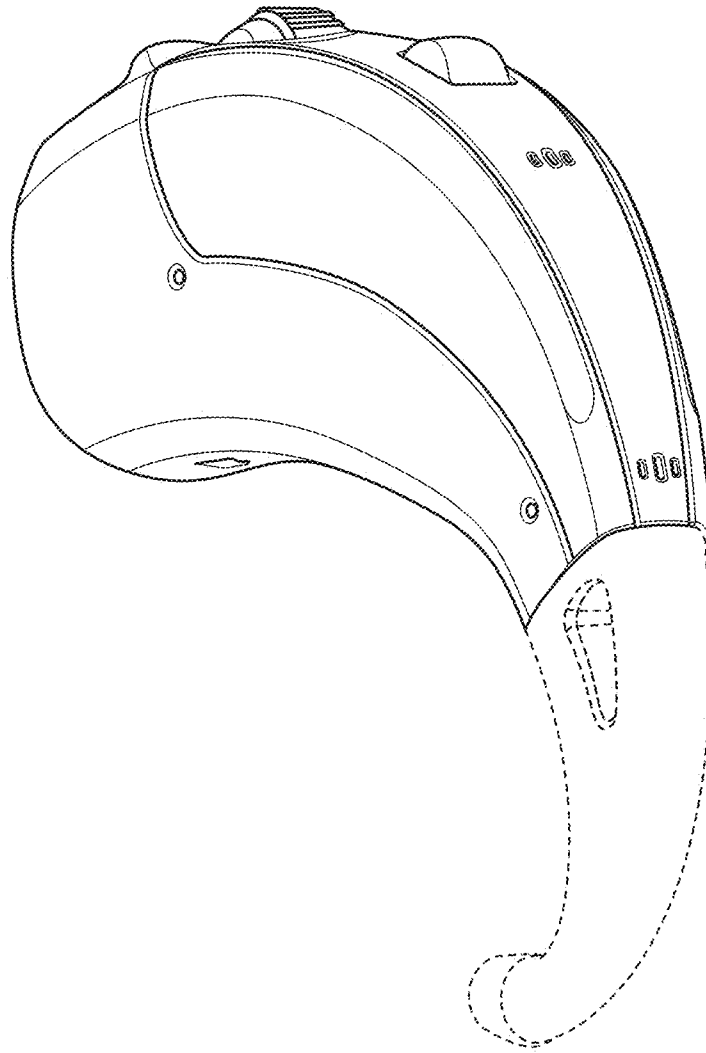


FIG. 5

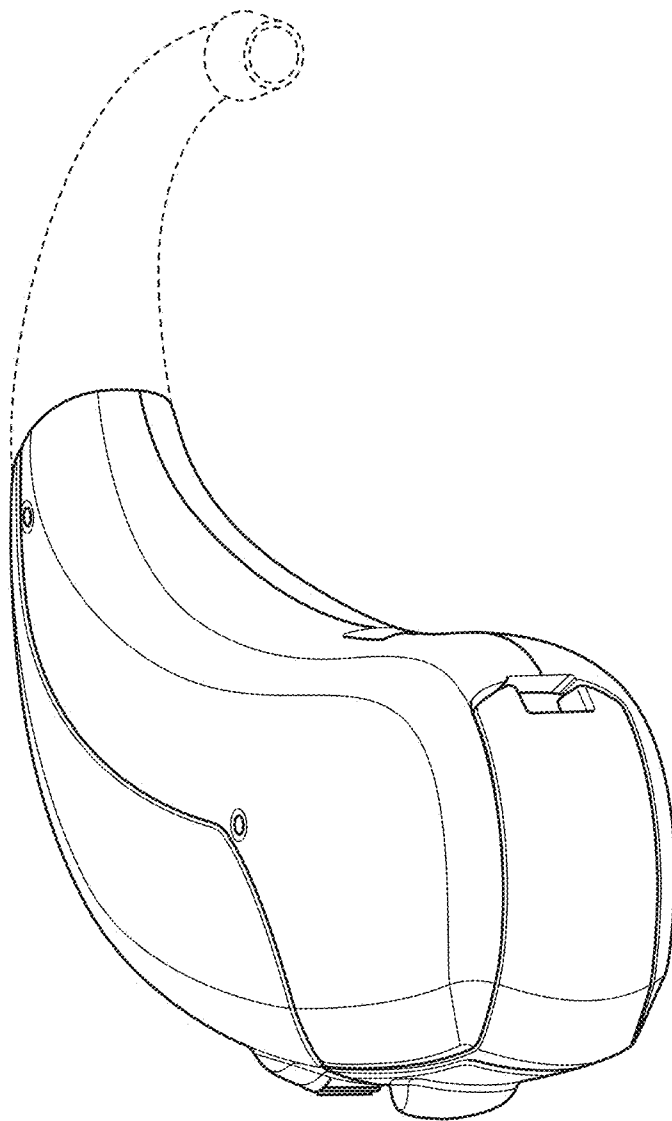


FIG. 6

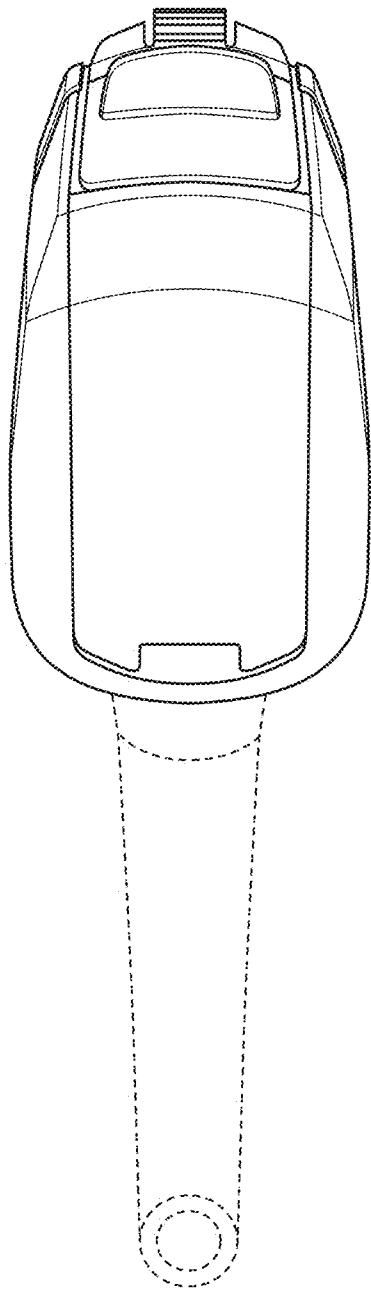


FIG. 7



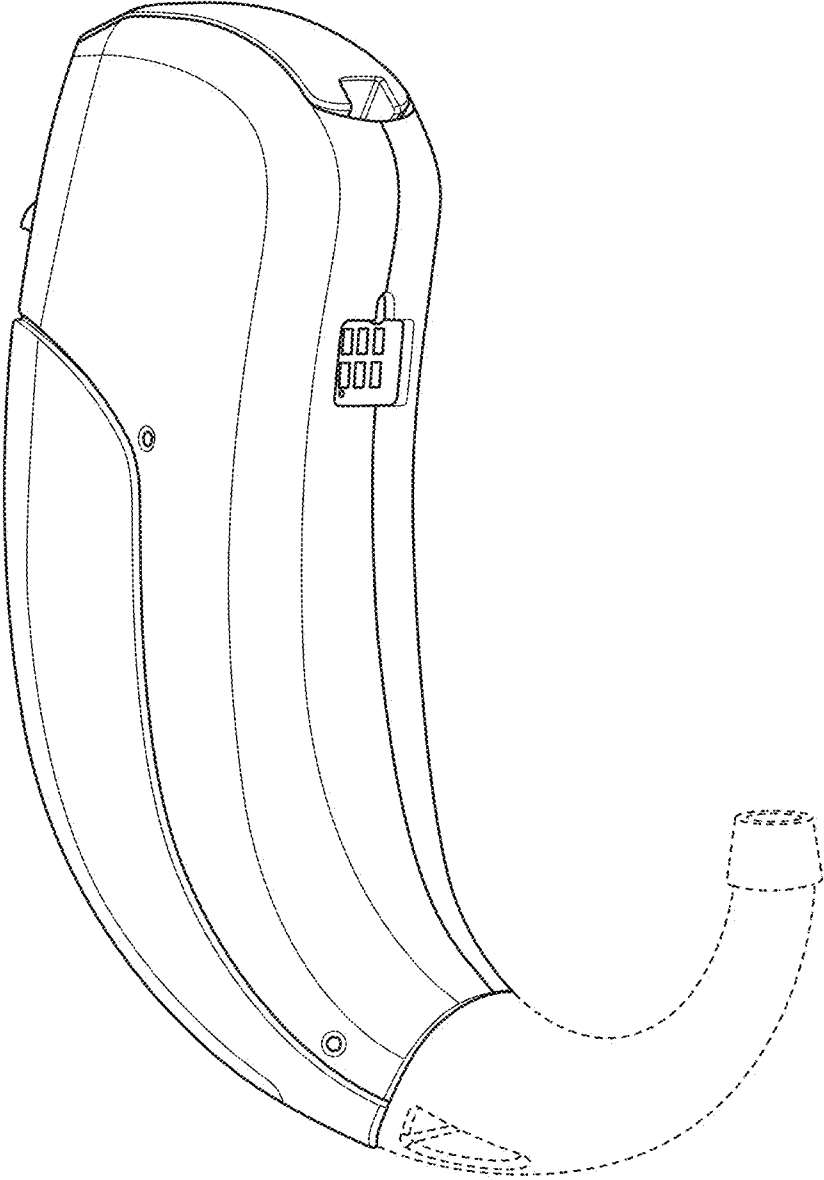


FIG. 8