



US00D414875S

United States Patent [19]

[11] Patent Number: **Des. 414,875**

Sirois et al.

[45] Date of Patent: **** Oct. 5, 1999**

[54] **PORTABLE BODY MASSAGER**

D. 396,296	7/1998	Breznik	D24/211
444,597	1/1891	Lichtenstadt	601/20
1,111,427	9/1914	Archibald	601/119
1,965,918	7/1934	Auberger	601/119
4,744,350	5/1988	Sato	601/119

[75] Inventors: **Mikael Georges Sirois; Mark Andrew Fletcher; Kevin Bailey; Rudy Anthony Vandebelt**, all of Ottawa, Canada; **Bi-chih Liao**, Taoyuan, Taiwan

Primary Examiner—Stella Reid
Attorney, Agent, or Firm—Albert Peter Durigon

[73] Assignee: **Headwaters Research & Development, Inc.**, Ottawa, Canada

[57] CLAIM

[**] Term: **14 Years**

The ornamental design for a portable body massager, as shown and described.

[21] Appl. No.: **29/079,306**

DESCRIPTION

[22] Filed: **Nov. 12, 1997**

[51] **LOC (6) Cl.** **28-03**

FIG. 1 is a front elevational view of the portable body massager of the present invention;

[52] **U.S. Cl.** **D24/215; D24/214**

FIG. 2 is a right side elevational view of the portable body massager of the present invention, the other side being the mirror image thereof;

[58] **Field of Search** D24/215, 214, D24/200; 601/46, 67, 68, 69, 70, 118, 119, 131, 134, 135, 136, 137

FIG. 3 is a back elevational view of the portable body massager of the present invention;

[56] References Cited

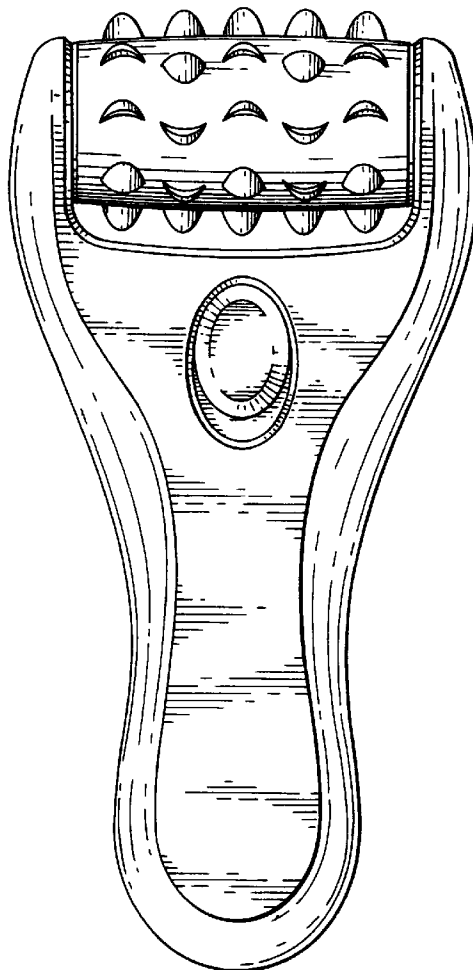
U.S. PATENT DOCUMENTS

D. 372,788	8/1996	Brun	D24/215
D. 387,873	12/1997	Lee	D24/215

FIG. 4 is a top plan view of the portable body massager of the present invention; and,

FIG. 5 is a bottom plan view right of the portable body massager of the present invention.

1 Claim, 2 Drawing Sheets



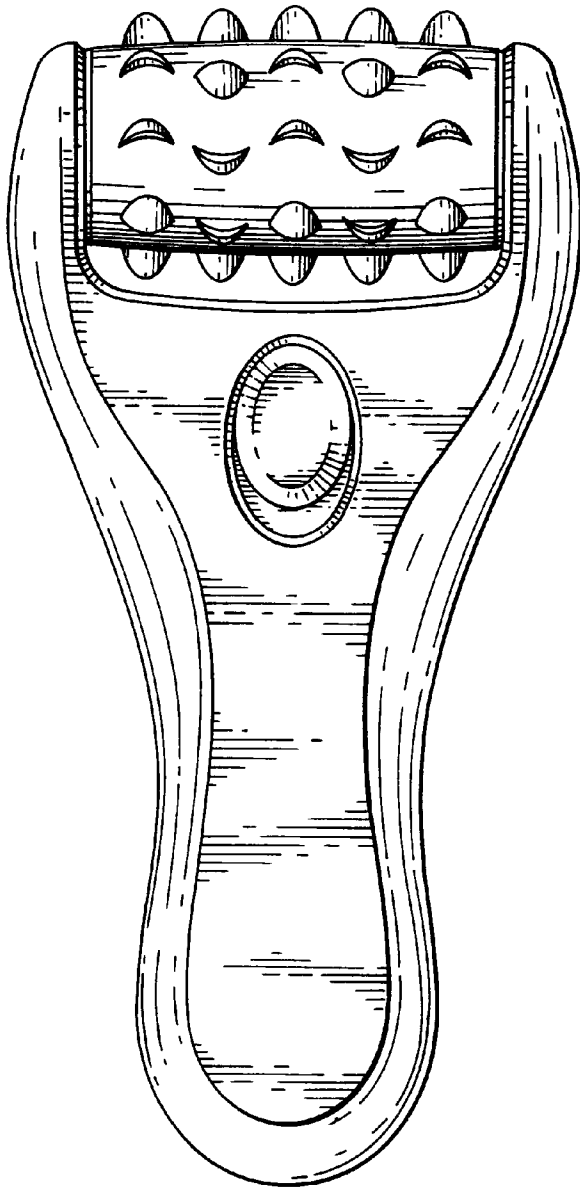


FIG. 1

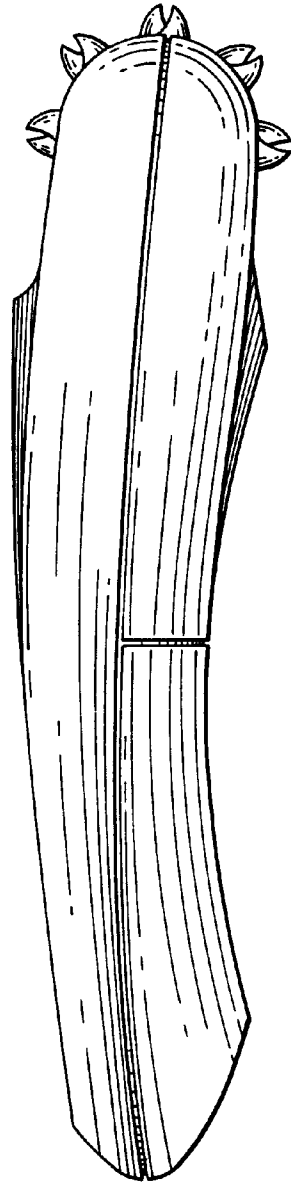


FIG. 2

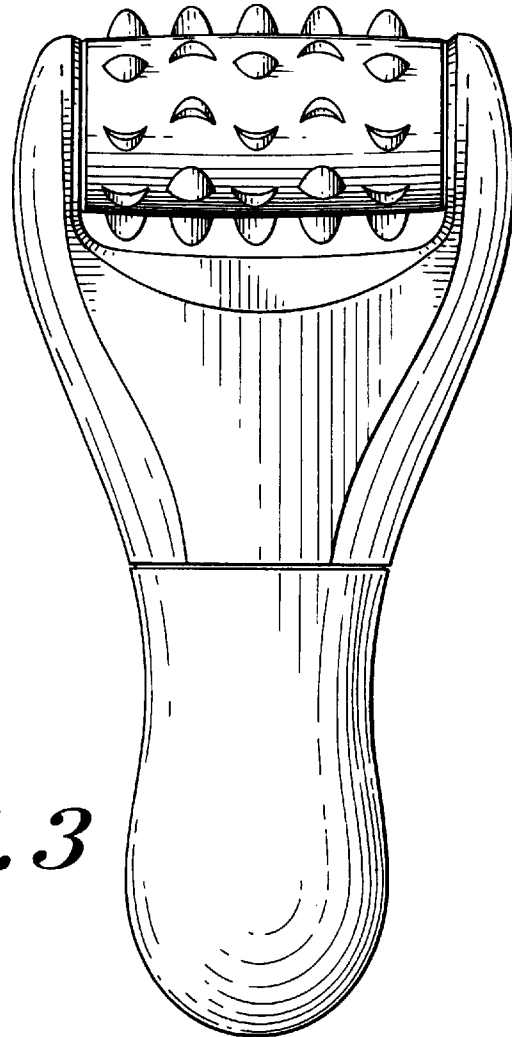


FIG. 3

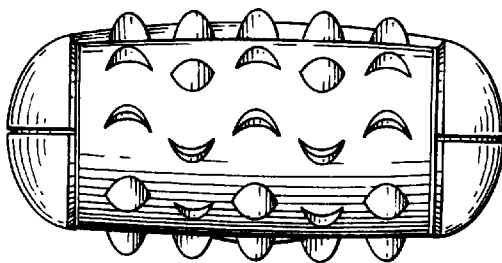


FIG. 4

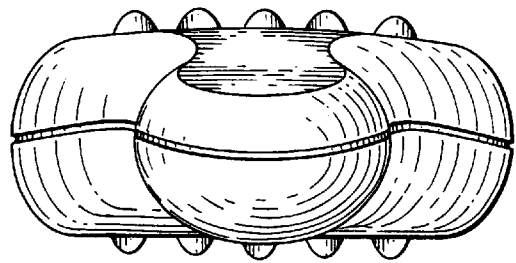


FIG. 5