



US00D938347S

(12) **United States Design Patent**
Lu

(10) **Patent No.:** **US D938,347 S**

(45) **Date of Patent:** **** Dec. 14, 2021**

(54) **BATTERY CASE WITH BUTTON**

(71) Applicant: **Yue Lu**, Henan (CN)

(72) Inventor: **Yue Lu**, Henan (CN)

(**) Term: **15 Years**

(21) Appl. No.: **29/717,142**

(22) Filed: **Dec. 16, 2019**

(51) **LOC (13) Cl.** **13-02**

(52) **U.S. Cl.**
USPC **D13/103**

(58) **Field of Classification Search**

USPC D13/102, 103, 104, 105, 106, 107, 108,
D13/110, 118, 119, 184, 199; D3/273,
D3/274, 302, 201, 264
CPC Y02E 60/12; Y02E 60/122; Y02E 60/124;
Y02E 60/50; H01M 10/4257; H01M
10/0436; H01M 10/48; H01M 2/02;
H01M 2/022; H01M 2/0202; H01M
2/0207; H01M 2/0212; H01M 2/1061;
H01M 2/1022; H01M 2/1055; H01M
2/1066; H01M 2/105; H01M 2/204;
H01M 2/04; H01M 2/0404; H01M
2/0406; H01M 2/0465; H01M 2/06

See application file for complete search history.

(56) **References Cited**

U.S. PATENT DOCUMENTS

D400,494 S *	11/1998	Blase	D13/103
D425,479 S *	5/2000	Melnicoff	D13/103
D439,561 S *	3/2001	Lee, IV	D13/103
D491,888 S *	6/2004	Lee	D13/103
D575,734 S *	8/2008	Groh	D13/119
D707,626 S *	6/2014	Atkinson	D13/110
D720,688 S *	1/2015	Popper	D13/103
D772,163 S *	11/2016	Kambayashi	H01M 50/636 D13/119
D812,024 S *	3/2018	Lewis	D13/184
D830,966 S *	10/2018	Siminoff	D13/103

D860,958 S *	9/2019	Lewis	H01M 50/213 D13/184
2003/0096159 A1*	5/2003	Suzuki	H01M 50/213 429/96
2017/0194903 A1*	7/2017	Herbert	H01M 16/00

FOREIGN PATENT DOCUMENTS

CN	303747885	*	7/2016
CN	304103720	*	4/2017
CN	304107515	*	4/2017
CN	304369027	*	11/2017
CN	305291095	*	8/2019
CN	305412478	*	11/2019
CN	305478750	*	12/2019

OTHER PUBLICATIONS

“Smatree Battery Charger Digital Camera Battery Charger for Nikon EN-EL3/EN-EL3e”, first accessed May 17, 2021. Alibaba.com [https://www.alibaba.com/product-detail/Smatree-Battery-Charger-Digital-Camera-Battery_60598186191.html] (Year: 2021).*

* cited by examiner

Primary Examiner — Rosemary K Tarcza

Assistant Examiner — Seth David Kumpf

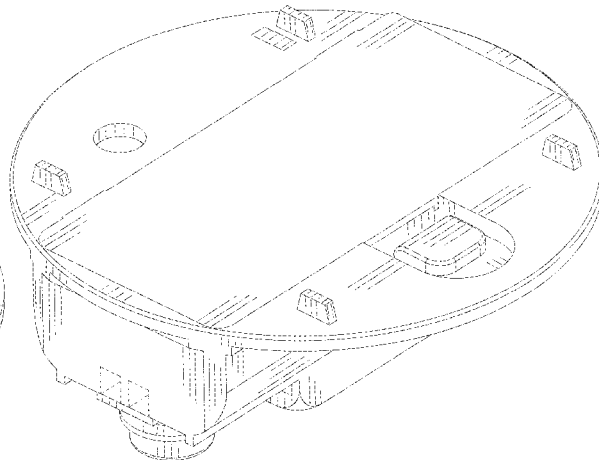
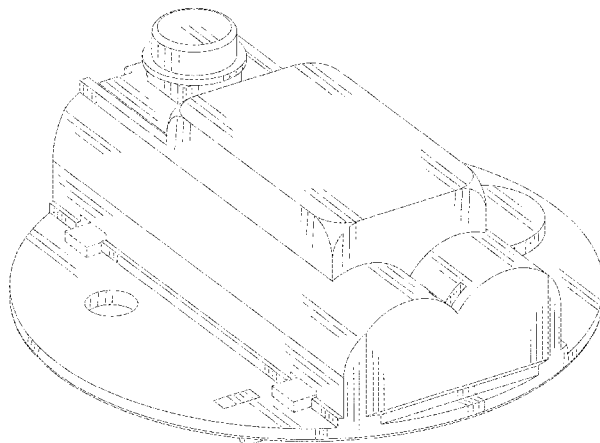
(57) **CLAIM**

The ornamental design for a battery case with button, as shown and described.

DESCRIPTION

FIG. 1 is a perspective view of a battery case with button showing my new design;
FIG. 2 is a front elevational view thereof;
FIG. 3 is a rear elevational view thereof;
FIG. 4 is a left side elevational view thereof;
FIG. 5 is a right side elevational view thereof;
FIG. 6 is a top plan view thereof; and
FIG. 7 is a bottom plan view thereof; and,
FIG. 8 is another perspective view thereof.

1 Claim, 8 Drawing Sheets



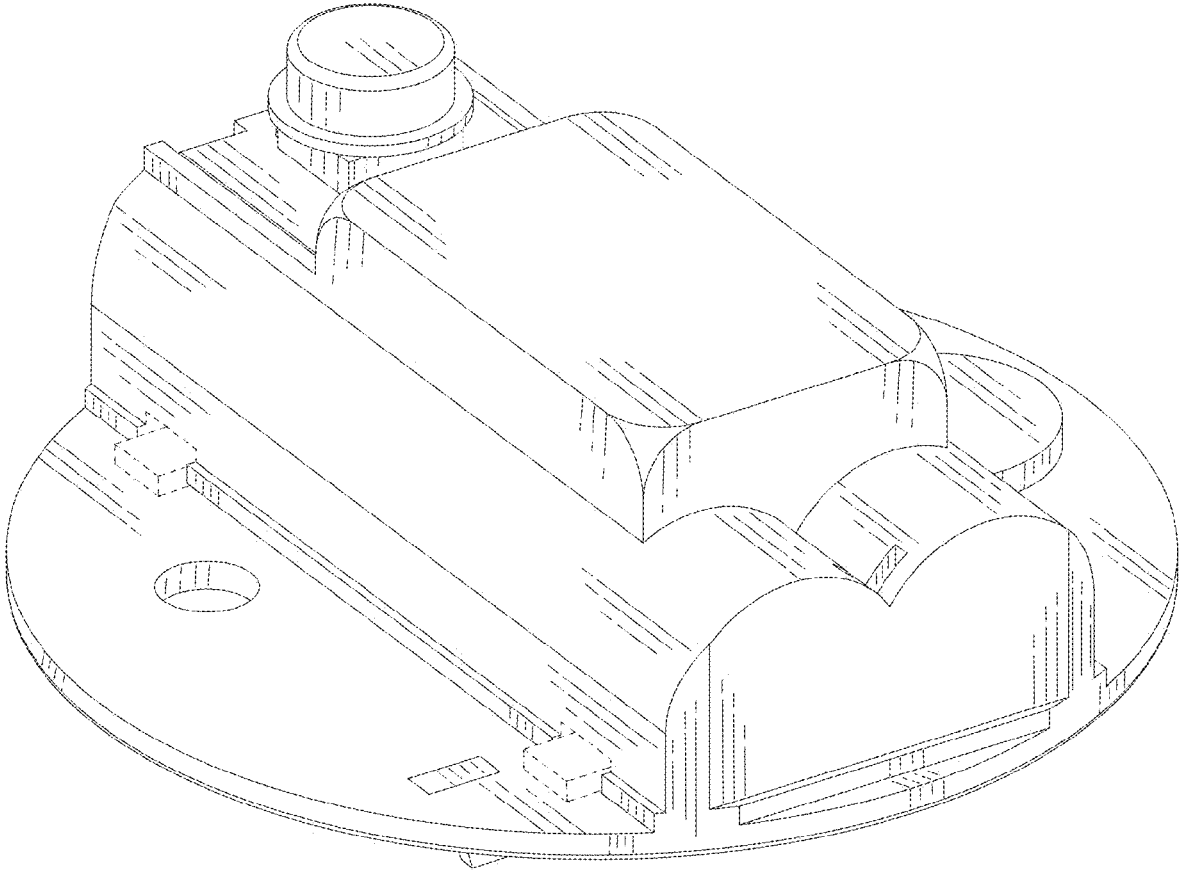


FIG.1

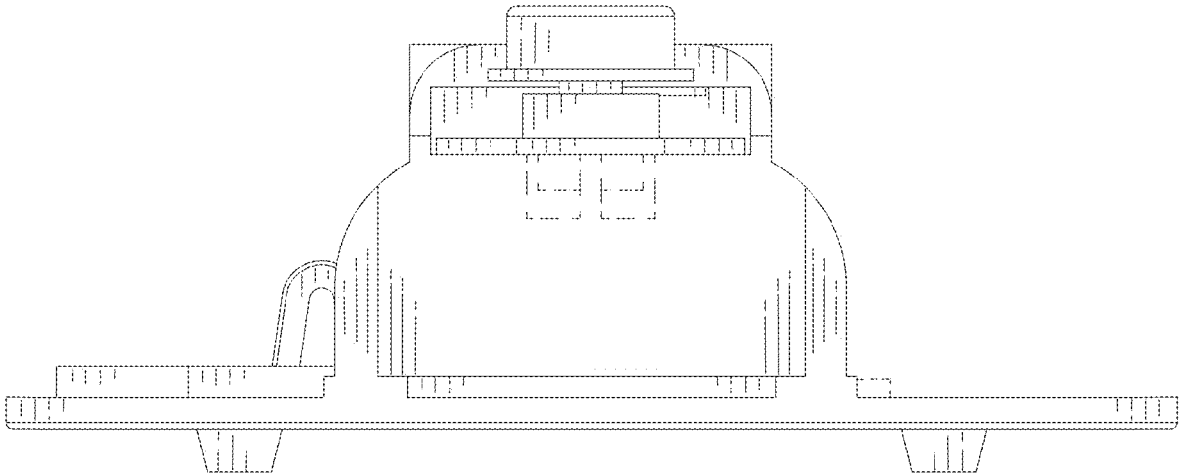


FIG.2

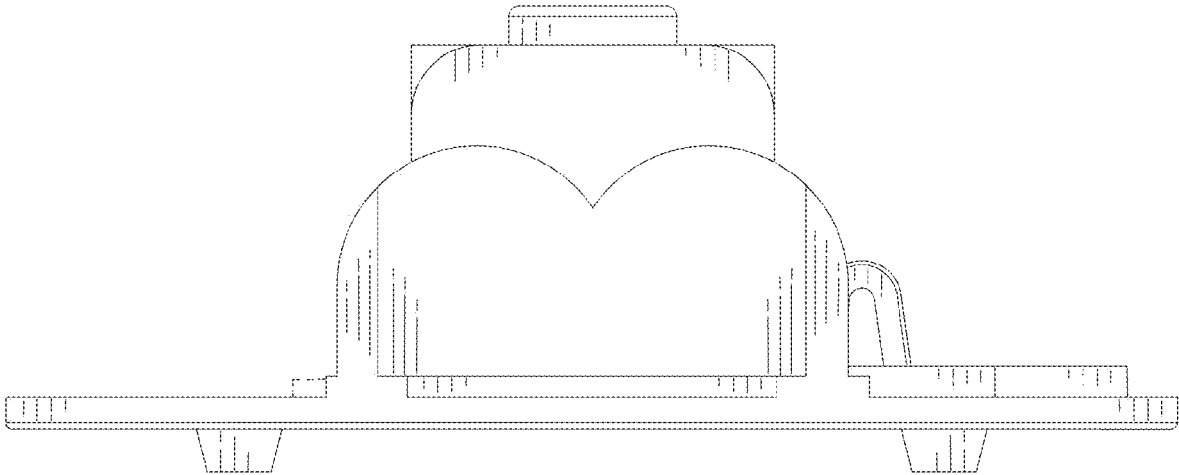


FIG.3

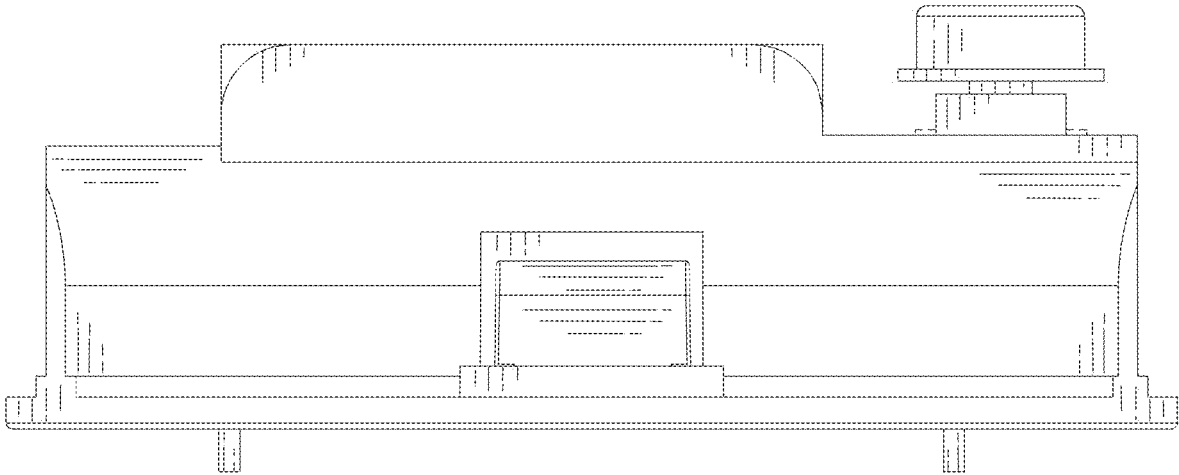


FIG.4

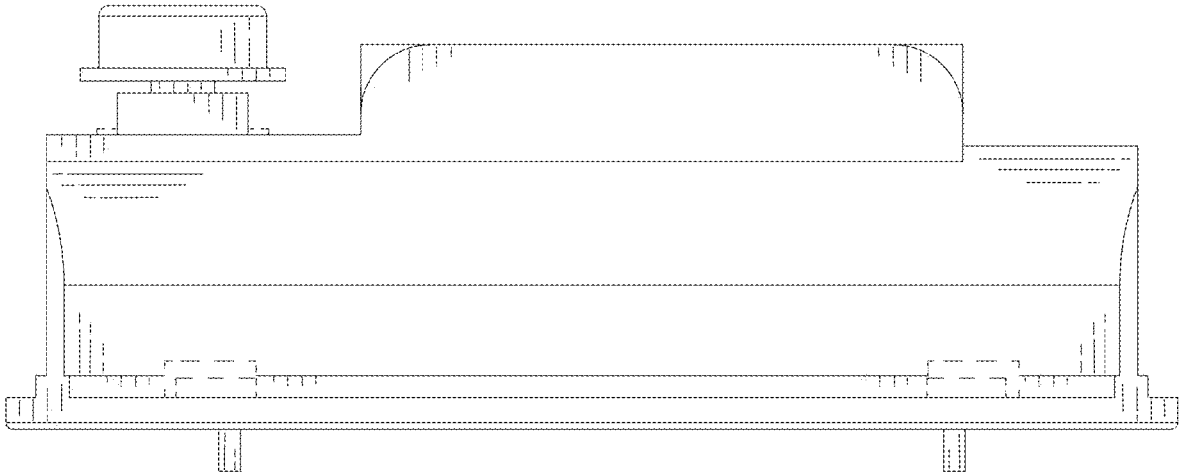


FIG.5

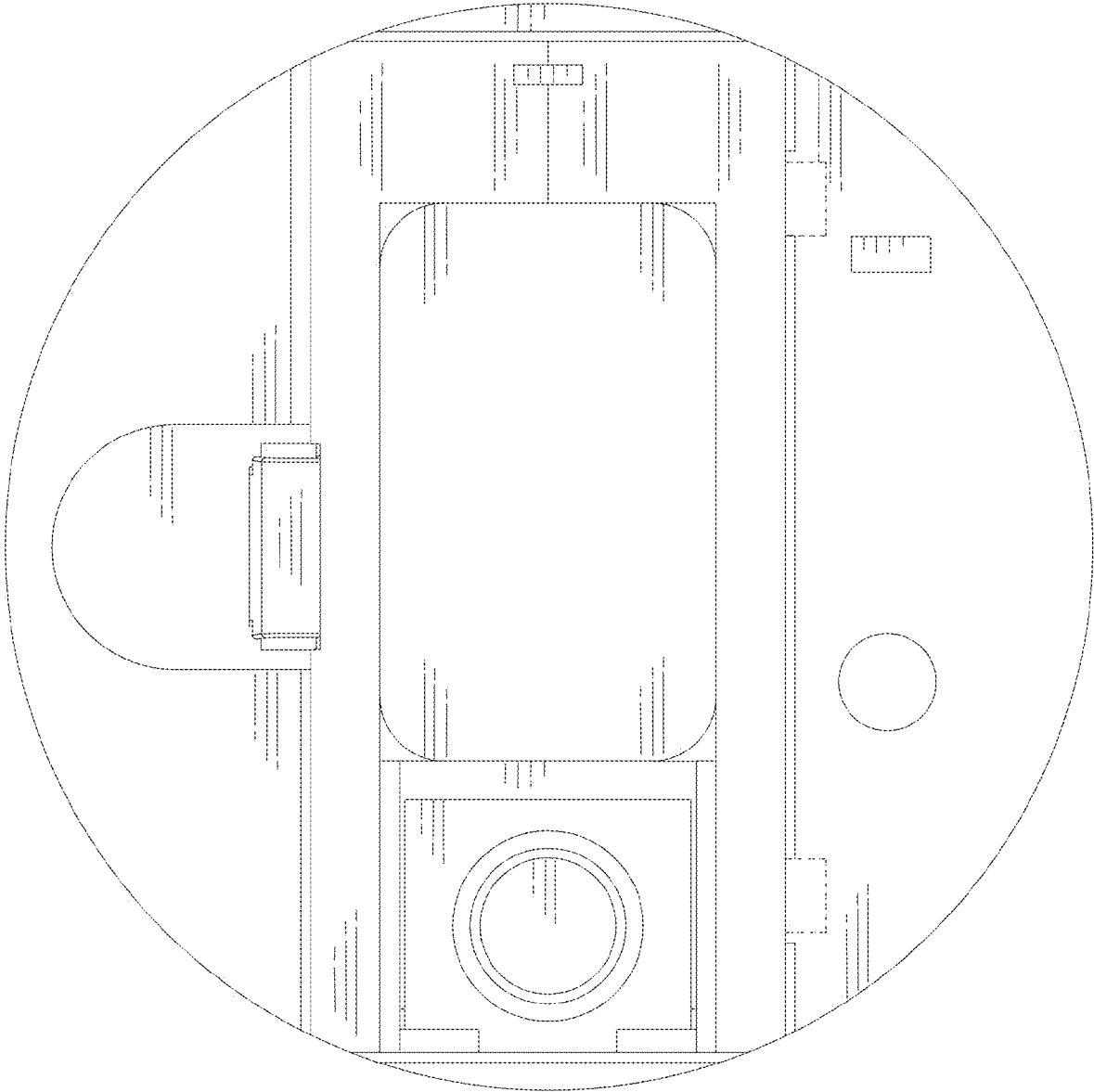


FIG.6

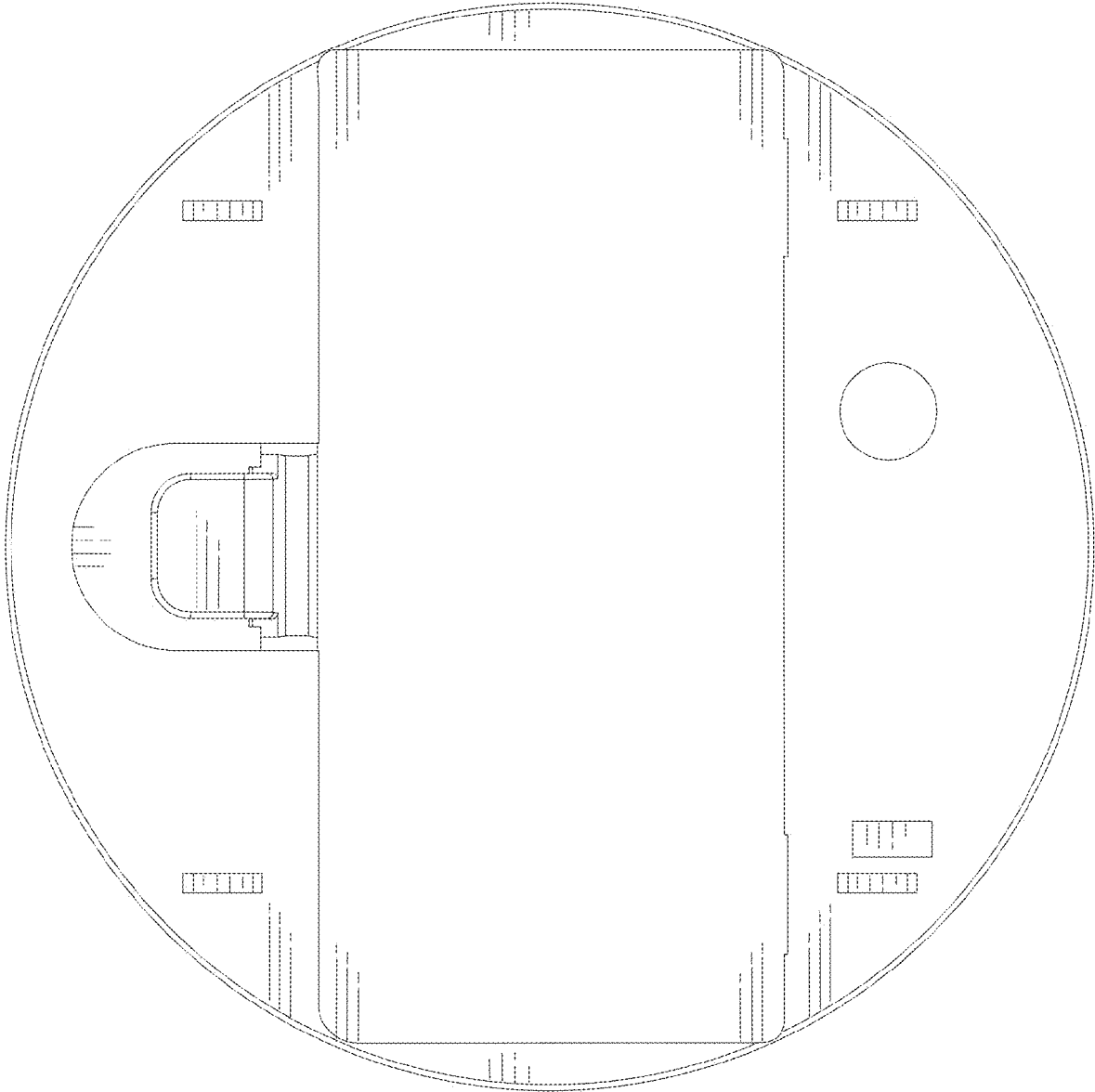


FIG.7

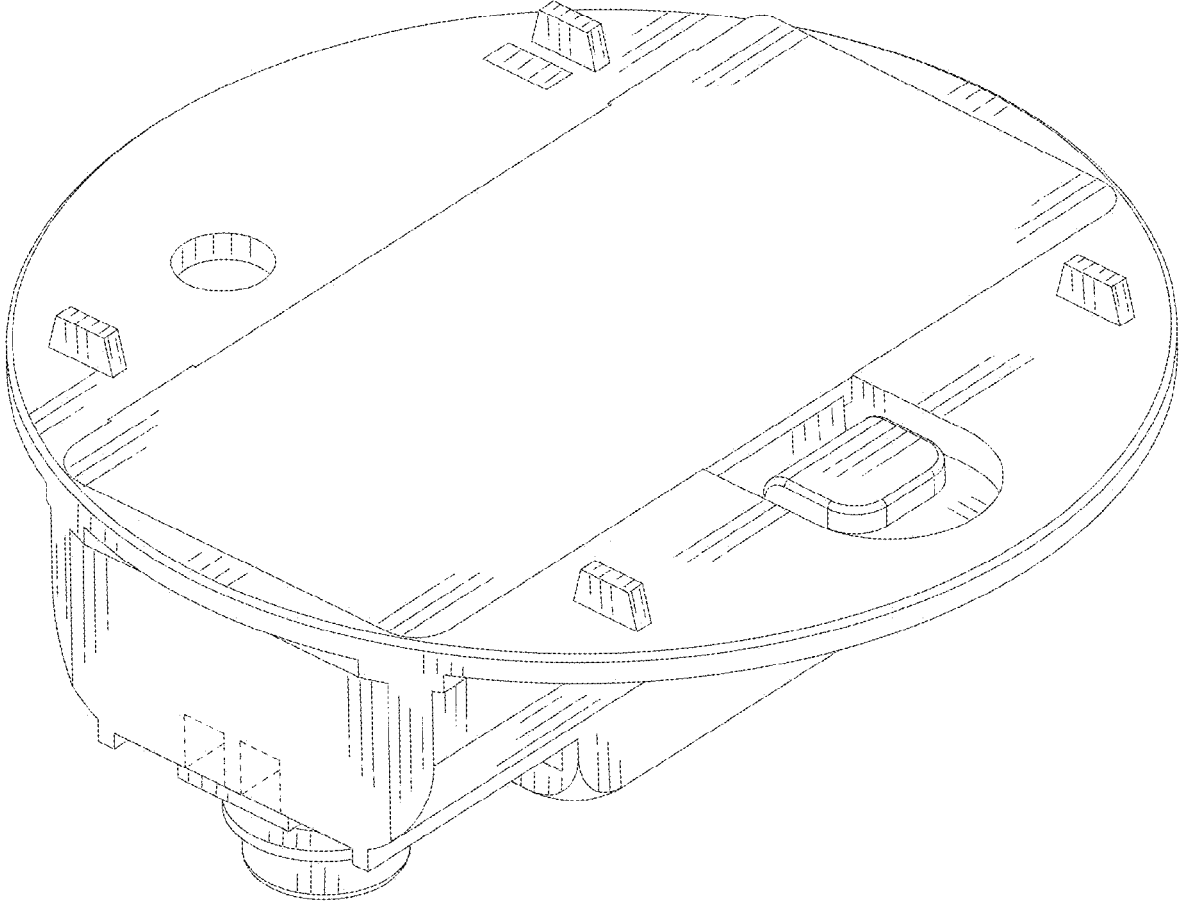


FIG.8