



US00D807366S

(12) **United States Design Patent**
Chen

(10) **Patent No.:** **US D807,366 S**

(45) **Date of Patent:** **** Jan. 9, 2018**

(54) **PROTECTIVE CASE WITH STAND FOR
TABLET COMPUTER**

(71) Applicant: **Dongguan YIHE Silicone & Rubber
Technology Co., Ltd.**, Guangdong
(CN)

(72) Inventor: **Ling Chen**, Guangdong (CN)

(**) Term: **15 Years**

(21) Appl. No.: **29/600,215**

(22) Filed: **Apr. 10, 2017**

(30) **Foreign Application Priority Data**

Mar. 24, 2017 (CN) 2017 3 0091620

(51) **LOC (11) Cl.** **14-02**

(52) **U.S. Cl.**
USPC **D14/440**

(58) **Field of Classification Search**
USPC D14/440, 42, 300, 447, 250; 206/45.23,
206/320, 45.2; 361/679.55; 294/25;
224/218

CPC G06F 1/1628; G06F 1/1626; G06F 1/1669;
A47B 23/044; H04B 1/3888

See application file for complete search history.

(56) **References Cited**

U.S. PATENT DOCUMENTS

6,726,070	B2 *	4/2004	Lautner	A44C 5/0007 224/221
D492,303	S *	6/2004	Schlieffers	D14/341
D591,801	S *	5/2009	Mak	D21/469
D594,004	S *	6/2009	Takemasa	D14/341
D611,467	S *	3/2010	Gou	D14/315
D613,285	S *	4/2010	Grant	D14/341
D626,123	S *	10/2010	Peng	D14/324
D676,449	S *	2/2013	Probst	D14/440
D685,376	S *	7/2013	Kim	D14/439

D689,056	S *	9/2013	Li	D14/440
D690,704	S *	10/2013	Padilla	D14/440
D691,144	S *	10/2013	Peters	D14/440
D694,246	S *	11/2013	Park	D14/440
D703,672	S *	4/2014	Kim	D14/440
8,690,210	B1 *	4/2014	May	A45F 5/00 224/217
D712,412	S *	9/2014	Bleau	D14/440
D721,075	S *	1/2015	Toda	D14/342
D721,376	S *	1/2015	Lee	D14/440
D725,659	S *	3/2015	Tussy	D14/440
D727,917	S *	4/2015	Yeo	D14/440
D733,154	S *	6/2015	Armstrong	D14/440
D741,335	S *	10/2015	Bastian	D14/440
D747,321	S *	1/2016	London	D14/440
D749,592	S *	2/2016	Huang	D14/440
D752,052	S *	3/2016	Park	D14/440
D763,853	S *	8/2016	Pearce	D14/440
D765,085	S *	8/2016	Moore	D14/440

(Continued)

Primary Examiner — Cynthia Underwood

(74) *Attorney, Agent, or Firm* — Prakash Nama; Global
IP Services, PLLC

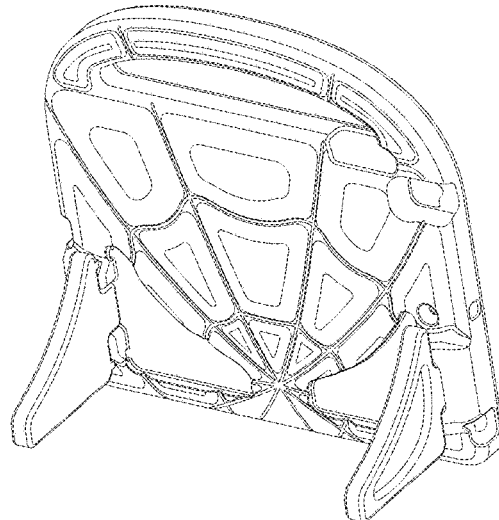
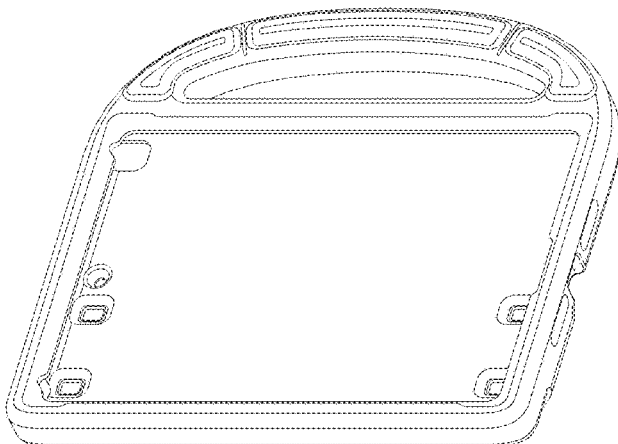
(57) **CLAIM**

The ornamental design for a protective case with stand for
tablet computer, as shown.

DESCRIPTION

FIG. 1 is a front elevational view of a protective case with
stand for tablet computer showing my new design;
FIG. 2 is a rear elevational view thereof;
FIG. 3 is a left side view thereof;
FIG. 4 is a right side view thereof;
FIG. 5 is a top plan view thereof;
FIG. 6 is a bottom plan view thereof;
FIG. 7 is a perspective view thereof;
FIG. 8 is a second perspective view thereof; and,
FIG. 9 is a third perspective view shown with the stand in
an open position.

1 Claim, 6 Drawing Sheets



(56)

References Cited

U.S. PATENT DOCUMENTS

9,407,743 B1 * 8/2016 Hirshberg H04M 1/04
D766,249 S * 9/2016 Veltz D14/440
D771,030 S * 11/2016 Tussy D14/250
D784,350 S * 4/2017 Li D14/440
D794,625 S * 8/2017 Armstrong D14/250
D797,106 S * 9/2017 Paolizzi D14/426
2004/0226973 A1 * 11/2004 Kao F16M 11/041
224/218
2007/0215512 A1 * 9/2007 Bellissimo A47G 23/0625
206/557
2009/0219677 A1 * 9/2009 Mori A45F 3/14
361/679.03
2011/0267748 A1 * 11/2011 Lane A45F 5/00
361/679.01
2011/0309117 A1 * 12/2011 Roberts A45F 5/00
224/217
2012/0091312 A1 * 4/2012 Baker F16M 13/00
248/682
2014/0054910 A1 * 2/2014 Kim H04B 1/385
294/158
2014/0152034 A1 * 6/2014 Tussy F16M 13/04
294/142
2015/0009610 A1 * 1/2015 London G06F 1/163
361/679.03
2015/0068934 A1 * 3/2015 Armstrong A45C 11/00
206/320
2015/0201743 A1 * 7/2015 Erickson-Davis A45F 5/00
224/218
2017/0045920 A1 * 2/2017 Armstrong G06F 1/1669

* cited by examiner




FIG. 1

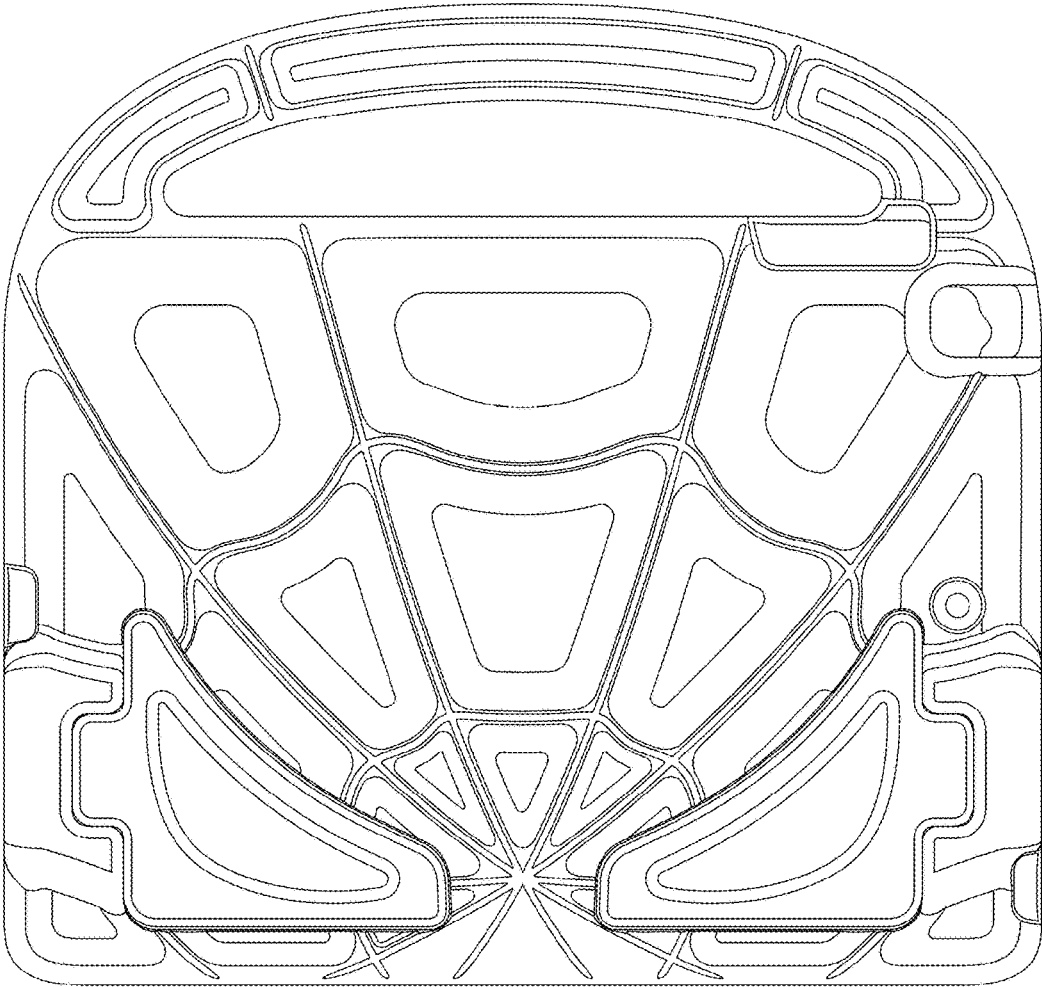


FIG. 2




FIG. 3




FIG. 4

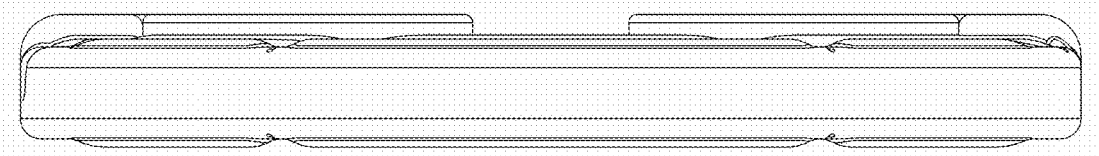


FIG. 5

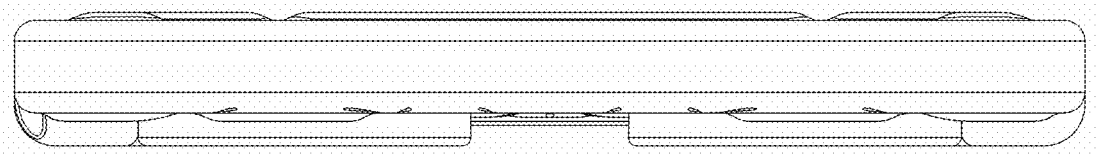


FIG. 6

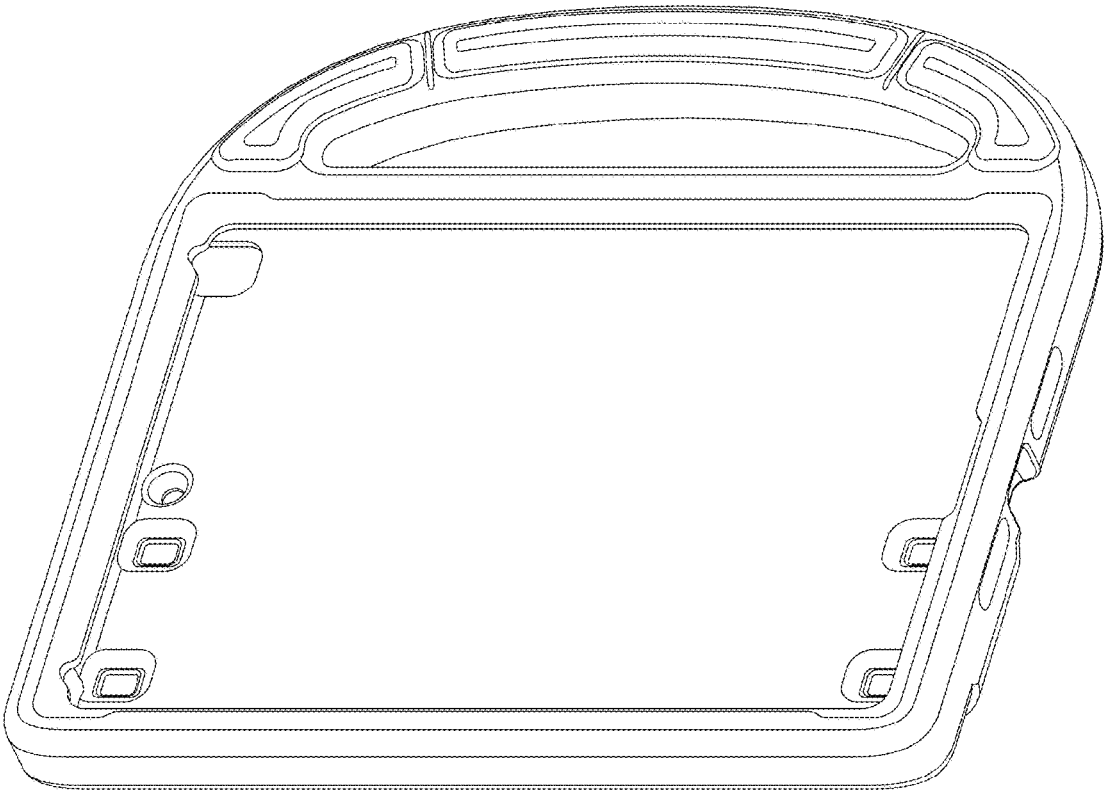


FIG. 7

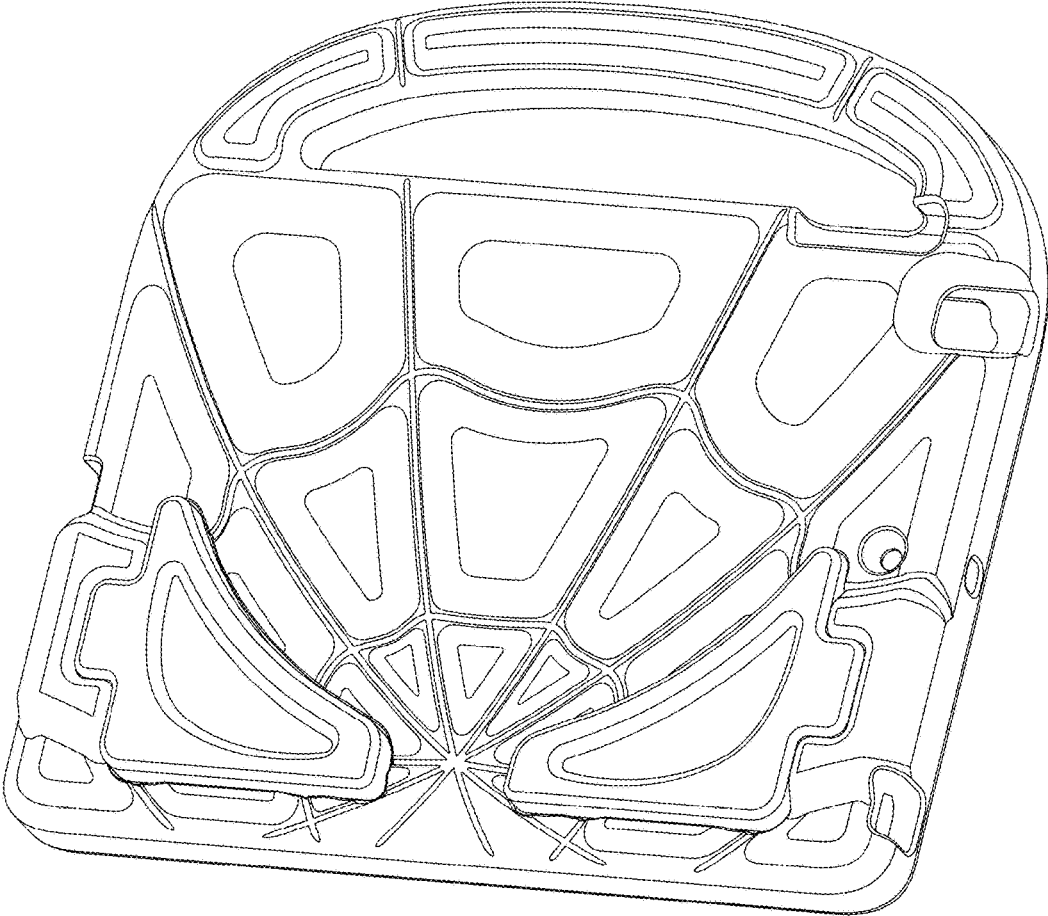


FIG. 8

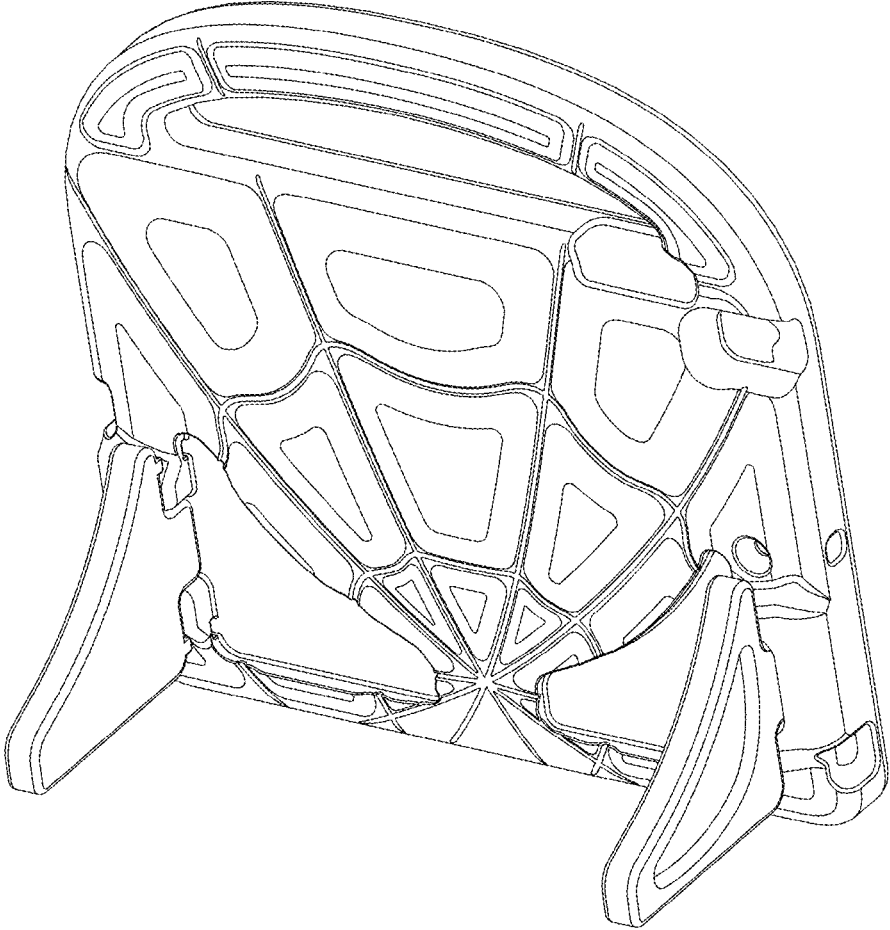


FIG. 9