



US00D455025S

(12) **United States Design Patent**  
**Weitzman et al.**

(10) **Patent No.:** **US D455,025 S**

(45) **Date of Patent:** **\*\* Apr. 2, 2002**

(54) **PORTABLE COLLAPSIBLE TRANSLUCENT  
LAPTOP COMPUTER TABLE**

(75) Inventors: **Maxim Weitzman**, Los Angeles; **Ravi  
K. Sawhney**, Calabasas; **Nasahn A.  
Shepard**, Woodland Hills; **Juan P.  
Cilia**, Thousand Oaks, all of CA (US)

(73) Assignee: **Imtrigo, Inc.**, Thousand Oaks, CA (US)

(\*\*) Term: **14 Years**

(21) Appl. No.: **29/136,522**

(22) Filed: **Feb. 2, 2001**

(51) **LOC (7) Cl.** ..... **06-06**

(52) **U.S. Cl.** ..... **D6/406.5**

(58) **Field of Search** ..... D6/406.3, 406.1,  
D6/406.4, 406.5, 406.6, 310, 339, 419,  
420, 429, 449, 511; D7/545, 550.1, 554.3,  
554.4, 698; D12/415, 416, 426.1; D19/20,  
36, 52, 65, 75, 78, 86, 88, 90, 91, 92, 99,  
100; 40/371; 108/43, 44, 36, 49, 129, 132,  
166, 174; 206/214, 224, 371; 224/42.11,  
92, 540; 248/166, 444, 444.1, 451, 452,  
454, 460, 463; 297/148, 153; 312/231

(56) **References Cited**

**U.S. PATENT DOCUMENTS**

4,010,696 A \* 3/1977 Priesman ..... 224/42.11

4,311,099 A \* 1/1982 Roberts ..... D6/406.5  
D318,960 S \* 8/1991 Lilly et al. .... D6/406.3  
5,067,417 A \* 11/1991 Marmentini ..... 108/36  
5,383,411 A \* 1/1995 Tomaka et al. .... 108/129  
D428,729 S \* 8/2000 Weitzman et al. .... D6/406.5  
6,170,405 B1 \* 1/2001 Weitzman et al. .... 108/43

\* cited by examiner

*Primary Examiner*—Doris V. Coles  
*Assistant Examiner*—T. Chase Nelson  
(74) *Attorney, Agent, or Firm*—Jack C. Munro

(57) **CLAIM**

The ornamental design for portable collapsible translucent laptop computer table, as shown and described.

**DESCRIPTION**


FIG. 1 is a right side view of the portable collapsible translucent laptop computer table in an opened configuration, as it would normally be used, showing my new design with the left side view being identical;

FIG. 2 is a top plan view thereof;

FIG. 3 is a bottom plan view thereof; and,

FIG. 4 is a front elevational view thereof with the back view being identical.

**1 Claim, 4 Drawing Sheets**



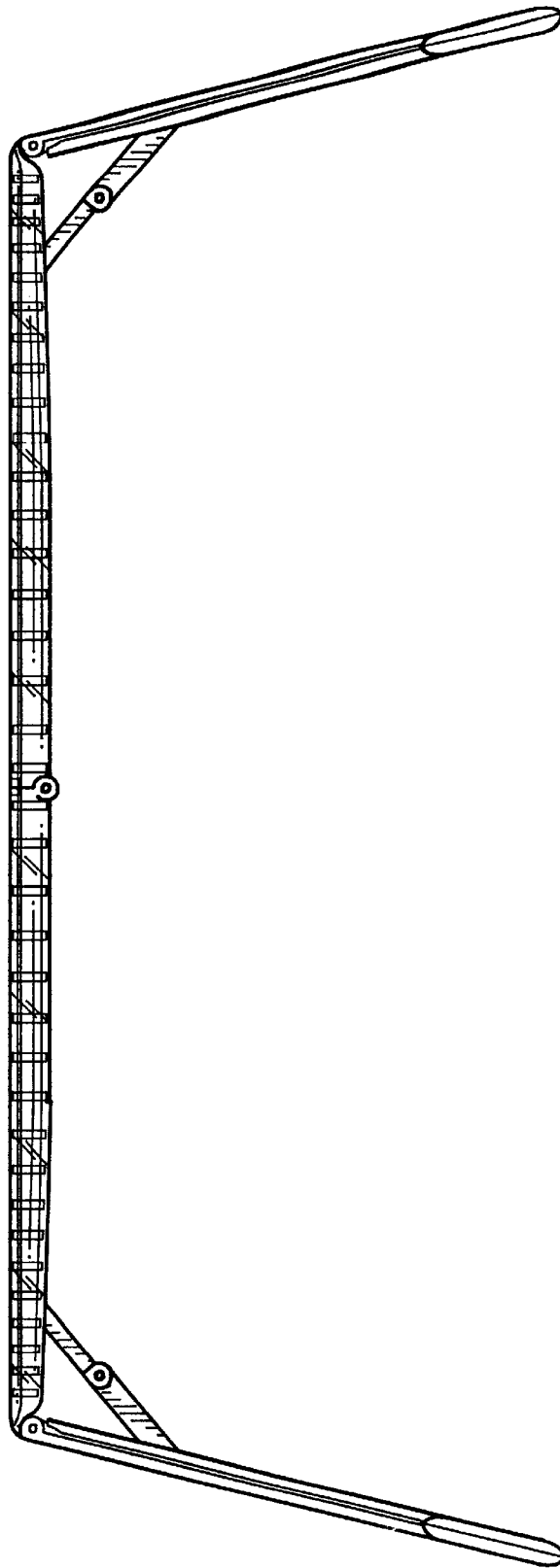


FIG. 1

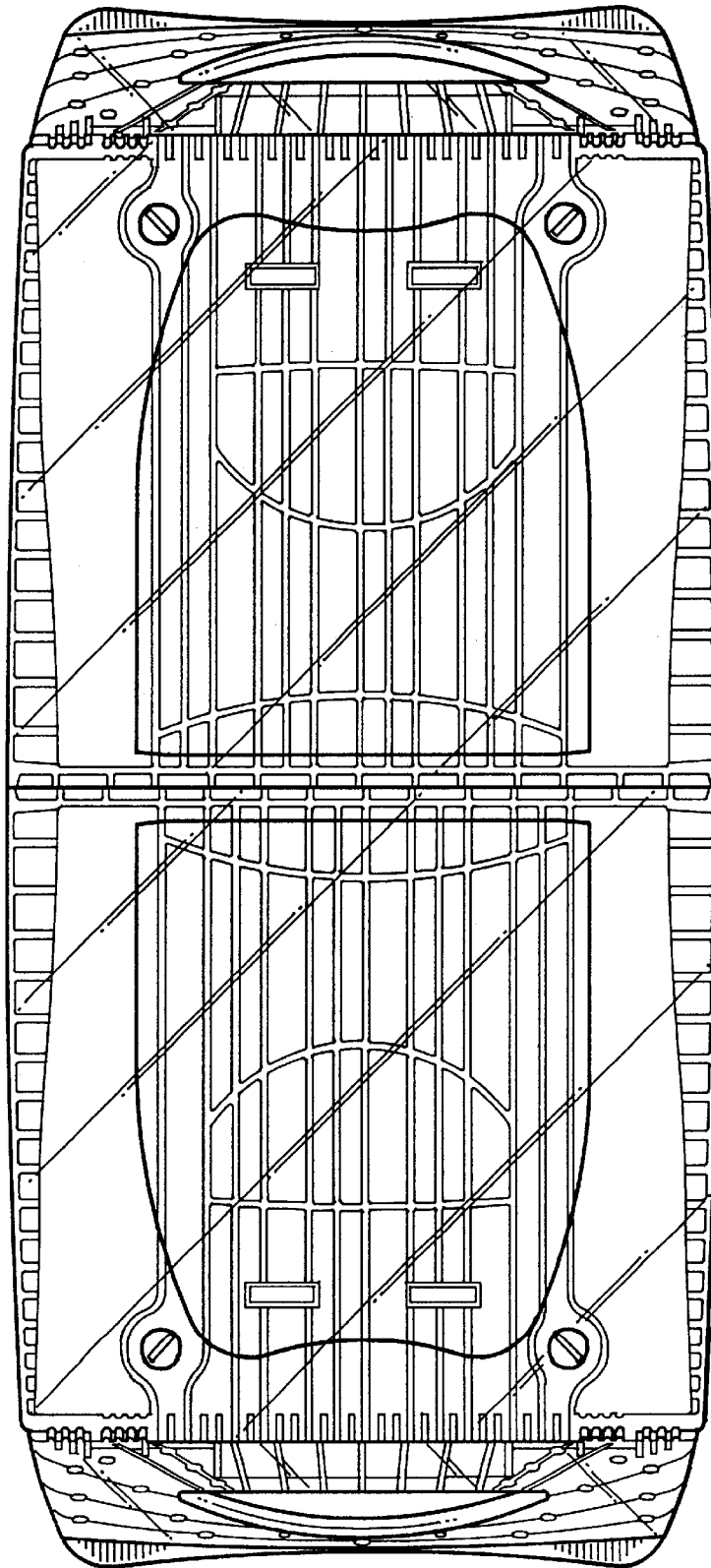


FIG. 2

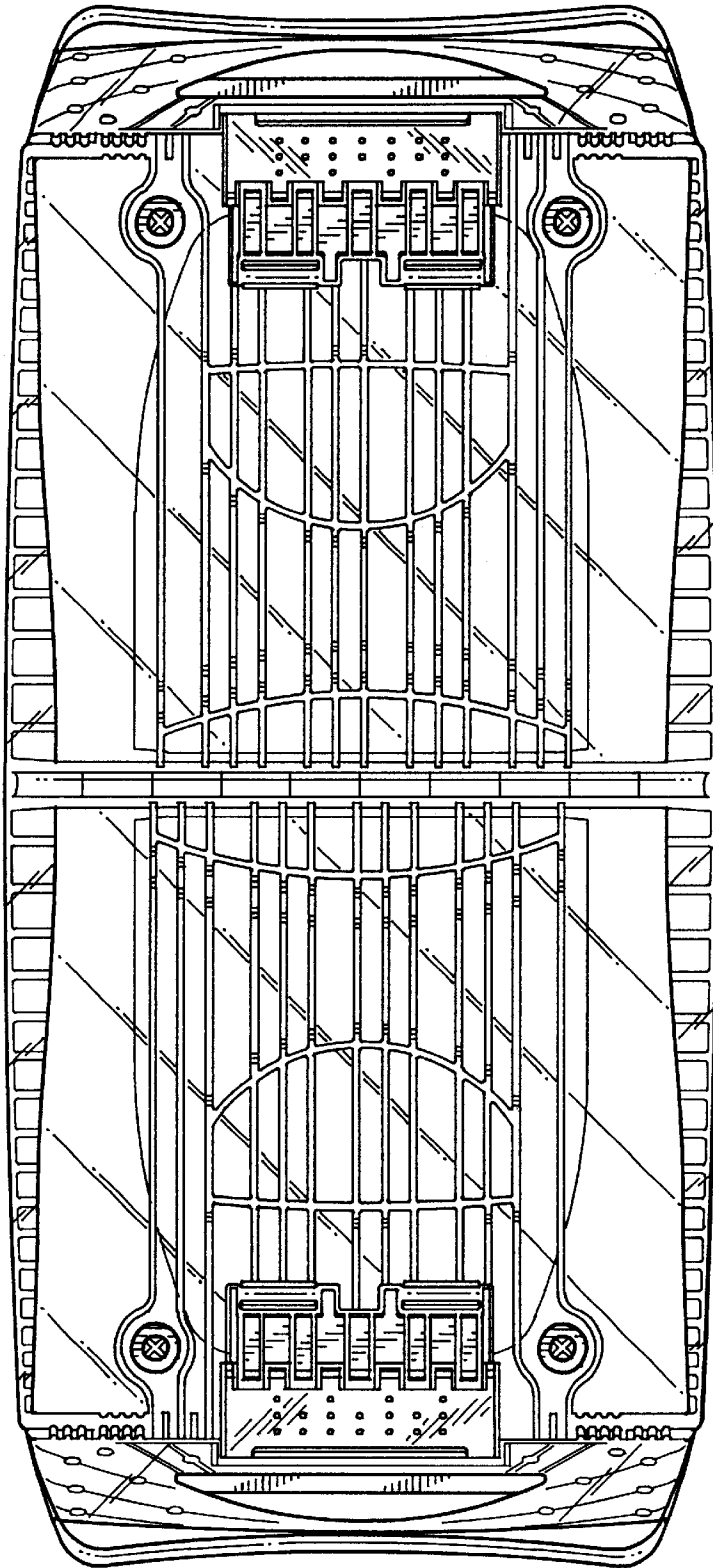


FIG. 3

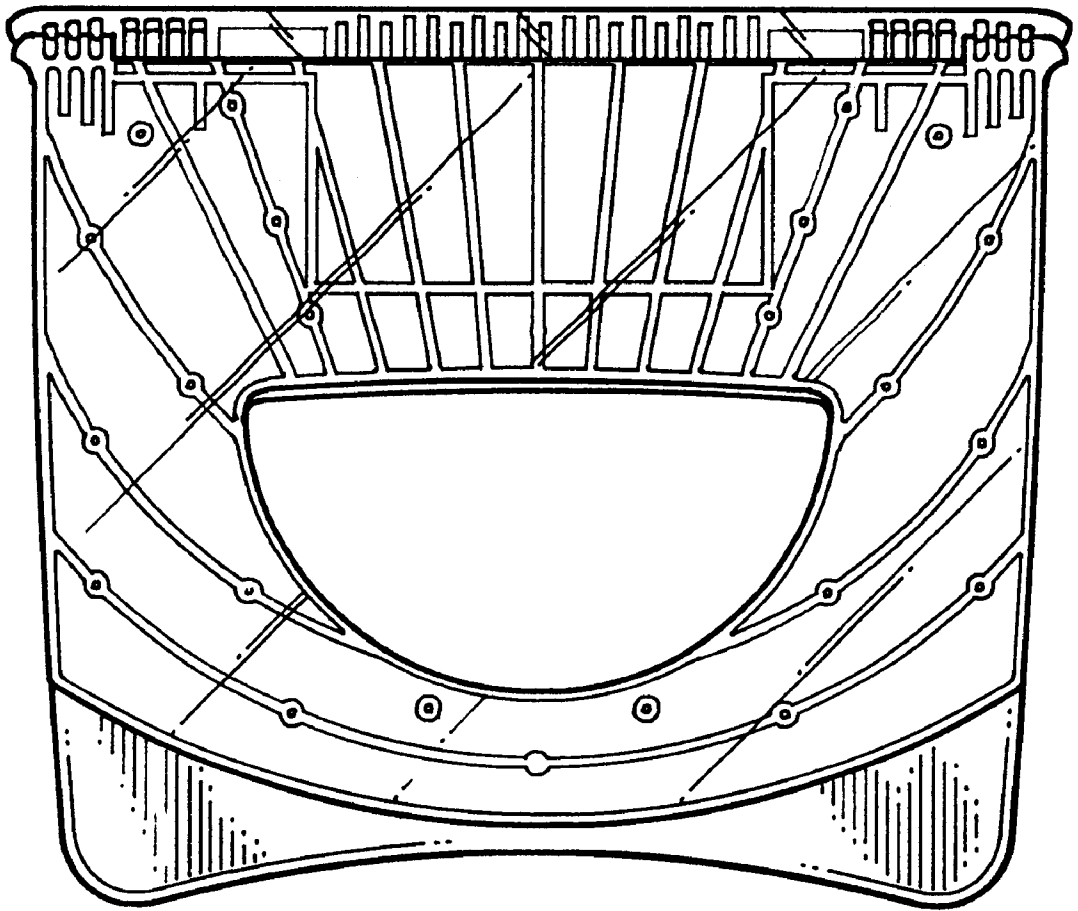


FIG. 4