



US00D424099S

**United States Patent** [19]  
**Pangburn**

[11] **Patent Number: Des. 424,099**  
[45] **Date of Patent: \*\* May 2, 2000**

[54] **PRINTER**

[75] Inventor: **Thomas Eugene Pangburn**, Lexington, Ky.

[73] Assignee: **Lexmark International, Inc.**, Lexington, Ky.

[\*\*] Term: **14 Years**

[21] Appl. No.: **29/072,509**

[22] Filed: **Jun. 19, 1997**

[51] **LOC (7) Cl.** ..... **14-02**

[52] **U.S. Cl.** ..... **D18/50**

[58] **Field of Search** ..... 400/613, 613.1-613.4, 400/690-694, 690.1-690.4; D18/50, 54, 55

[56] **References Cited**

**U.S. PATENT DOCUMENTS**

D. 343,637	1/1994	Umino et al. ....	D18/55
D. 344,754	3/1994	Parsey .....	D18/55
D. 349,922	8/1994	Tashiro .....	D18/50
D. 350,364	9/1994	Kawashima et al. ....	D18/50
D. 356,818	3/1995	Sekine et al. ....	D18/55
D. 363,506	10/1995	Inukai .....	D18/55
D. 366,900	2/1996	Pangburn et al. .	
D. 370,026	5/1996	McGlashan .....	D18/55
D. 373,378	9/1996	Brown et al. ....	D18/55
D. 373,380	9/1996	Dwyer et al. ....	D18/55

D. 373,595	9/1996	Askren et al. .	
D. 375,119	10/1996	Pangburn .	
D. 376,615	12/1996	Dubson .....	D18/50
D. 378,100	2/1997	Sekine .....	D18/54
D. 378,757	4/1997	Dubson .....	D18/55
D. 379,828	6/1997	Dubson .....	D18/55
D. 382,894	8/1997	Berriman et al. ....	D18/55
D. 384,969	10/1997	Inoue et al. ....	D18/54
D. 388,405	12/1997	Lin .....	D18/50
D. 390,258	2/1998	Kawahara et al. ....	D18/55
D. 390,593	2/1998	Inoue .....	D18/54
D. 390,594	2/1998	Sekine .....	D18/54
D. 390,595	2/1998	Sekine .....	D18/54
5,620,269	4/1997	Gustafson .....	400/691

*Primary Examiner*—Cathy Anne MacCormac  
*Attorney, Agent, or Firm*—John A. Brady


[57] **CLAIM**

The ornamental design for a printer, as shown and described.

**DESCRIPTION**

FIG. 1 is a top, front, left side perspective view of a printer showing my new design;  
FIG. 2 is a front elevational view thereof;  
FIG. 3 is a rear elevational view thereof;  
FIG. 4 is a left side elevational view thereof;  
FIG. 5 is a right side elevational view thereof; and  
FIG. 6 is a top plan view thereof; and,  
FIG. 7 is a bottom plan view thereof which is not seen or intended to be seen as part of my new design.

**1 Claim, 7 Drawing Sheets**






Fig. 1




FIG. 2




FIG. 3




Fig. 4




FIG. 5



Fig. 6




Fig. 7

