



US00D664844S

(12) **United States Design Patent**
Hale

(10) **Patent No.:** **US D664,844 S**

(45) **Date of Patent:** **** Aug. 7, 2012**

(54) **CONTAINER**

(75) Inventor: **Bryan Hale**, Gurnee, IL (US)

(73) Assignee: **Solo Cup Operating Corporation**, Lake Forest, IL (US)

(**) Term: **14 Years**

(21) Appl. No.: **29/394,804**

(22) Filed: **Jun. 21, 2011**

(51) **LOC (9) Cl.** **09-03**

(52) **U.S. Cl.** **D9/429; D9/425**

(58) **Field of Classification Search** D9/414,
D9/416, 418, 423, 425, 428-431, 454, 542;
D7/538, 540, 542, 550.1, 565, 584, 602, 629;
206/501-509, 512; 220/4.23-4.24, 23.86,
220/780-781, 791-793, 835, 839; 428/34.1,
428/35.7, 36.5-36.8

See application file for complete search history.

(56) **References Cited**

U.S. PATENT DOCUMENTS

D391,850 S *	3/1998	Krupa et al.	D9/429
D395,599 S *	6/1998	Wyslowsky	D9/425
5,979,687 A *	11/1999	Hayes et al.	220/4.23
D489,254 S *	5/2004	Kocis et al.	D9/425
7,124,910 B2 *	10/2006	Nordland	220/839
D649,448 S *	11/2011	Wu	D9/429

* cited by examiner

Primary Examiner — Thomas Johannes

(74) *Attorney, Agent, or Firm* — Banner & Witcoff, Ltd.

(57) **CLAIM**

The ornamental design for a container, as shown and described.

DESCRIPTION

FIG. 1 is a top, right perspective view of a container showing my new design;
FIG. 2 is a top view thereof;
FIG. 3 is a right side view, the opposite side being a mirror image thereof;
FIG. 4 is a front view thereof;
FIG. 5 is a rear view thereof; and,
FIG. 6 is a bottom view thereof.

1 Claim, 4 Drawing Sheets

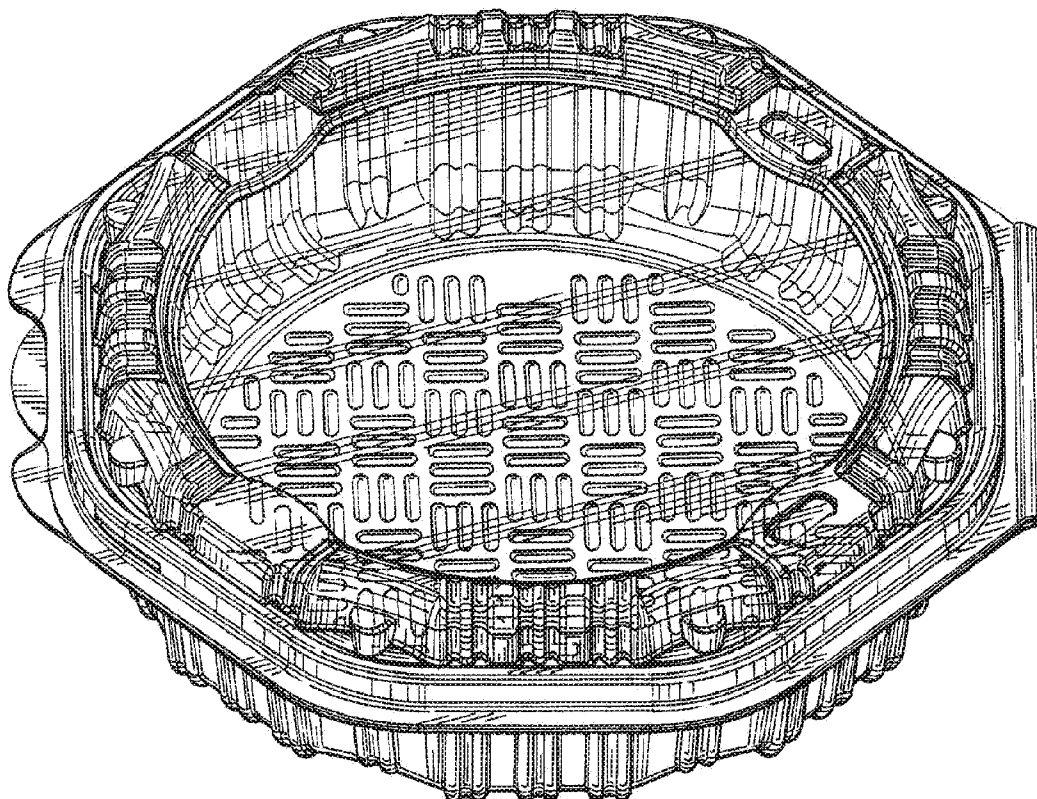


FIG. 1

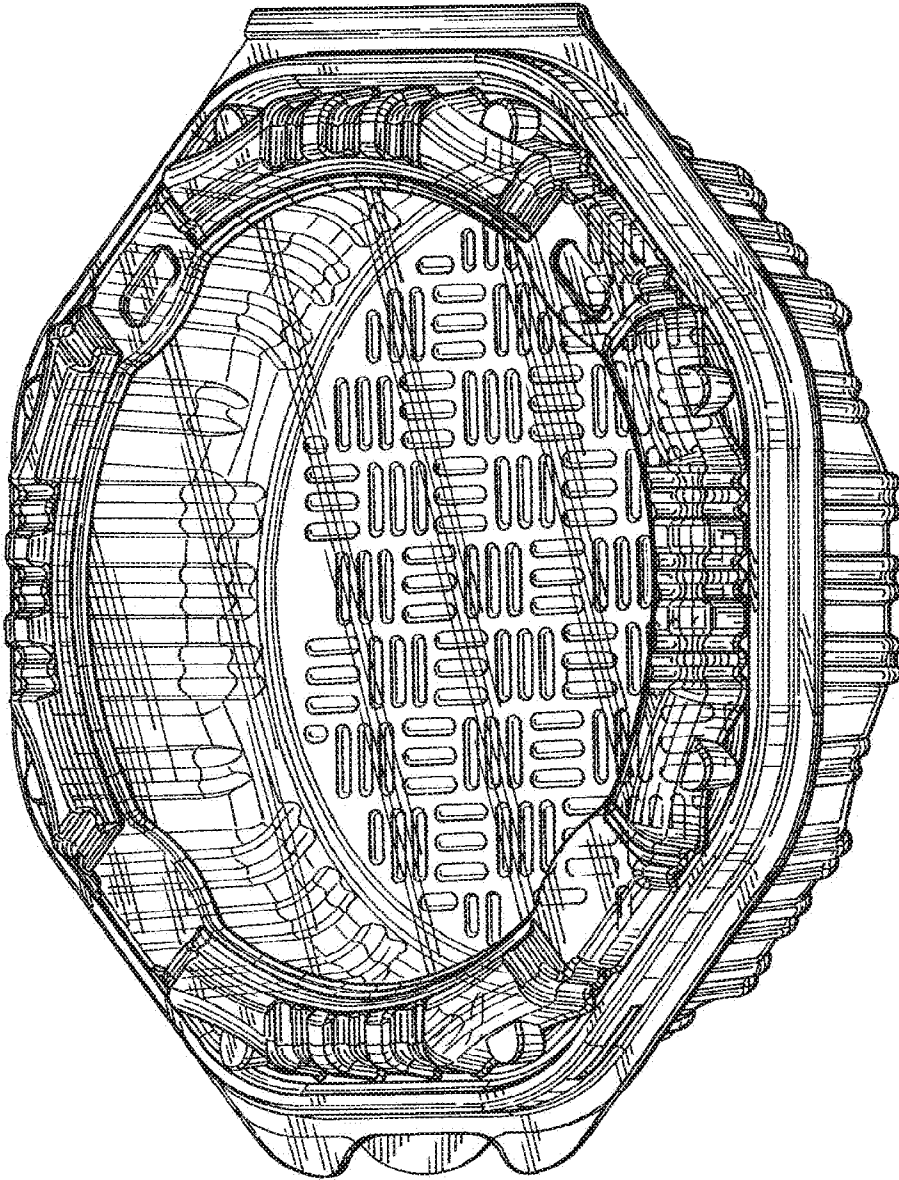


FIG. 2

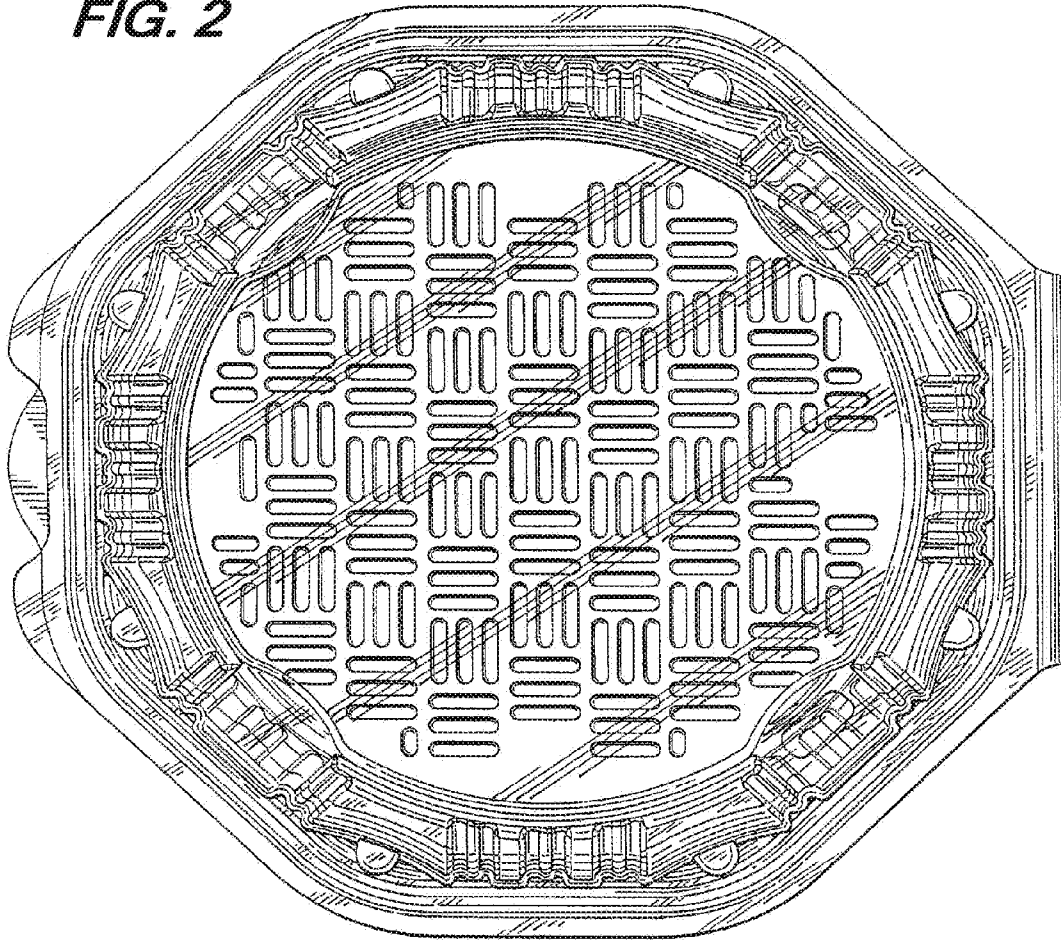


FIG. 3

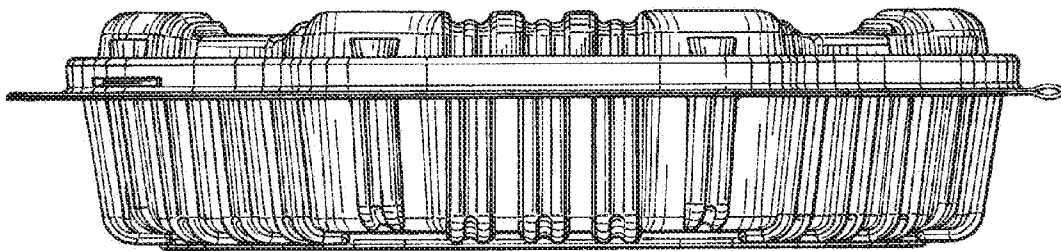


FIG. 4

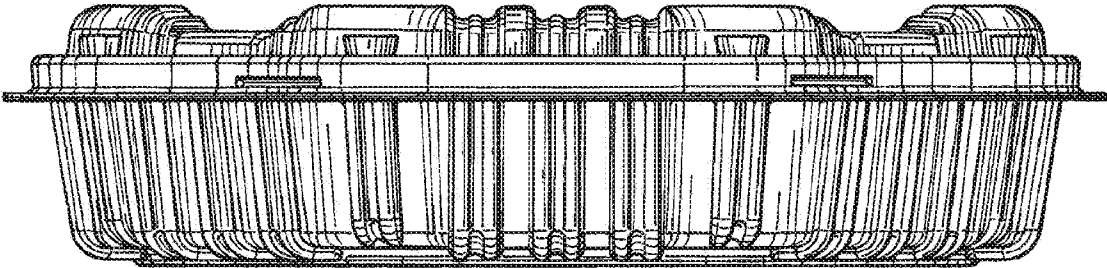


FIG. 5

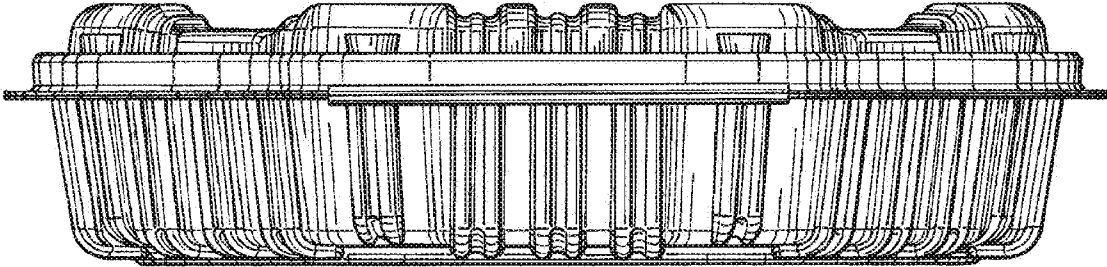


FIG. 6

