



US00D379712S

United States Patent [19]

Khoo et al.

[11] Patent Number: **Des. 379,712**

[45] Date of Patent: ****Jun. 10, 1997**

[54] **HOLSTER FOR A PAGING RECEIVER**

[75] Inventors: **Bee L. Khoo**, Johor Bahru, Mali;
Hiang B. Chan, Singapore, Singapore;
Kian T. Tan, Singapore, Singapore;
Siang C. Low, Singapore, Singapore

[73] Assignee: **Motorola, Inc.**, Schaumburg, Ill.

[**] Term: **14 Years**

[21] Appl. No.: **54,949**

[22] Filed: **May 24, 1996**

[51] LOC (6) Cl. **03-01**

[52] U.S. Cl. **D3/218**

[58] Field of Search D3/215, 218, 219,
D3/224; D14/138, 251, 253; 224/901, 904,
267, 222, 253, 269

[56] **References Cited**

U.S. PATENT DOCUMENTS

D. 348,355 7/1994 Scheid et al. D3/218

D. 348,981 7/1994 Dill D3/218
D. 351,280 10/1994 Pennington et al. D3/218
D. 357,577 4/1995 Scheid D3/218
D. 359,616 6/1995 Ishibashi et al. D3/218
D. 368,582 4/1996 King et al. D3/218

Primary Examiner—Doris V. Coles
Assistant Examiner—Catherine R. Oliver
Attorney, Agent, or Firm—Aaron Bernstein

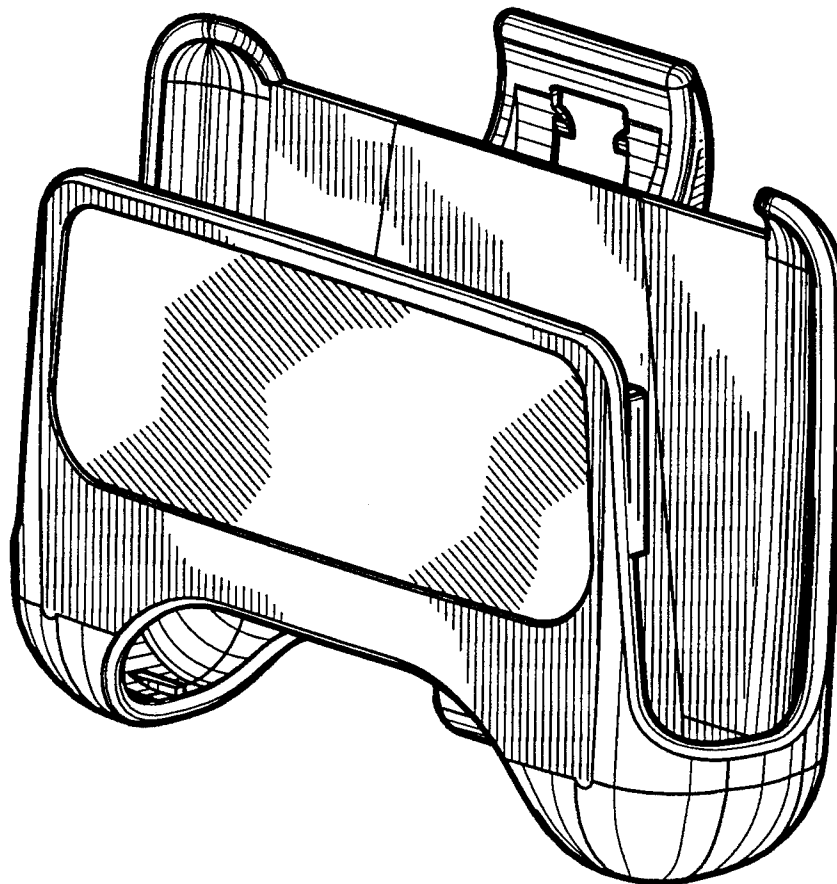
[57] **CLAIM**

The ornamental design for a holster for a paging receiver, as shown and described.

DESCRIPTION

FIG. 1 is a front elevational view of a holster for a paging receiver showing our new design;
FIG. 2 is a right side elevational view thereof;
FIG. 3 is a top plan view thereof;
FIG. 4 is a rear elevational view thereof;
FIG. 5 is a left side elevational view thereof;
FIG. 6 is a bottom plan view thereof; and,
FIG. 7 is a top, front, and right side perspective view thereof.

1 Claim, 3 Drawing Sheets



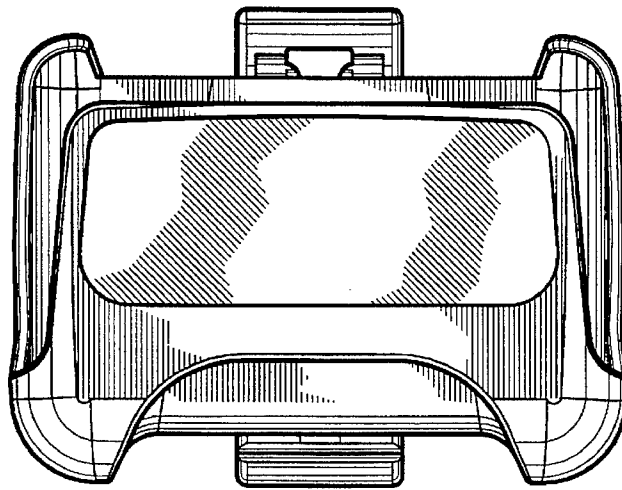


FIG. 1

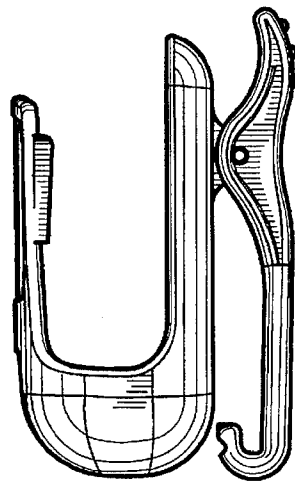


FIG. 2




FIG. 3

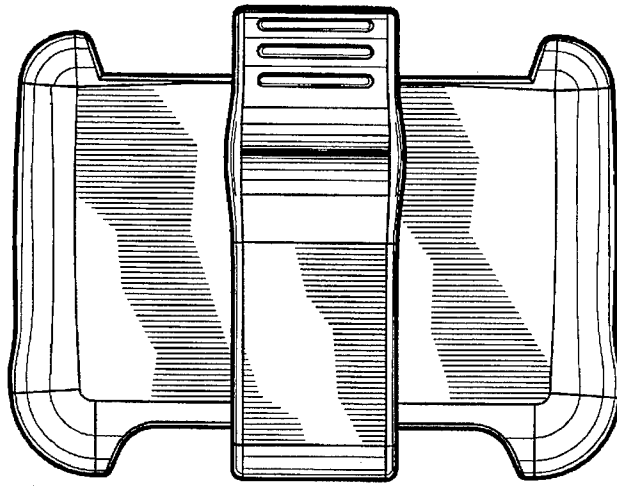


FIG. 4

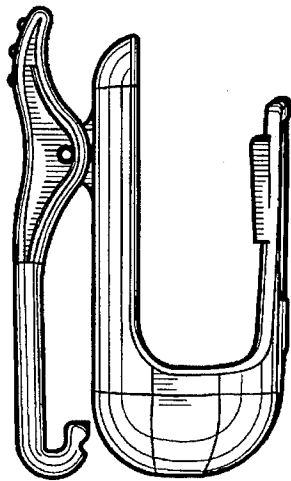


FIG. 5




FIG. 6

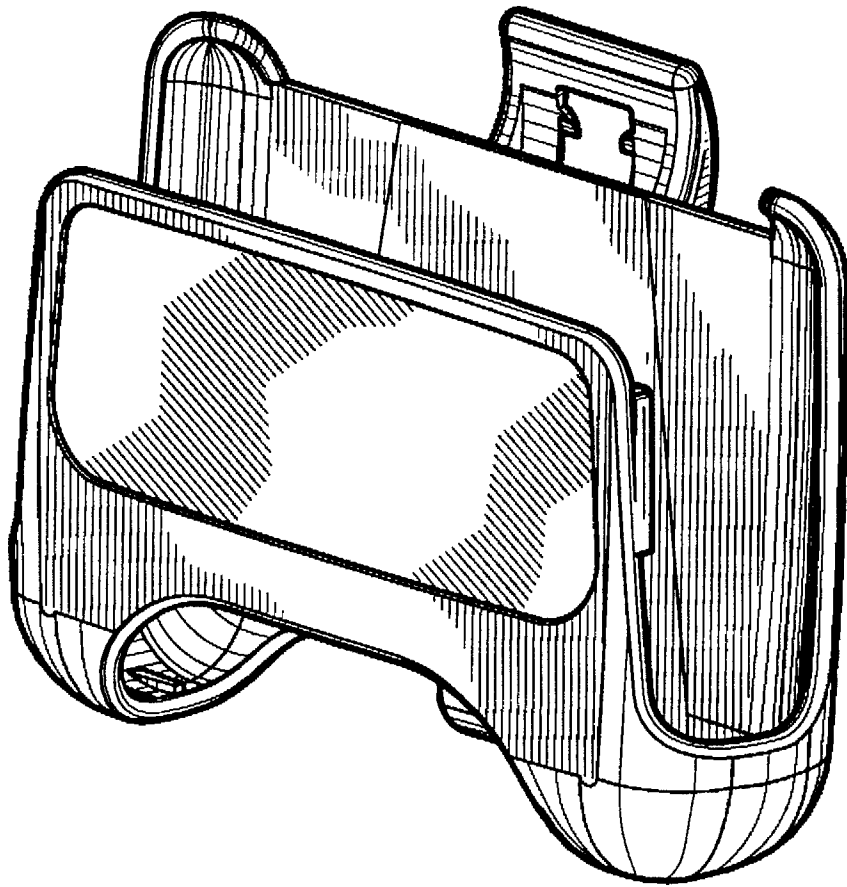


FIG. 7