



US00D854062S

(12) **United States Design Patent**
Kaeser et al.

(10) **Patent No.:** **US D854,062 S**

(45) **Date of Patent:** **** Jul. 16, 2019**

(54) **DRILL BIT**

(71) Applicant: **Robert Bosch GmbH**, Stuttgart (DE)

(72) Inventors: **Lorenz Kaeser**, Rüttenen (CH);
Alexander Frey, Thun (CH)

(73) Assignee: **Robert Bosch GmbH**, Stuttgart (DE)

(**) Term: **15 Years**

(21) Appl. No.: **29/576,430**

(22) Filed: **Sep. 2, 2016**

(51) **LOC (11) Cl.** **15-09**

(52) **U.S. Cl.**
USPC **D15/139**

(58) **Field of Classification Search**
USPC D8/70; D15/131, 138, 139
CPC ... B23B 31/005; B23B 51/02; B23B 2226/75;
B23B 2251/248; B23B 2260/072; B23C
5/10; B23D 77/00; B23G 5/064; Y10T
407/19; Y10T 408/907
See application file for complete search history.

(56) **References Cited**

U.S. PATENT DOCUMENTS

5,622,462	A *	4/1997	Gakhar	B23B 51/02 408/230
6,036,410	A *	3/2000	Shun'ko	B23B 51/02 408/227
6,931,967	B1 *	8/2005	Chang	B25B 15/001 81/125
D520,537	S *	5/2006	Cardew	D15/139
7,096,768	B1 *	8/2006	Chen	B25B 15/001 81/125
7,124,665	B1 *	10/2006	Chen	B25B 13/12 81/439
7,387,054	B2 *	6/2008	Rajotte	B25B 15/001 279/75

(Continued)

Primary Examiner — Patricia A Palasik

(74) *Attorney, Agent, or Firm* — Maginot, Moore & Beck
LLP

(57) **CLAIM**

The ornamental design for a drill bit, as shown and described.

DESCRIPTION

The patent or application file contains at least one drawing executed in color. Copies of this patent or patent application publication with color drawing(s) will be provided by the Office upon request and payment of the necessary fee.

FIG. 1 is a front elevational view of a first embodiment of a drill bit showing our new design;

FIG. 2 is a rear elevational view of the drill bit of FIG. 1; FIG. 3 is a left side elevational view of the drill bit of FIG. 1;

FIG. 4 is a right side elevational view of the drill bit of FIG. 1;

FIG. 5 is a top plan view of the drill bit of FIG. 1; and

FIG. 6 is a bottom plan view of the drill bit of FIG. 1.

FIG. 7 is a front elevational view of a second embodiment of a drill bit showing our new design;

FIG. 8 is a rear elevational view of the drill bit of FIG. 7; FIG. 9 is a left side elevational view of the drill bit of FIG. 7;

FIG. 10 is a right side elevational view of the drill bit of FIG. 7;

FIG. 11 is a top plan view of the drill bit of FIG. 7; and,

FIG. 12 is a bottom plan view of the drill bit of FIG. 7.

The broken lines shown in the drawings depict unclaimed environmental subject matter. The dash-dot-dash lines identify boundaries of the claimed design and form no part of the claimed design. The contrast in shading within the claim boundary represents a contrast in appearance only and does not represent any particular color, material, texture, or finish.

1 Claim, 6 Drawing Sheets
(6 of 6 Drawing Sheet(s) Filed in Color)



(56)

References Cited

U.S. PATENT DOCUMENTS

D623,036 S *	9/2010	DeBaker	D8/86	2012/0087753 A1 *	4/2012	Kataoka	B23B 51/02
7,942,426 B2 *	5/2011	Peters	B23B 51/12				408/1 R
			279/143	2012/0201619 A1 *	8/2012	Olsson	B23B 51/02
D724,125 S *	3/2015	Pierce	D15/139				408/230
D737,875 S *	9/2015	Santamarina	D15/139	2012/0256144 A1 *	10/2012	Pierce	B23B 51/00
D752,408 S *	3/2016	Moss	D8/86				254/134.3 R
D764,251 S *	8/2016	Hsu	D8/86	2012/0275875 A1 *	11/2012	Gischus	B23B 31/005
D767,658 S *	9/2016	Creager	D15/148				408/226
D770,550 S *	11/2016	Creager	D15/148	2013/0209183 A1 *	8/2013	Chuo	B23B 51/02
D772,945 S *	11/2016	Fox	D15/5				407/32
D782,539 S *	3/2017	Fox	D15/5	2014/0183827 A1 *	7/2014	Keightley	B23B 31/005
D786,936 S *	5/2017	Manning	D15/5				279/30
D789,175 S *	6/2017	Manning	D8/330	2014/0294529 A1 *	10/2014	Takai	B23B 51/02
D789,761 S *	6/2017	Moss	D8/86				408/229
2008/0056836 A1 *	3/2008	Shiao	B23B 31/005	2015/0016908 A1 *	1/2015	Matsushita	B23P 15/32
			408/191				408/199
2008/0216618 A1 *	9/2008	Chen	B25B 23/12	2015/0071718 A1 *	3/2015	Kauper	B23B 51/02
			81/451				407/54
2009/0139379 A1 *	6/2009	Chiang	B25B 23/0035	2015/0321267 A1 *	11/2015	Takai	B23B 51/06
			81/438				408/59
2009/0165606 A1 *	7/2009	Hsien	B25B 23/0035	2016/0052069 A1 *	2/2016	Kauper	B23B 51/02
			81/438				408/144
2009/0174157 A1 *	7/2009	Chang	B25B 15/001	2016/0151842 A1 *	6/2016	Bjork	B23B 51/06
			279/99				408/59
2010/0054881 A1 *	3/2010	Thomas	B23B 51/02	2016/0167139 A1 *	6/2016	Ogawa	C23C 30/005
			408/1 BD				408/1 R
2011/0197721 A1 *	8/2011	DeBaker	B25B 15/002	2016/0228130 A1 *	8/2016	Koljaka	A61B 17/1615
			81/436	2016/0228954 A1 *	8/2016	Lemmer	B23B 51/009
2012/0003057 A1 *	1/2012	Leyba	B23B 31/005	2016/0229010 A1 *	8/2016	Wang	B23P 15/32
			408/226	2017/0021434 A1 *	1/2017	Kauper	B23C 5/16
				2017/0056981 A1 *	3/2017	Higashiwaki	B23B 35/00

* cited by examiner




FIG. 1




FIG. 2




FIG. 3




FIG. 4

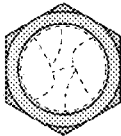


FIG. 5

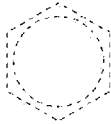


FIG. 6




FIG. 7




FIG. 8




FIG. 9




FIG. 10



FIG. 11

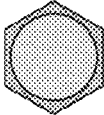


FIG. 12