



US00D912793S

(12) **United States Design Patent**
Riering-Czekalla et al.

(10) **Patent No.:** **US D912,793 S**

(45) **Date of Patent:** **** Mar. 9, 2021**

(54) **AIR PURIFIER**

(71) Applicant: **Molekule, Inc.**, San Francisco, CA (US)

(72) Inventors: **Peter Riering-Czekalla**, San Francisco, CA (US); **David Sanabria**, San Francisco, CA (US); **Jaya Rao**, San Francisco, CA (US); **Dilip Goswami**, San Francisco, CA (US); **Ryan Vinyard**, San Francisco, CA (US)

(73) Assignee: **Molekule, Inc.**, San Francisco, CA (US)

(**) Term: **15 Years**

(21) Appl. No.: **29/605,090**

(22) Filed: **May 23, 2017**

(51) **LOC (13) Cl.** **23-04**

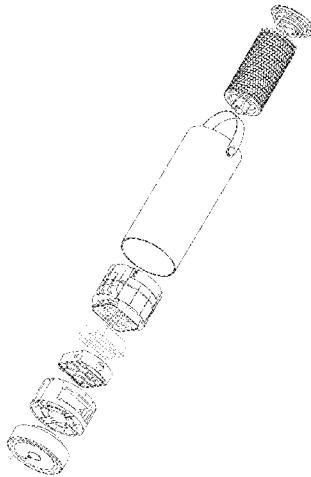
(52) **U.S. Cl.** **D23/364**

(58) **Field of Classification Search**
 USPC D23/355-366, 352, 369, 332, 333, 335, D23/336, 342, 351; 422/120, 122; 55/356, 473, 504; 96/97; 261/DIG. 17, 261/DIG. 65, DIG. 88, DIG. 31
 CPC .. A61L 9/16; A61L 9/22; B01D 47/00; B01D 47/027; B01D 2221/02; B01D 2259/4508; B01D 46/0004; B01D 46/0032; B01D 46/00; B01D 46/0039; B03C 3/155; B03C 3/368; F24F 3/16; F24F 3/20; F24F 13/28; F24F 2001/0096; F24F 3/1405; F24F 3/1603; F04D 13/06; F04D 29/526; F04D 29/545; F04D 29/547
 See application file for complete search history.

4,931,654	A	6/1990	Horng	
D328,946	S	8/1992	Havrilla	
D360,635	S	* 7/1995	Mark	D14/212
D362,441	S	* 9/1995	Mark	D14/216
5,505,904	A	4/1996	Haidinger et al.	
5,620,669	A	4/1997	Plinke et al.	
D400,663	S	11/1998	Furlough	
5,922,093	A	* 7/1999	James	A47L 9/181 55/322
6,531,100	B1	3/2003	Ogata et al.	
6,607,702	B1	8/2003	Kang et al.	
D493,874	S	8/2004	Woods	
D505,999	S	6/2005	Song	
D552,724	S	* 10/2007	Chen	D23/366
D611,579	S	* 3/2010	Zlotnik	D23/366
D648,429	S	11/2011	Choi et al.	
D652,408	S	* 1/2012	Chen	D14/216
D687,017	S	7/2013	Ashcraft et al.	
D697,496	S	* 1/2014	Ashcraft	D14/216
8,658,046	B2	2/2014	Barry et al.	
D710,329	S	* 8/2014	Holzer	D14/216
D716,427	S	10/2014	Lim et al.	
D717,420	S	* 11/2014	Von Seggern	D23/365
D744,541	S	* 12/2015	Langhammer	D14/203.1
D752,732	S	3/2016	Ansley et al.	
D754,832	S	* 4/2016	Seo	D23/365
D766,213	S	* 9/2016	Hinokio	D14/216
D768,844	S	* 10/2016	Koseoglu	D23/386
D773,704	S	12/2016	Pardo et al.	
D774,020	S	* 12/2016	Hinokio	D14/216
D796,019	S	* 8/2017	Thompson, Jr.	D23/355
D802,022	S	* 11/2017	Yao	D14/496
D803,369	S	11/2017	Kim et al.	
D803,810	S	* 11/2017	Lee	D14/216
D804,002	S	11/2017	Huang	
D805,622	S	12/2017	Lee	
D806,843	S	1/2018	McDonnell	
D807,327	S	* 1/2018	Xiong	D14/216
D808,927	S	* 1/2018	Schaal	D14/216
D810,049	S	* 2/2018	Lee	D14/216
D810,135	S	* 2/2018	Langhammer	D14/496
D810,137	S	* 2/2018	Tsang	D14/496
D810,265	S	2/2018	Chen	
D810,266	S	* 2/2018	Li	D23/366
D818,097	S	5/2018	Cho et al.	
D828,912	S	9/2018	Powell et al.	
D829,312	S	9/2018	Riering-Czekalla et al.	
D829,314	S	9/2018	Cho et al.	
D831,810	S	10/2018	Cho et al.	
D831,811	S	10/2018	Cho et al.	
D832,414	S	10/2018	Sharma et al.	
D834,694	S	11/2018	Walter et al.	
10,137,216	B2	11/2018	Goswami et al.	

(56) **References Cited**
U.S. PATENT DOCUMENTS

4,065,276 A 12/1977 Nakaya et al.
 4,896,590 A * 1/1990 Groos B60H 3/0641
 454/107



D835,766 S	12/2018	Chen	
D836,760 S	12/2018	Fredäng et al.	
10,183,187 B2	1/2019	Li	
2002/0160913 A1	10/2002	Sangiovanni et al.	
2003/0180200 A1	9/2003	Reisfeld	
2004/0013583 A1	1/2004	Burkhardt	
2004/0166037 A1	8/2004	Youdell et al.	
2005/0061656 A1	3/2005	Benoit et al.	
2005/0138905 A1	6/2005	Kubokawa	
2006/0150818 A1	7/2006	Okamoto et al.	
2007/0199288 A1	8/2007	Paterson et al.	
2008/0112845 A1	5/2008	Dunn et al.	
2009/0002985 A1	1/2009	Peck et al.	
2009/0175757 A1	7/2009	Yao et al.	
2009/0229478 A1*	9/2009	Wu	A23N 1/02 99/495
2009/0245594 A1	10/2009	Abramovich et al.	
2010/0101413 A1	4/2010	Jones et al.	
2010/0143205 A1	6/2010	Engelhard	
2010/0196223 A1	8/2010	Hay et al.	
2010/0260644 A1	10/2010	Day et al.	
2011/0101712 A1	5/2011	Laconte	
2011/0117002 A1	5/2011	Dardas et al.	
2013/0036908 A1	2/2013	Jones et al.	
2014/0290489 A1*	10/2014	Uemura	F24F 13/28 96/4
2015/0008014 A1	1/2015	Zhou et al.	
2015/0320900 A1	11/2015	Goswami et al.	
2017/0043044 A1	2/2017	Sobhy	
2017/0122605 A1	5/2017	Lee et al.	
2017/0321717 A1	11/2017	Park et al.	
2018/0027809 A1	2/2018	Chiattello et al.	
2018/0117511 A1	5/2018	Yamauchi et al.	
2020/0109869 A1	4/2020	Mäkipää et al.	

FOREIGN PATENT DOCUMENTS

JP 2017148484 A 8/2017

OTHER PUBLICATIONS

Molekule Air Purifier found online—[Feb. 22, 2018]—https://molekule.com/?utm_source=google_search_search&utm_medium=rt&utm_campaign=brand&utm_term=term=molekule&utm_content=bmm_2&gclid=EAalQobChMI5ufdtbK62QIViYjICh3d8gvEAAYASAAEgJcdPD_BwE.

Hou, et al. "A review of surface plasmon resonance-enhanced photocatalysis." *Advanced 4, 15 Functional Materials* 23.13 (Apr. 5, 2013): 1612-1619. p. 1 col. 2 para 1, p. 2 col. 1 para 2.

International Search Report and Written Opinion for PCT Application No. PCT/US2019/043804 dated Dec. 2, 2019.

"Molekule Website Screen Capture from Jun. 10, 2016 by Wayback Machine, (Year: 2016)".

Ochiai, et al. "Photoelectrochemical properties of TiO₂ photocatalyst and its applications for environmental purification." *Journal of Photochemistry and Photobiology C: Photochemistry reviews* 13.4 (Dec. 1, 2012): 247-262.

* cited by examiner

Primary Examiner — Nathan M Johnston
(74) *Attorney, Agent, or Firm* — Jeffrey Schox; Diana Lin

(57) CLAIM

We claim the ornamental design for an air purifier, as shown and described.

DESCRIPTION

FIG. 1 is an isometric view from the top, back, left of an exploded view of a first embodiment of the air purifier showing our new design.

FIG. 2 is an isometric view from the bottom, front, right of the exploded view thereof.

FIG. 3 is a rear elevation view of the exploded view thereof.

FIG. 4 is a front elevation view of the exploded view thereof.

FIG. 5 is a left side elevation view of the exploded view thereof.

FIG. 6 is a right side elevation view of the exploded view thereof.

FIG. 7 is a top plan view of the first element of the first embodiment of the air purifier shown separately for ease of illustration.

FIG. 8 is a bottom plan view thereof.

FIG. 9 is a top plan view of a second element of the first embodiment of the air purifier shown separately for ease of illustration.

FIG. 10 is a bottom plan view thereof.

FIG. 11 is a top plan of a third element of the first embodiment of the air purifier shown separately for ease of illustration.

FIG. 12 is a bottom plan view thereof.

FIG. 13 is a top plan view of a fourth element of the first embodiment of the air purifier shown separately for ease of illustration.

FIG. 14 is a bottom plan view thereof.

FIG. 15 is a top plan view of a fifth element of the first embodiment of the air purifier shown separately for ease of illustration.

FIG. 16 is a bottom plan view thereof.

FIG. 17 is a top plan view of a sixth element of the first embodiment of the air purifier shown separately for ease of illustration.

FIG. 18 is a bottom plan view thereof.

FIG. 19 is a top plan view of a seventh element of the first embodiment of the air purifier shown separately for ease of illustration.

FIG. 20 is a bottom plan view thereof.

FIG. 21 is an illustrative assembly view from the top, back, left of an exploded view of the first embodiment of the air purifier.

FIG. 22 is an isometric view from the top, back, left of an exploded view of a second embodiment of the air purifier showing our new design.

FIG. 23 is an isometric view from the bottom, front, right of the exploded view thereof.

FIG. 24 is a rear elevation view of the exploded view thereof.

FIG. 25 is a front elevation view of the exploded view thereof.

FIG. 26 is a left side elevation view of the exploded view thereof.

FIG. 27 is a right side elevation view of the exploded view thereof.

FIG. 28 is a top plan view of a first element of the second embodiment of the air purifier shown separately for ease of illustration.

FIG. 29 is a bottom plan view thereof.

FIG. 30 is a top plan view of a second element of the second embodiment of the air purifier shown separately for ease of illustration.

FIG. 31 is a bottom plan view thereof.

FIG. 32 is a top plan view of a third element of the second embodiment of the air purifier shown separately for ease of illustration.

FIG. 33 is a bottom plan thereof.

FIG. 34 is a top plan view of a fourth element of the second embodiment of the air purifier shown separately for ease of illustration.

FIG. 35 is a bottom plan view thereof.

FIG. 36 is a top plan view of a fifth element of the second embodiment of the air purifier shown separately for ease of illustration.

FIG. 37 is a bottom plan view thereof.

FIG. 38 is a top plan view of a sixth element of the second embodiment of the air purifier shown separately for ease of illustration.

FIG. 39 is a bottom plan view thereof.

FIG. 40 is a top plan view of a seventh element of the second embodiment of the air purifier shown separately for ease of illustration.

FIG. 41 is a bottom plan view thereof; and,

FIG. 42 is an illustrative assembly view from the top, back, left of an exploded view of the second embodiment of the air purifier.

The broken lines show portions of the design that form no part of the claimed design.

1 Claim, 14 Drawing Sheets

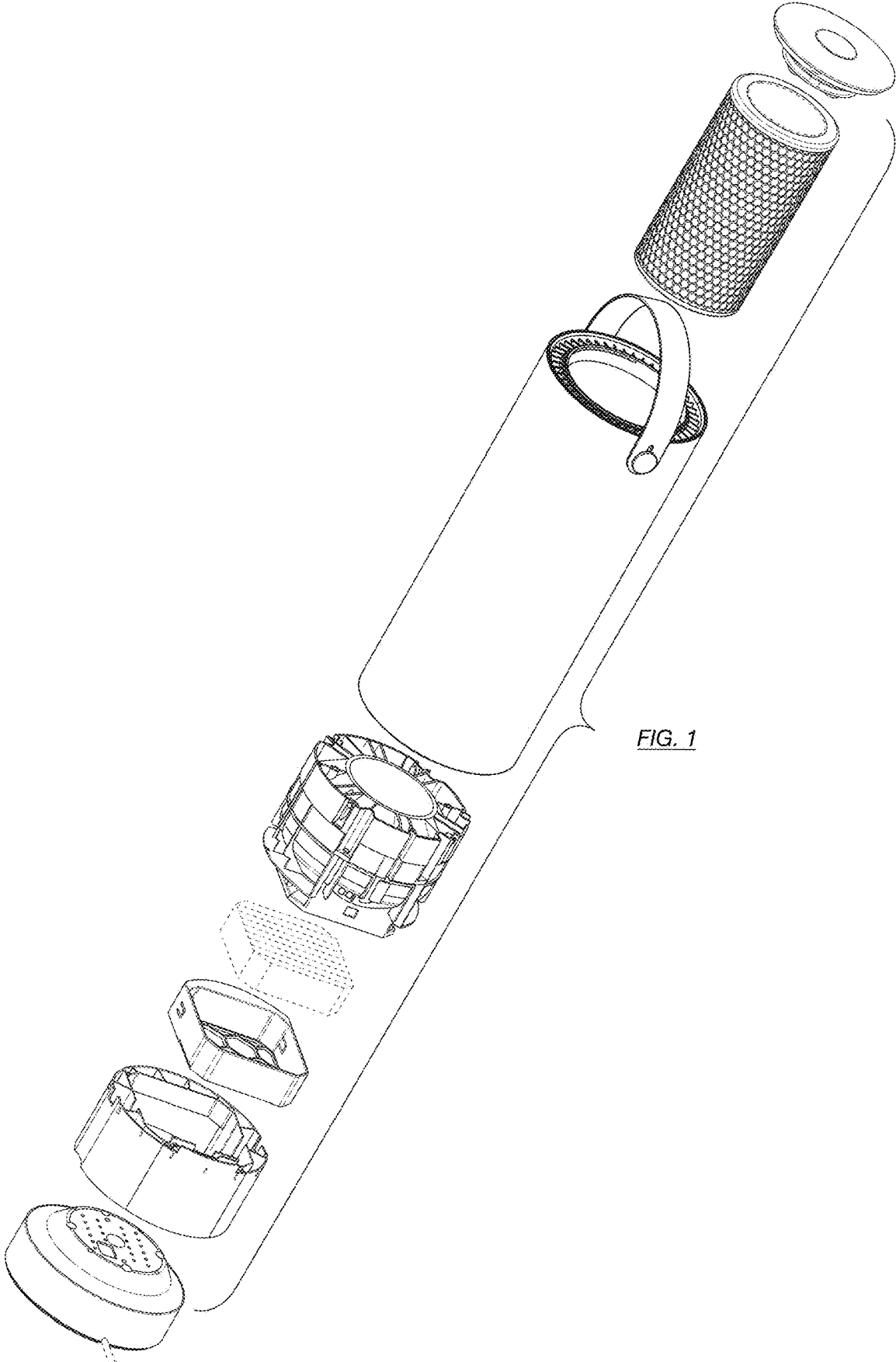


FIG. 1

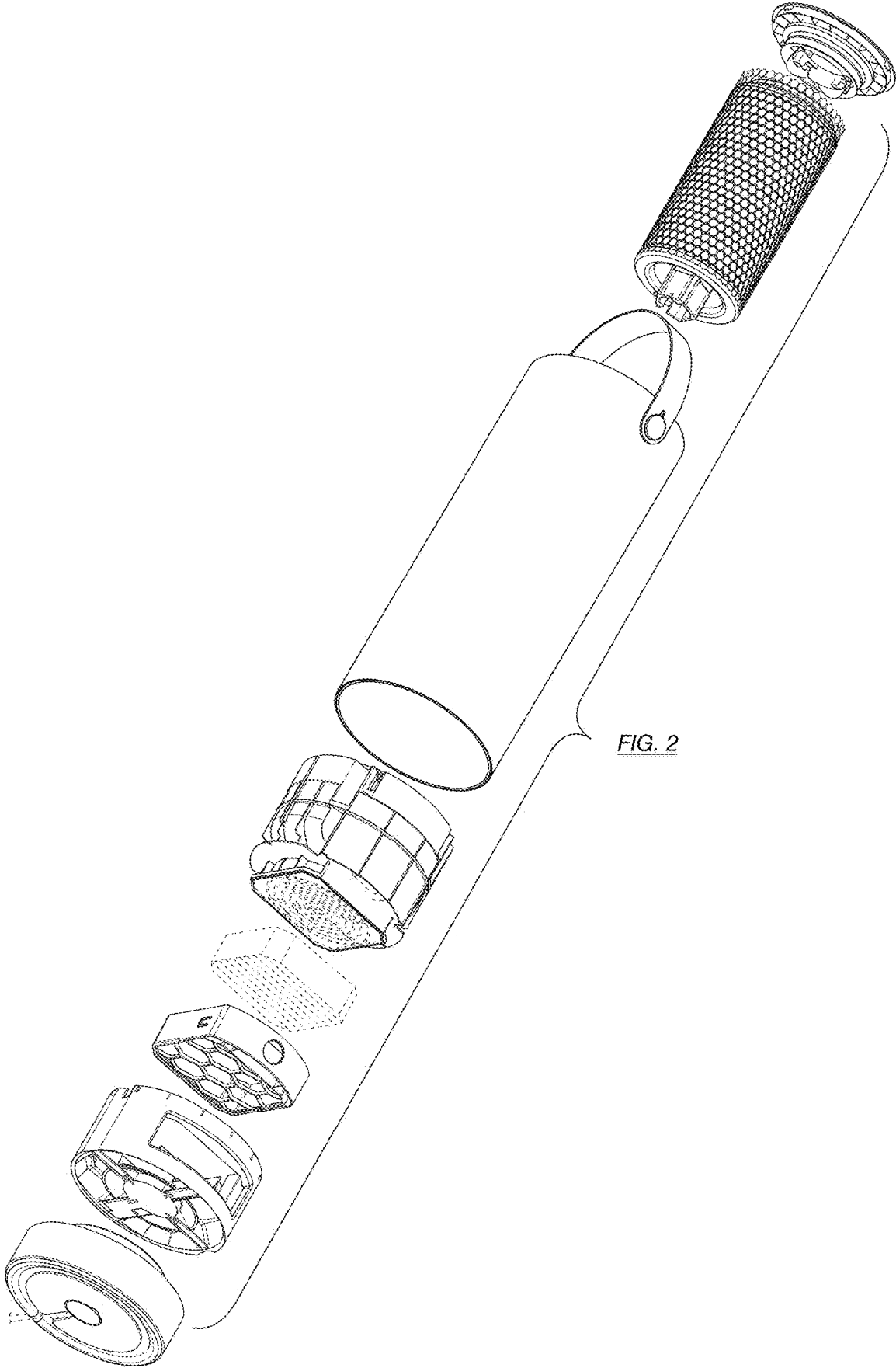


FIG. 2




FIG. 3




FIG. 4




FIG. 5




FIG. 6

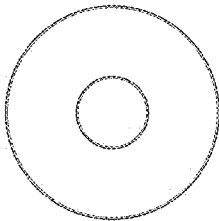


FIG. 7

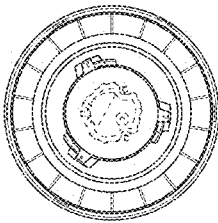


FIG. 8

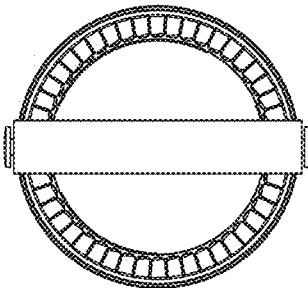


FIG. 9

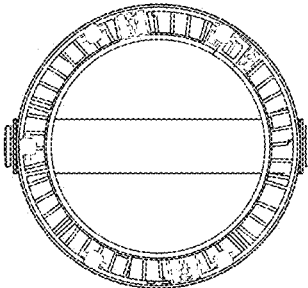


FIG. 10

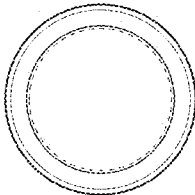


FIG. 11

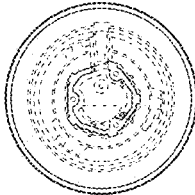


FIG. 12

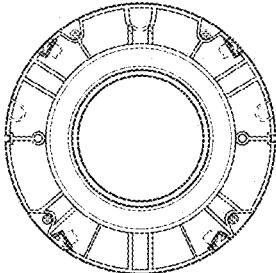


FIG. 13

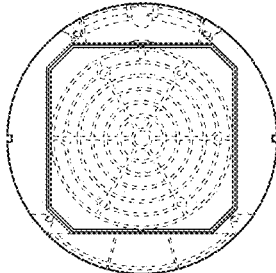


FIG. 14

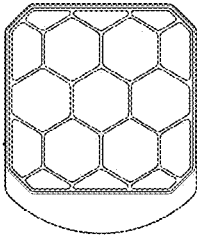


FIG. 15

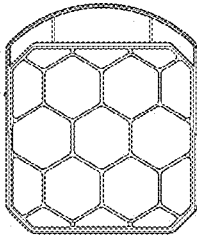


FIG. 16

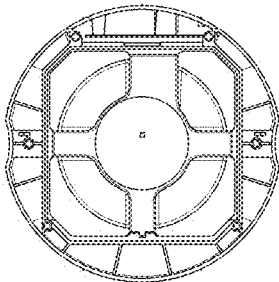


FIG. 17

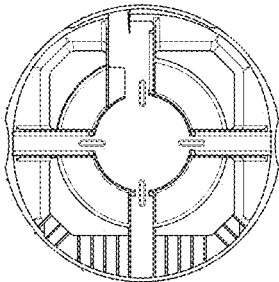


FIG. 18

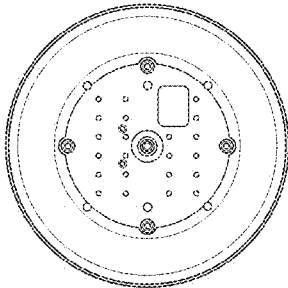


FIG. 19

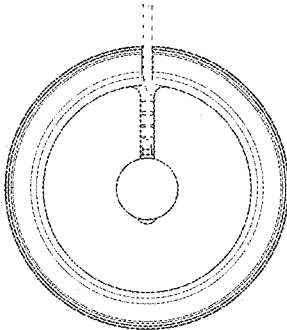


FIG. 20

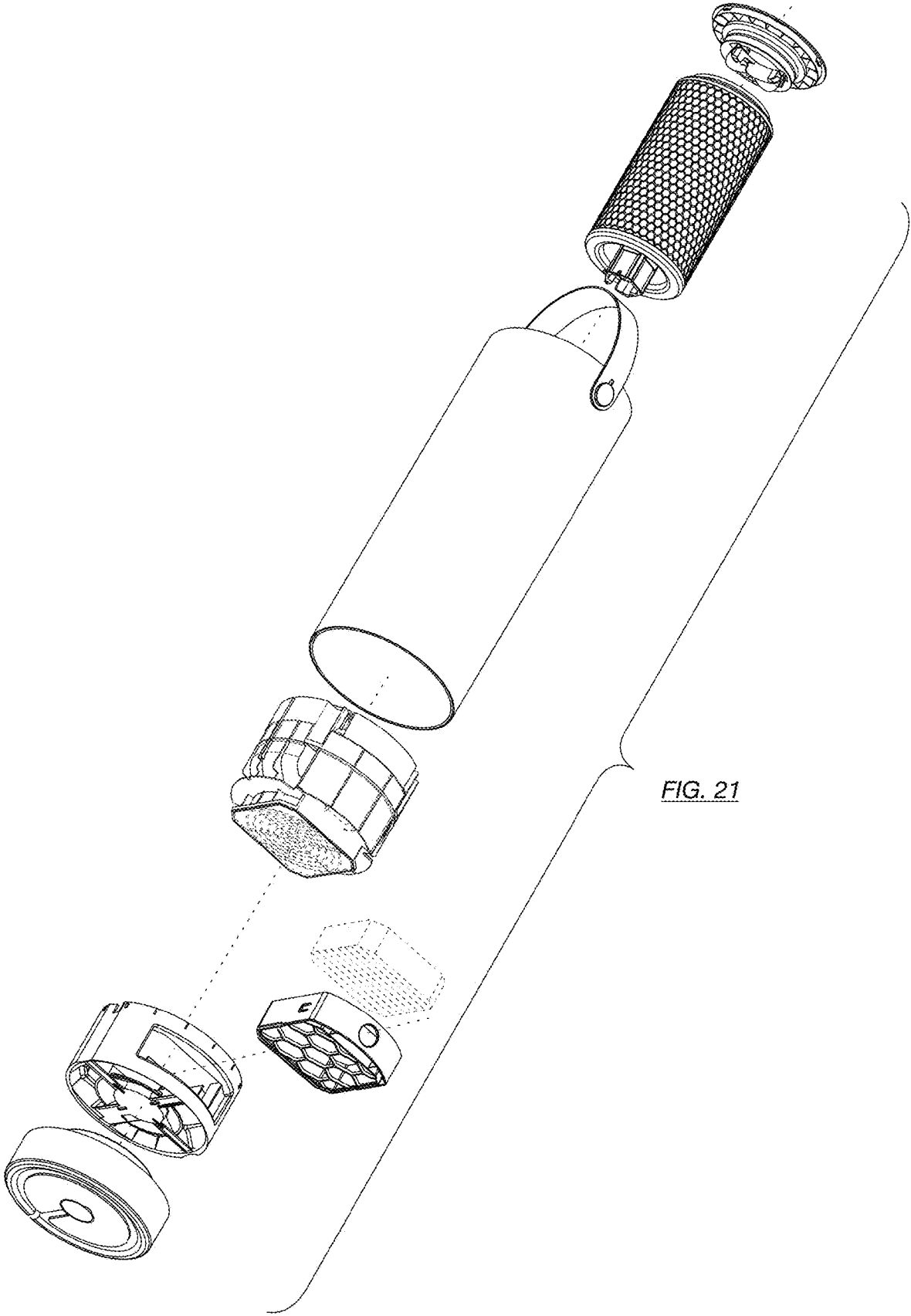


FIG. 21

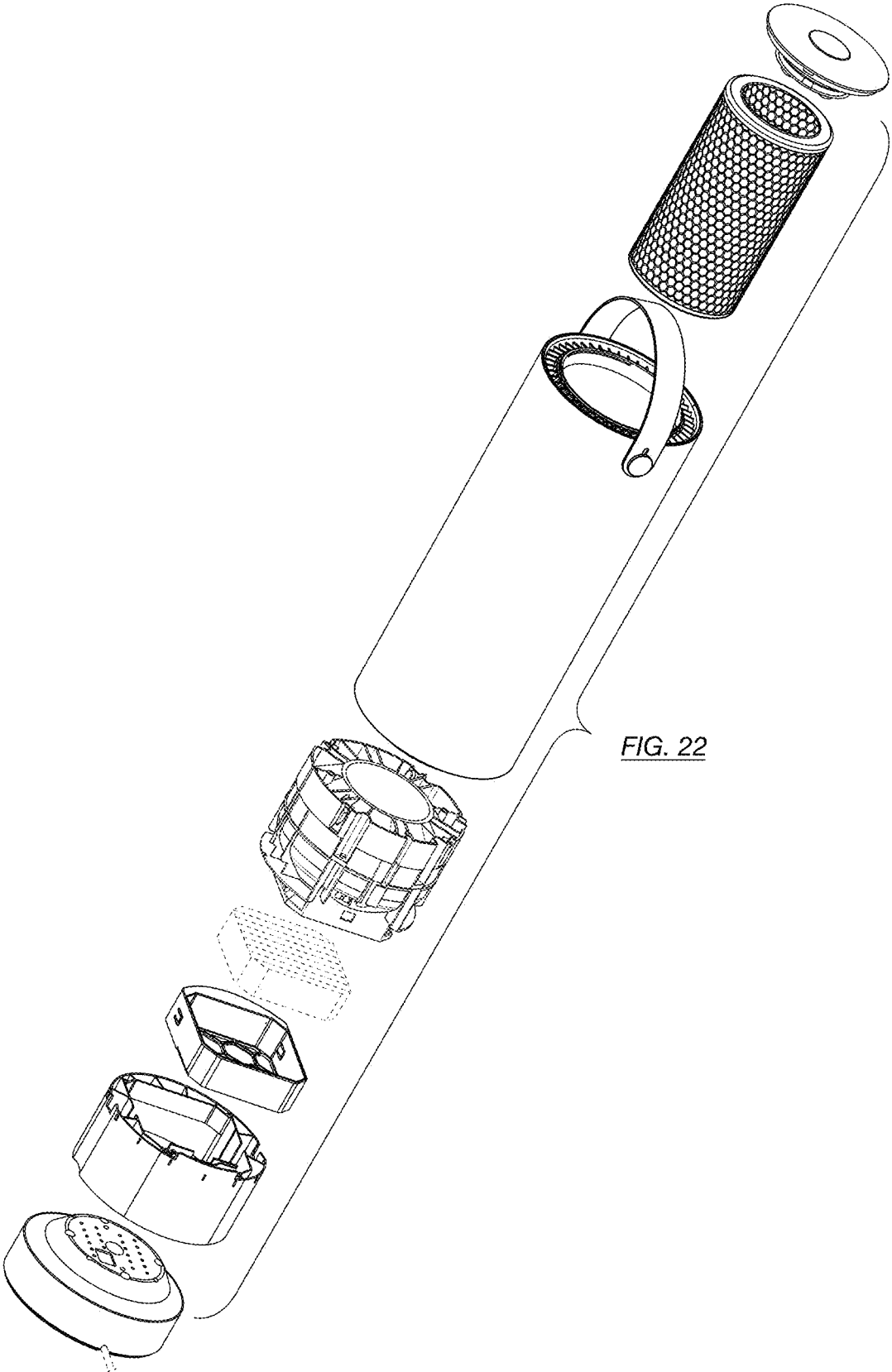


FIG. 22

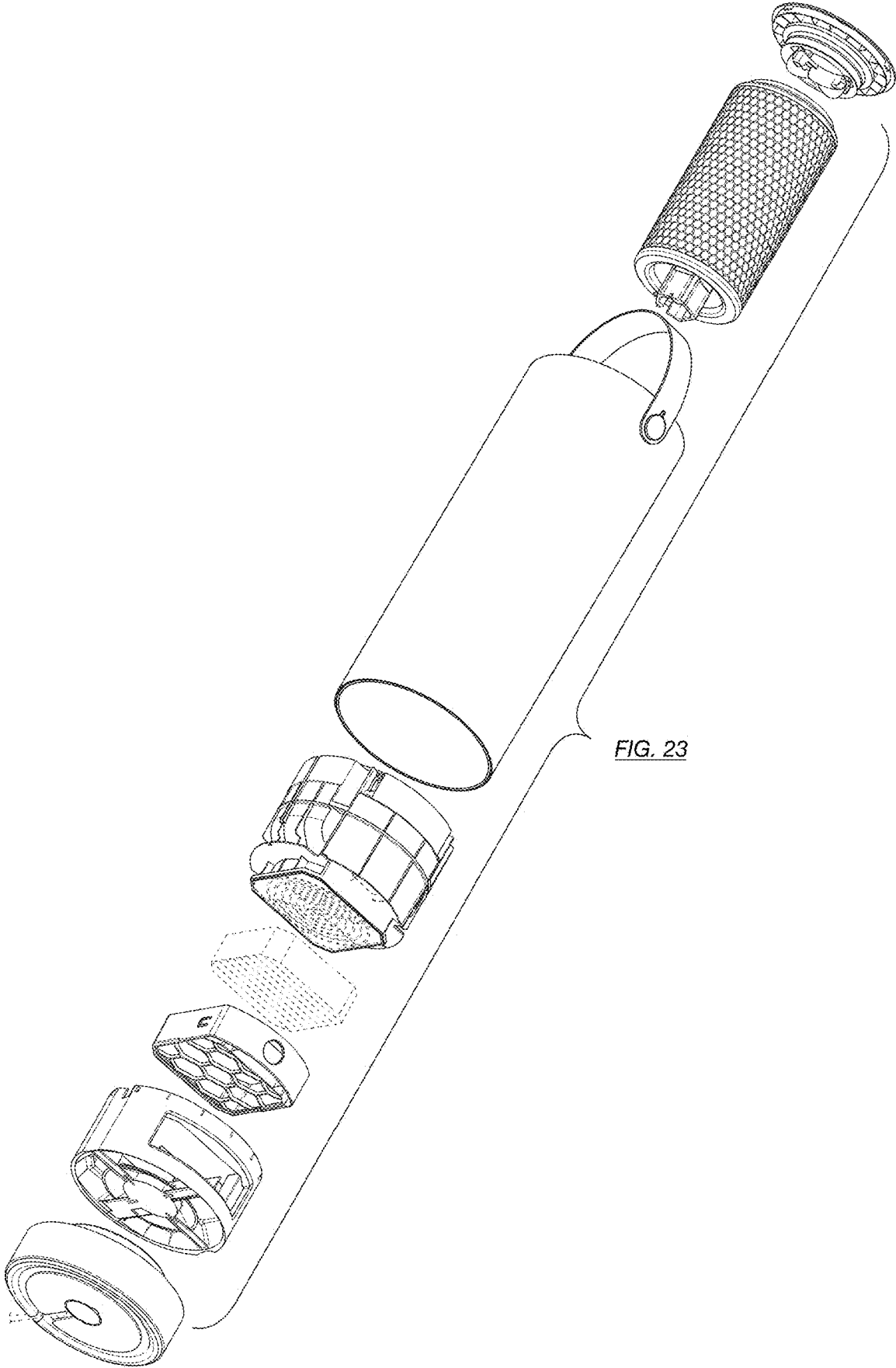


FIG. 23




FIG. 24




FIG. 25




FIG. 26




FIG. 27

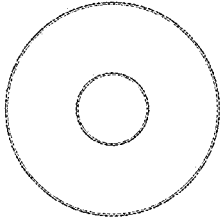


FIG. 28

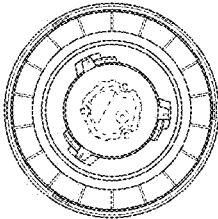


FIG. 29

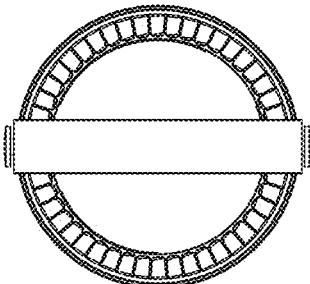


FIG. 30

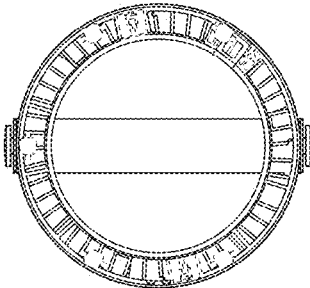


FIG. 31

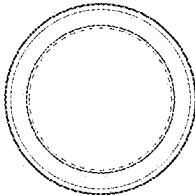


FIG. 32

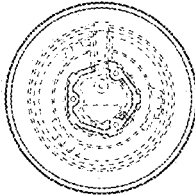


FIG. 33

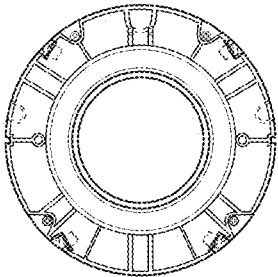


FIG. 34

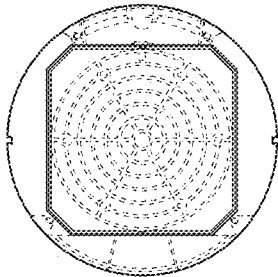


FIG. 35

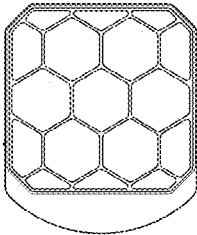


FIG. 36

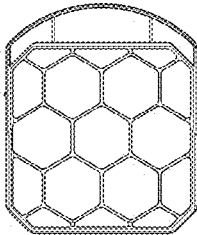


FIG. 37

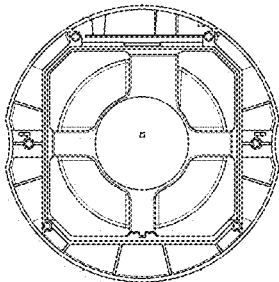


FIG. 38

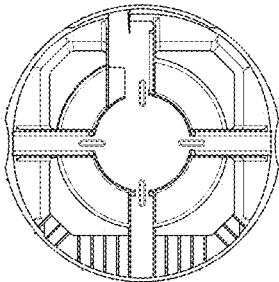


FIG. 39

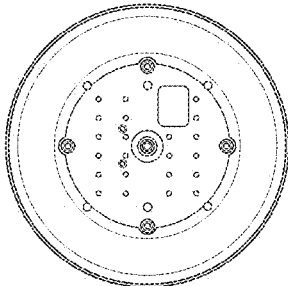


FIG. 40

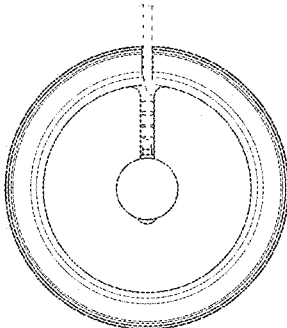


FIG. 41

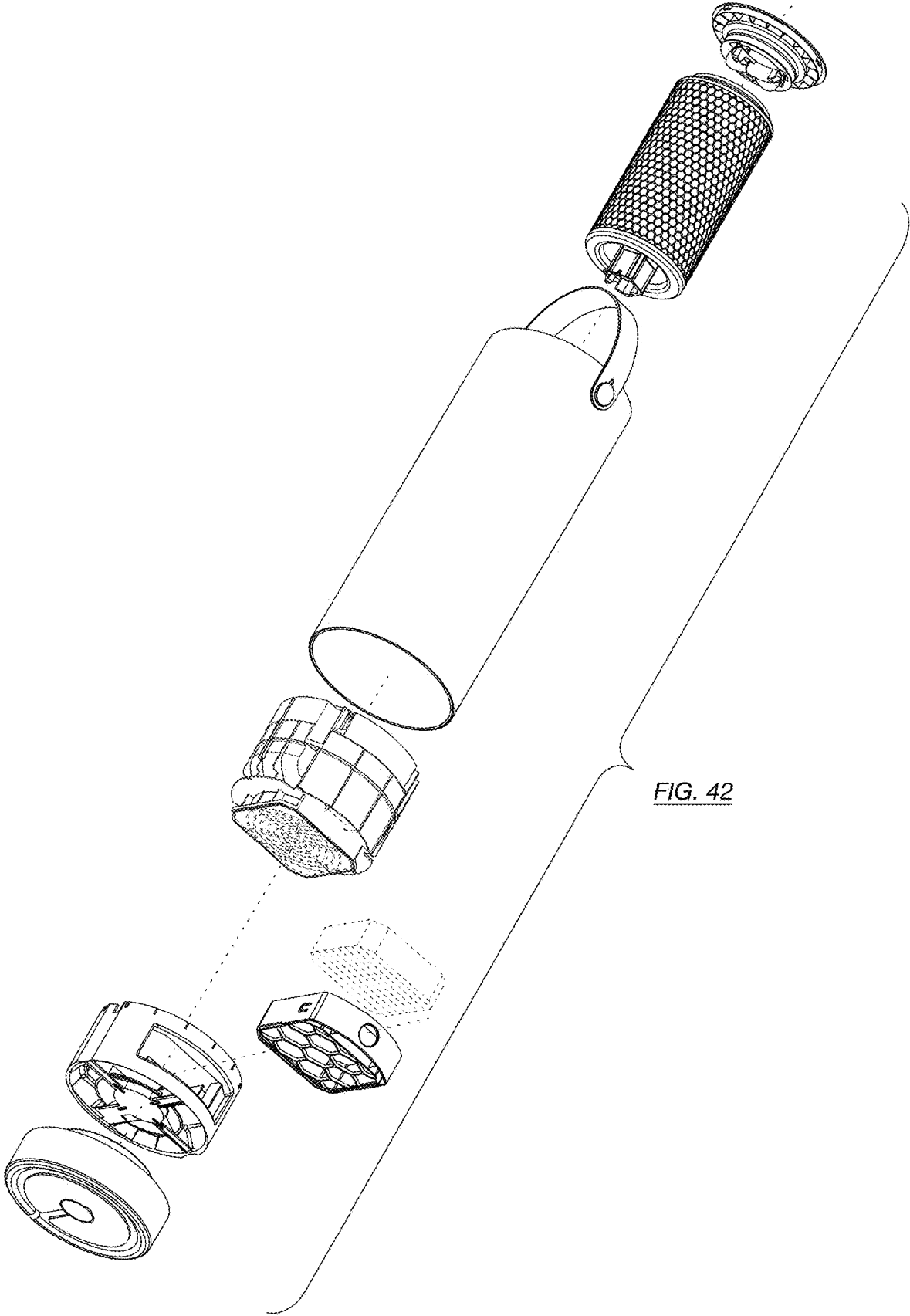


FIG. 42