



US00D76937S

(12) **United States Design Patent** (10) **Patent No.:** **US D769,937 S**
Kenny et al. (45) **Date of Patent:** **** Oct. 25, 2016**

(54) **DISPLAY SCREEN WITH GRAPHICAL ALARM ICON**

(71) Applicant: **GE Intelligent Platforms, Inc.**,
Charlottesville, VA (US)
(72) Inventors: **Joseph John Kenny**, Foxboro, MA
(US); **Douglas Albert Stewart**, Albany,
NY (US); **Joel Stein**, Foxboro, MA
(US)
(73) Assignee: **GE Intelligent Platforms, Inc.**,
Charlottesville, VA (US)

(**) Term: **14 Years**

(21) Appl. No.: **29/501,783**

(22) Filed: **Sep. 9, 2014**

(51) **LOC (10) Cl.** **14-04**

(52) **U.S. Cl.**
USPC **D14/489**

(58) **Field of Classification Search**
USPC D14/485-495; 715/763, 810, 836, 837,
715/846, 847, 977
CPC .. G06F 3/048; G06F 3/0481; G06F 3/04812;
G06F 3/04817; G06F 3/0482; G06F 3/0483;
G06F 3/0484; G06F 3/04855
See application file for complete search history.

(56) **References Cited**

U.S. PATENT DOCUMENTS

5,261,044	A	11/1993	Dev et al.	
D397,101	S *	8/1998	Bier	D14/489
6,356,282	B2	3/2002	Roytman et al.	
D521,019	S *	5/2006	Ording	D14/489
D627,360	S *	11/2010	Aarseth	D14/485
7,936,259	B1	5/2011	Weibel et al.	
D642,196	S *	7/2011	Fong	D14/492
D646,297	S *	10/2011	McLaughlin	D14/488
8,044,793	B2	10/2011	Eryurek et al.	
8,059,005	B2	11/2011	Henricks et al.	
8,291,322	B2 *	10/2012	Klappert	G06F 3/04815 715/721
D679,728	S *	4/2013	Umezawa	D14/491
D682,880	S *	5/2013	Koehn	D14/491

(Continued)

OTHER PUBLICATIONS

Dreyfuss, Henry. *Symbol Sourcebook: An Authoritative Guide to International Graphic Symbols*. Van Nostrand Reinhold Company, New York, NY. © 1972, pp. 28, 60, 64, 156, and 168.*

(Continued)

Primary Examiner — Eric Goodman

Assistant Examiner — Christian P McLean

(74) *Attorney, Agent, or Firm* — Douglas D. Zhang;
Global Patent Operation

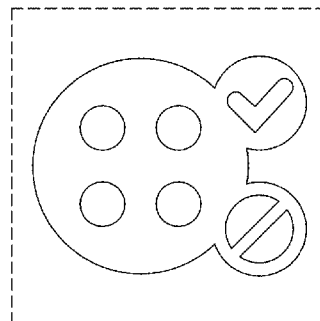

(57) **CLAIM**

The ornamental design for a display screen with graphical alarm icon, as shown and described.

DESCRIPTION

FIG. 1 is a front view of a generated image for a display screen with graphical alarm icon, showing our new design; FIG. 2 is a front view of a further embodiment of our design in FIG. 1; FIG. 3 is a front view of a further embodiment of our design in FIG. 1; FIG. 4 is a front view of a further embodiment of our design in FIG. 1; and, FIG. 5 is a front view of the icon of FIG. 1, in which a display screen in broken lines is provided to illustrate an example environment. The broken lines in FIGS. 1-4 show a display screen or portion thereof and form no part of the claimed design. In FIG. 5, the outermost broken lines illustrate a mobile device, which is the environment of the design, and forms no part of the claimed design. The remaining broken lines illustrate portions of the display screen and portions of the graphical user interface, and form no part of the claimed design. Each icon in FIGS. 1-4 may appear on the display screen shown in FIG. 5.

1 Claim, 3 Drawing Sheets



(56)

References Cited

U.S. PATENT DOCUMENTS

D689,874 S * 9/2013 Brinda D14/485
 D696,266 S * 12/2013 d'Amore D14/485
 8,700,761 B2 4/2014 Bajpay et al.
 D706,791 S * 6/2014 Sassoan D14/486
 D707,691 S * 6/2014 Roberts D14/485
 8,742,918 B2 6/2014 Hollender et al.
 8,793,606 B2 * 7/2014 Kim G06F 3/04817
 345/173
 D714,816 S * 10/2014 Varon D14/486
 D717,822 S * 11/2014 Brotman D14/486
 D724,617 S * 3/2015 Shin D14/487
 8,984,388 B2 * 3/2015 Seo H04N 5/445
 715/204
 D726,737 S * 4/2015 Jin D14/485
 D729,819 S * 5/2015 Beaty D14/485
 D729,837 S * 5/2015 Kang D14/487
 D731,549 S * 6/2015 Kim D14/492
 D732,062 S * 6/2015 Kwon D14/487
 D732,567 S * 6/2015 Moon D14/487
 D733,184 S * 6/2015 Park D14/490
 D736,792 S * 8/2015 Brinda D14/485
 D737,311 S * 8/2015 Ma D14/487
 D739,860 S * 9/2015 Perez D14/485
 D739,861 S * 9/2015 Perez D14/485
 D739,862 S * 9/2015 Perez D14/485
 D740,300 S * 10/2015 Lee D14/485
 D740,301 S * 10/2015 Soegiono D14/485
 D740,302 S * 10/2015 Son D14/485
 D740,303 S * 10/2015 Perez D14/485
 D742,412 S * 11/2015 Lee D14/492
 D742,917 S * 11/2015 Perez D14/492
 D744,531 S * 12/2015 Jung D14/489
 D745,023 S * 12/2015 Kwon D14/486
 D750,131 S * 2/2016 Perez D14/492
 D752,061 S * 3/2016 Ahn D14/485
 D752,618 S * 3/2016 Lee D14/486
 D754,165 S * 4/2016 Park D14/486
 D755,837 S * 5/2016 Lee D14/489
 D755,840 S * 5/2016 Odemchuk D14/489
 2007/0167247 A1 * 7/2007 Lindsay A63B 24/0021
 473/131
 2008/0229247 A1 * 9/2008 Bamba G06F 9/4443
 715/835

2009/0091530 A1 * 4/2009 Yoshida G06F 3/002
 345/156
 2012/0139904 A1 * 6/2012 Lee G06F 3/04817
 345/419
 2012/0165046 A1 * 6/2012 Rhoads G01C 21/20
 455/456.3
 2013/0007665 A1 * 1/2013 Chaudhri G06F 9/4443
 715/830
 2013/0086522 A1 * 4/2013 Shimazu G06F 3/04817
 715/810
 2013/0162571 A1 * 6/2013 Tamegai G06F 3/0412
 345/173
 2014/0125589 A1 * 5/2014 Kim G06F 3/033
 345/157
 2014/0163740 A1 6/2014 Timsjo et al.
 2014/0189607 A1 * 7/2014 Shuttleworth G06F 3/0484
 715/863
 2015/0122688 A1 * 5/2015 Dias A47G 19/025
 206/459.1
 2015/0135080 A1 * 5/2015 Ji G06F 3/0416
 715/728
 2015/0146012 A1 * 5/2015 Shipley H04L 65/80
 348/177
 2015/0289005 A1 * 10/2015 Holmquist H04N 21/42684
 725/25

OTHER PUBLICATIONS

Hornung, Clarence P. Handbook of Designs and Devices. Dover Publications, Mineola, NY. © 1932, 1949, and 1959. p. 12.*
 "Clothing Button Icon." IconArchive.com. Aug. 4, 2014. Accessed Feb. 1, 2016. Available online at URL: <<http://www.iconarchive.com/show/windows-8-icons-by-icons8/Clothing-Button-icon.html>>.*
 Olchowka, Bartosz. "Usability of notifications." LiveChat Developers Blog. Aug. 16, 2013. Accessed Feb. 1, 2016. Available online at URL: <<https://developers.livechatinc.com/blog/usability-of-notifications/>>.*
 Chang et al., "A risk-based approach to design warning system for processing facilities", Process Safety and Environmental Protection, ScienceDirect, vol. 89, Issue: 5, pp. 310-316, Sep. 2011.
 Marcus Tennant, "Implementing alarm management per the ANSI/ISA-18.2 standard", Control Engineering, Aug. 27, 2013.

* cited by examiner




FIG. 1




FIG. 2




FIG. 3




FIG. 4




FIG. 5