



US00D865091S

(12) **United States Design Patent**
Rollinson et al.

(10) **Patent No.:** **US D865,091 S**

(45) **Date of Patent:** **** Oct. 29, 2019**

(54) **PUTTER HEAD**

(71) Applicant: **Callaway Golf Company**, Carlsbad, CA (US)

(72) Inventors: **Augustin W. Rollinson**, Solana Beach, CA (US); **Patrick Dawson**, San Diego, CA (US); **Sean Toulon**, Vista, CA (US)

(73) Assignee: **Callaway Golf Company**, Carlsbad, CA (US)

(**) Term: **15 Years**

(21) Appl. No.: **29/663,527**

(22) Filed: **Sep. 17, 2018**

(51) **LOC (12) Cl.** **21-02**

(52) **U.S. Cl.**
USPC **D21/744**

(58) **Field of Classification Search**
USPC D21/736-746
CPC A63B 53/00; A63B 53/04; A63B 53/007;
A63B 53/065; A63B 53/0487; A63B
60/00; A63B 60/46
See application file for complete search history.

(56) **References Cited**

U.S. PATENT DOCUMENTS

D240,751 S *	7/1976	Taylor	D21/734
4,073,492 A *	2/1978	Taylor	A63B 53/007 473/246
D277,692 S *	2/1985	MacDougall	D21/745
5,324,031 A *	6/1994	Green	A63B 53/0487 273/DIG. 16
5,533,728 A *	7/1996	Pehoski	A63B 53/0487 473/252

D378,688 S *	4/1997	Cameron	D21/745
D379,645 S *	6/1997	Cameron	D21/745
5,676,603 A *	10/1997	Miller	A63B 69/3614 473/220
D393,031 S *	3/1998	Cameron	D21/745
D405,137 S *	2/1999	Nelson	D21/738
D425,157 S *	5/2000	Reed	D21/744
D425,590 S *	5/2000	Godown	D21/738
D426,601 S *	6/2000	Reed	D21/744
D444,194 S *	6/2001	Calabro	D21/738
D508,276 S *	8/2005	Madore	D21/759
D564,608 S *	3/2008	Oldknow	D21/736
D564,609 S *	3/2008	Oldknow	D21/736
D571,420 S *	6/2008	Stites	D21/742

* cited by examiner

Primary Examiner — Mitchell I. Siegel

(74) *Attorney, Agent, or Firm* — Rebecca Hanovice;
Michael Catania; Sonia Lari

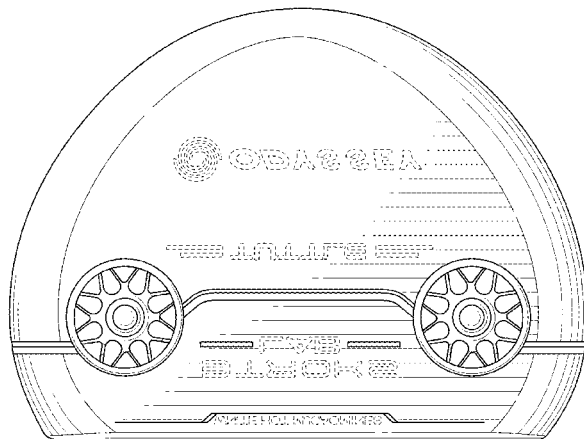
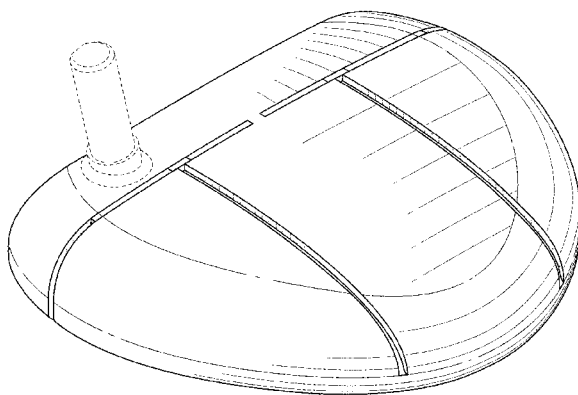
(57) **CLAIM**

The ornamental design for a putter head, as shown and described.

DESCRIPTION

FIG. 1 is a rear perspective view of the putter head claimed herein;
FIG. 2 is a rear elevational view thereof;
FIG. 3 is a front elevational view thereof;
FIG. 4 is a right side elevational view thereof;
FIG. 5 is a left side elevational view thereof;
FIG. 6 is a top plan view thereof; and,
FIG. 7 is a bottom plan view thereof.
The broken lines shown are included for the purpose of illustrating unclaimed subject matter and forms no part of the claimed design.

1 Claim, 5 Drawing Sheets



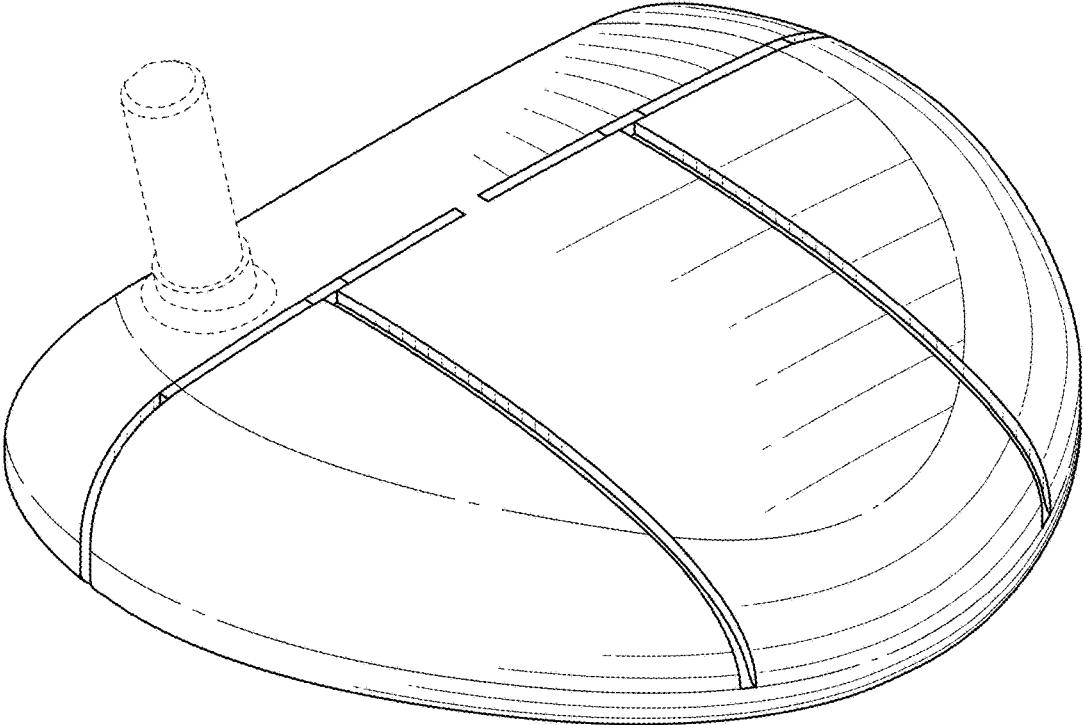


FIG. 1

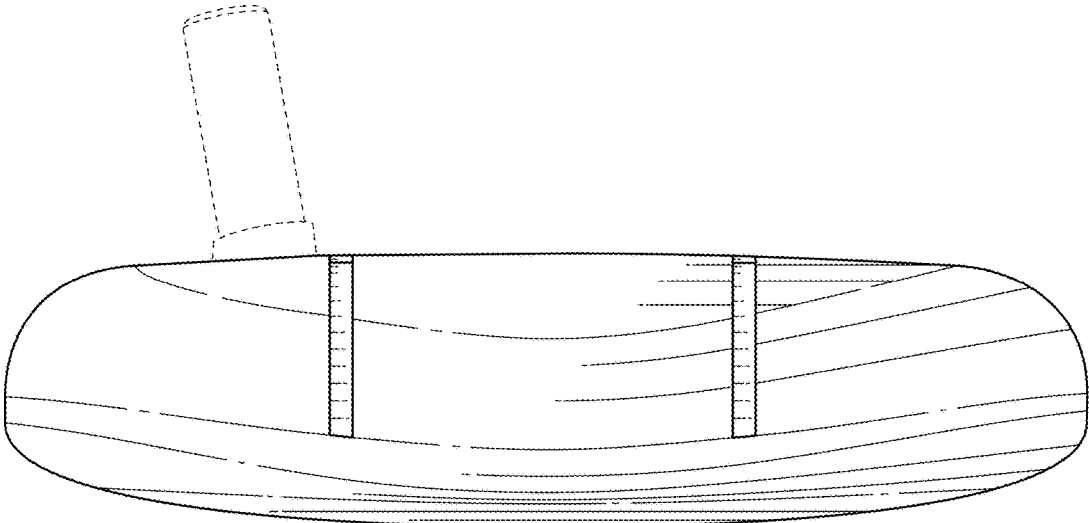


FIG. 2

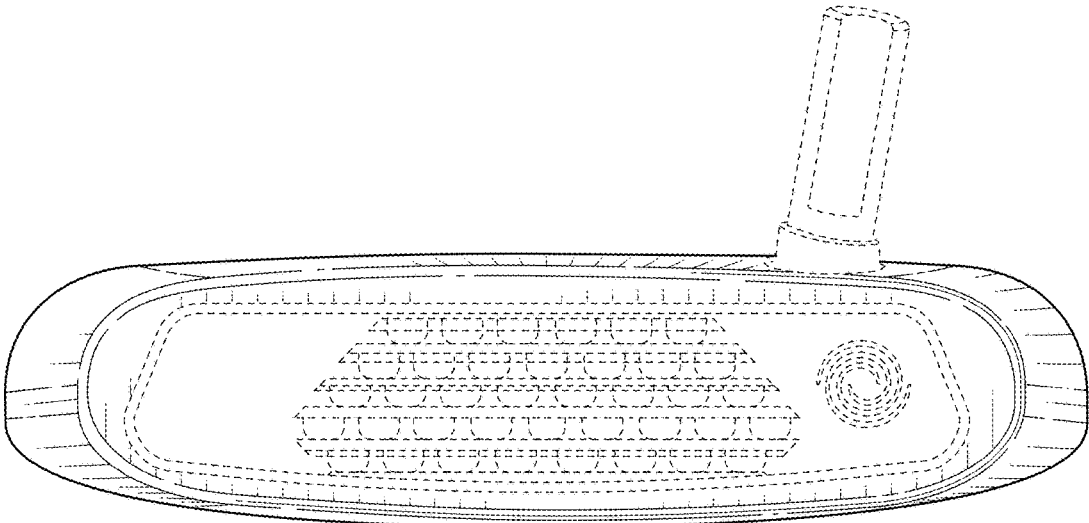


FIG. 3

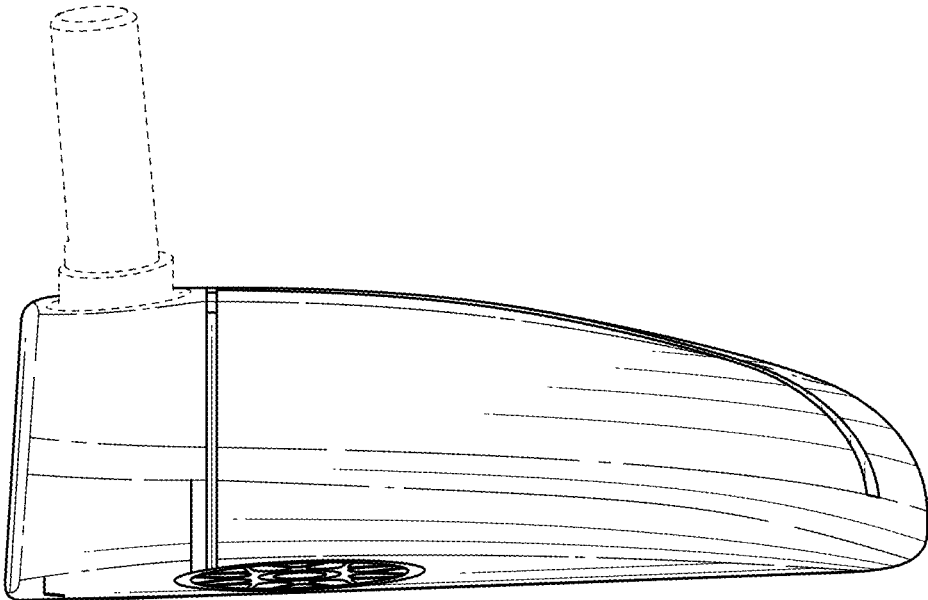


FIG. 4

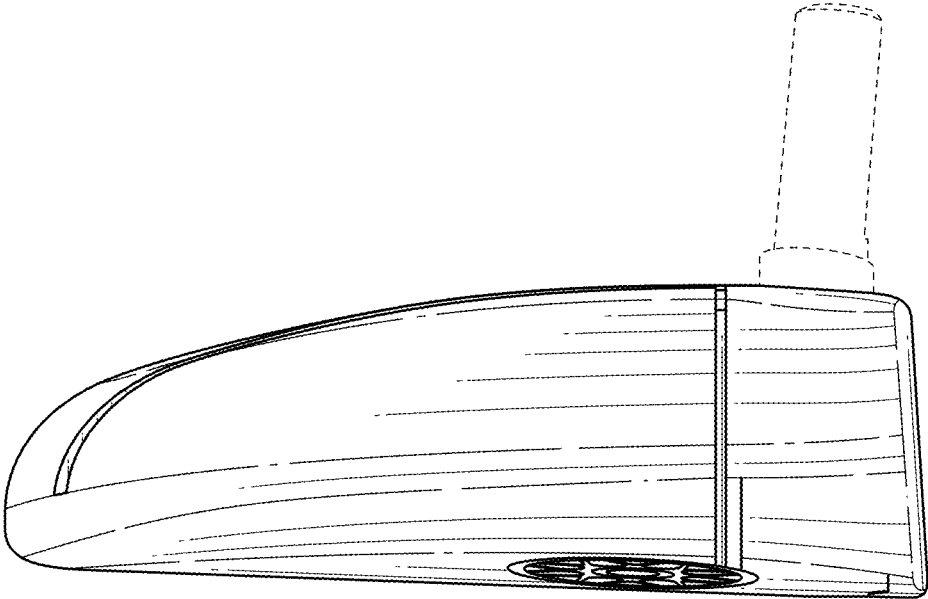


FIG. 5

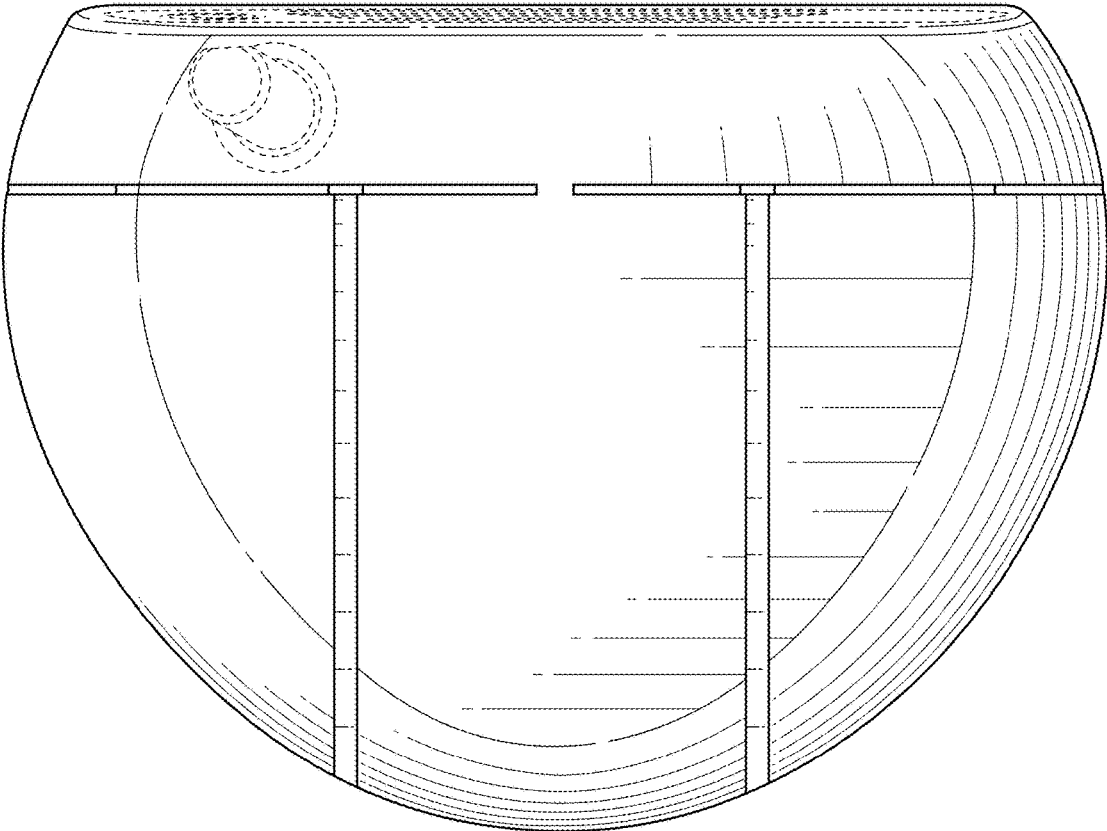


FIG. 6

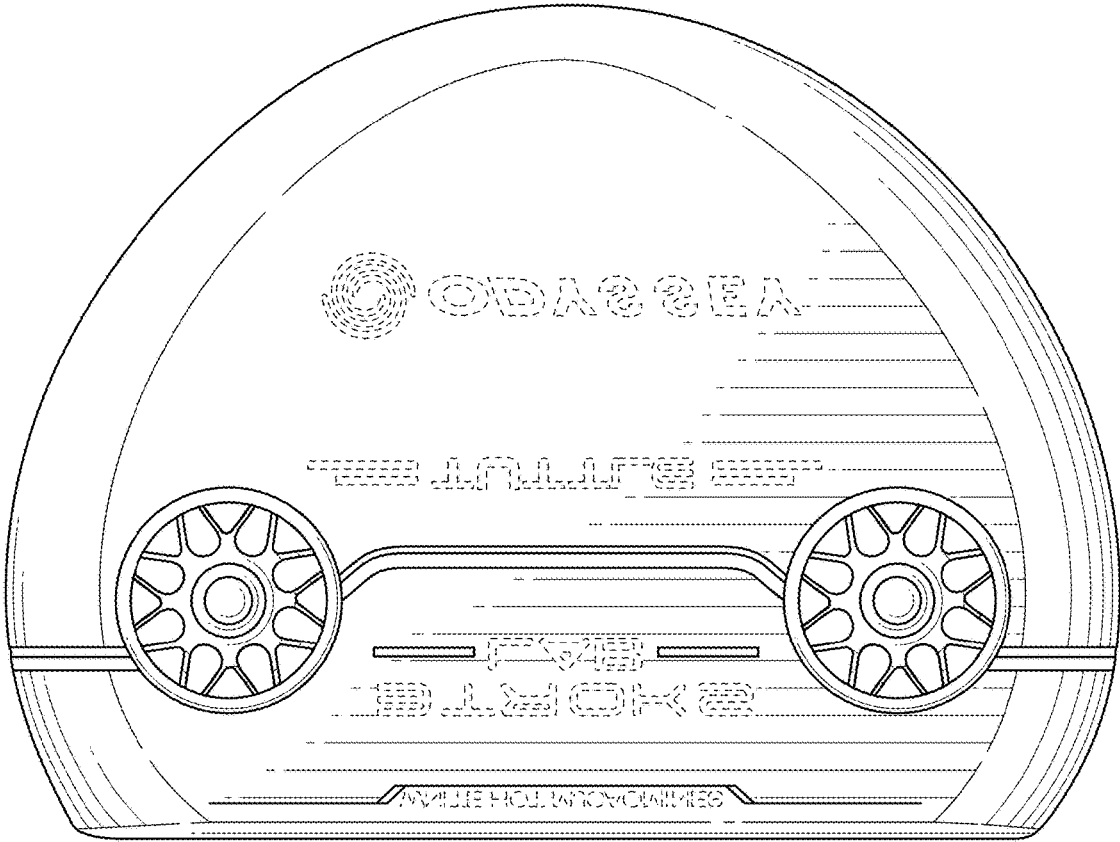


FIG. 7