



US00D770710S

(12) **United States Design Patent** (10) **Patent No.:** **US D770,710 S**  
**Li et al.** (45) **Date of Patent:** **\*\* Nov. 1, 2016**

(54) **LAUNDRY BALL**  
(71) Applicant: **Haining Zhongke New Material Co., Ltd.,** Jiaxing (CN)  
(72) Inventors: **Jianping Li,** Jiaxing (CN); **Haohua Li,** Jiaxing (CN); **Jianliang Zhu,** Jiaxing (CN)  
(73) Assignee: **Haining Zhongke New Material Co., Ltd.,** Jiaxing (CN)  
(\*\*) Term: **15 Years**  
(21) Appl. No.: **29/542,622**  
(22) Filed: **Oct. 15, 2015**

(30) **Foreign Application Priority Data**  
Apr. 23, 2015 (CN) ..... 2015 3 0111242  
(51) **LOC (10) Cl.** ..... **15-05**  
(52) **U.S. Cl.**  
USPC ..... **D32/29.1**  
(58) **Field of Classification Search**  
USPC ..... D32/29, 29.1; D21/707, 713, 398;  
D24/215; D14/408; 206/0.5; 222/1;  
8/137  
CPC ..... A01K 5/02; B67D 7/00; D06F 33/02;  
D06F 35/00; D06F 37/203; D06F 37/225  
See application file for complete search history.

(56) **References Cited**  
**U.S. PATENT DOCUMENTS**  
5,768,917 A \* 6/1998 Freida ..... D06F 39/024  
206/0.5  
D396,904 S \* 8/1998 Leu ..... D21/713  
D581,765 S \* 12/2008 Lane ..... D21/707

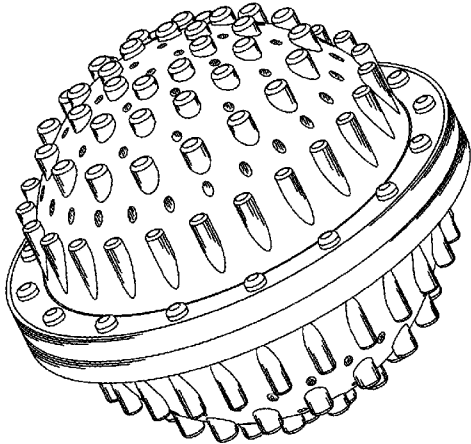
D624,260 S \* 9/2010 Lane ..... D32/35  
D638,593 S \* 5/2011 Cheng ..... D32/29.1  
D643,167 S \* 8/2011 Cheng ..... D32/29.1  
D646,447 S \* 10/2011 Lozano ..... D32/29.1  
D646,448 S \* 10/2011 Cheng ..... D32/29.1  
D652,592 S \* 1/2012 Le ..... D32/29.1  
8,205,351 B2 \* 6/2012 Howe ..... B67D 7/00  
222/1  
D694,421 S \* 11/2013 Anderson ..... D24/215  
D695,371 S \* 12/2013 Hedeem, Jr. .... D21/707  
D700,412 S \* 2/2014 Loebach ..... D32/29.1  
D703,765 S \* 4/2014 Montes ..... D21/398  
D706,883 S \* 6/2014 Hedeem, Jr. .... D21/707  
D724,802 S \* 3/2015 Krenkler ..... D32/29.1  
D742,601 S \* 11/2015 Holterhaus ..... D30/121  
D746,007 S \* 12/2015 Oh ..... D32/29  
D748,095 S \* 1/2016 Oikawa ..... D14/408  
2015/0299933 A1 \* 10/2015 Oh ..... D06F 39/024  
510/513

\* cited by examiner  
*Primary Examiner* — Rosemary K Tarcza  
*Assistant Examiner* — Yolanda Robinson  
(74) *Attorney, Agent, or Firm* — Wang Law Firm, Inc.

(57) **CLAIM**  
The ornamental design for a laundry ball, as shown and described.

**DESCRIPTION**  
FIG. 1 is a perspective view of a laundry ball showing our new design.  
FIG. 2 is a front elevational view thereof.  
FIG. 3 is a top plan view thereof; and,  
FIG. 4 is a bottom plan view thereof.  
A rear elevational view, a left-side elevational view and a right-side elevation view of the laundry ball are omitted because they are the same as the front elevational view thereof.

**1 Claim, 4 Drawing Sheets**



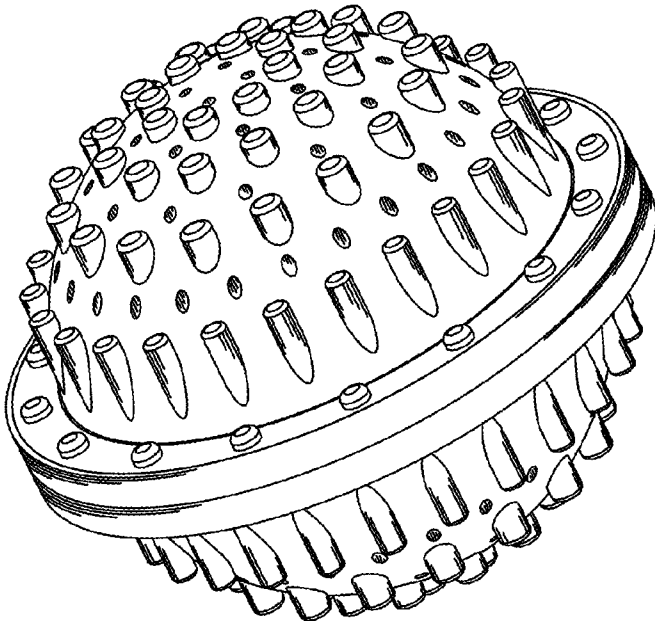


FIG. 1

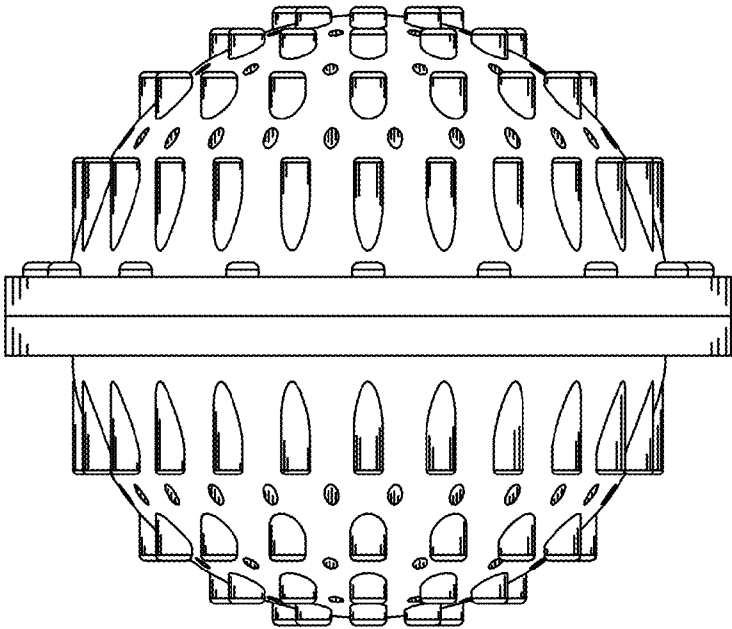


FIG. 2

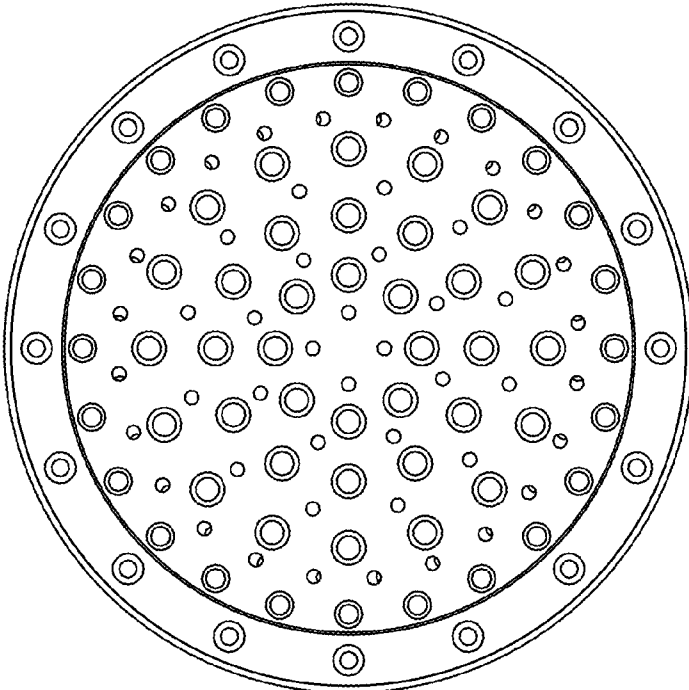


FIG. 3

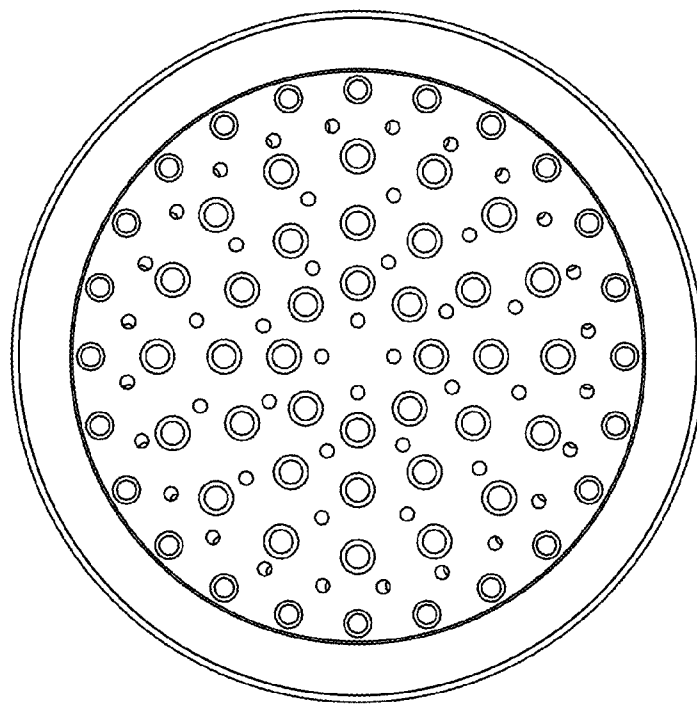


FIG. 4