



US00D363067S

# United States Patent [19]

[11] Patent Number: **Des. 363,067**

Holmes et al.

[45] Date of Patent: **\*\*Oct. 10, 1995**

[54] **CONSOLE**

[75] Inventors: **Richard Holmes**, Nuneaton; **Bruce Renfrew**, Anstey, both of United Kingdom

[73] Assignee: **Virtuality Entertainment Limited**, Leicester, United Kingdom

[\*\*] Term: **14 Years**

[21] Appl. No.: **19,777**

[22] Filed: **Mar. 11, 1994**

### [30] Foreign Application Priority Data

Sep. 18, 1993 [GB] United Kingdom ..... 2033985

[52] U.S. Cl. .... **D14/124**

[58] Field of Search ..... D14/124, 121, D14/100; D21/240, 13, 48; 273/148 B, 433-438, DIG. 28; 359/109, 125; 358/335; 395/1, 119, 125, 2.1; 345/905; 434/29, 40, 44

### [56] References Cited

#### U.S. PATENT DOCUMENTS

D. 296,328 6/1988 Austin et al. .... D14/118 X

D. 338,050	8/1993	Holmes	.....	D21/240
D. 338,514	8/1993	Holmes	.....	D21/240
D. 355,660	2/1995	Holmes	.....	D21/240
4,439,157	3/1984	Breglia et al.	.....	434/40
5,137,450	8/1992	Thomas	.....	434/44
5,320,534	6/1994	Thomas	.....	273/434 X

*Primary Examiner*—Prabhakar G. Deshmukh  
*Attorney, Agent, or Firm*—Young & Thompson

### [57] CLAIM

The ornamental design for a console, as shown and described.

### DESCRIPTION

FIG. 1 is a front elevation of a console showing our new design;

FIG. 2 is a rear view thereof;


FIG. 3 is a side elevation thereof;

FIG. 4 is an elevation of the opposite side thereof;

FIG. 5 is a plan view thereof; and,

FIG. 6 is a perspective view thereof.

**1 Claim, 6 Drawing Sheets**






Fig. 1

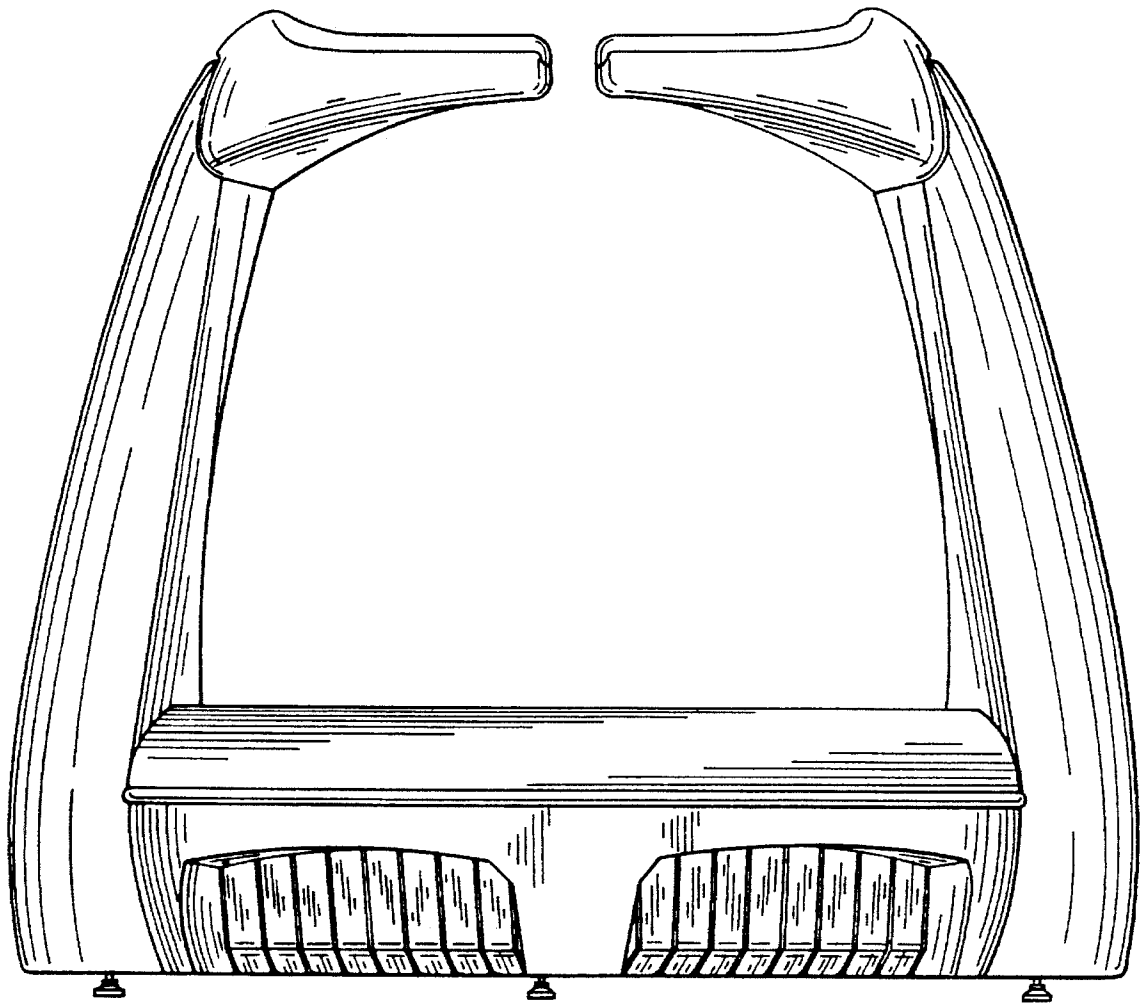


Fig. 2

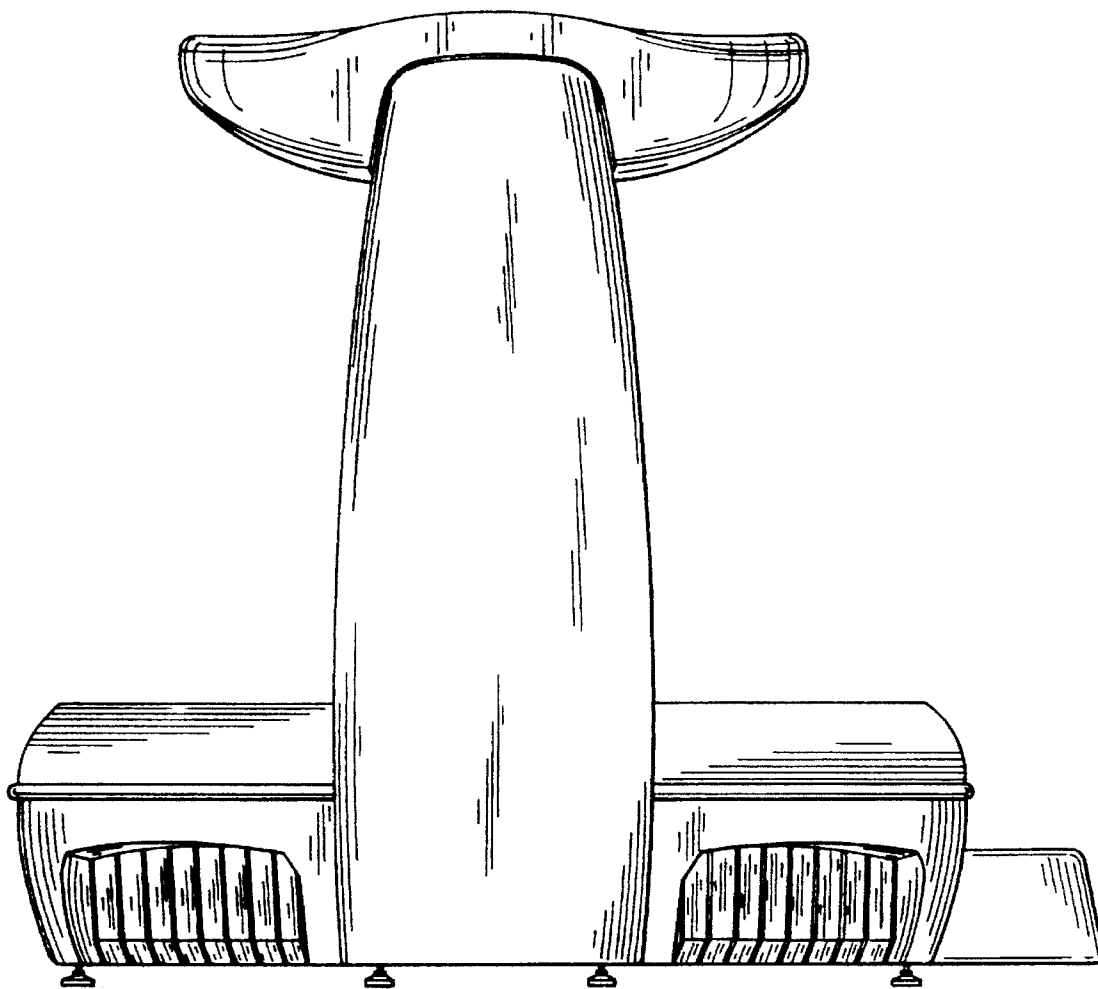


Fig. 3

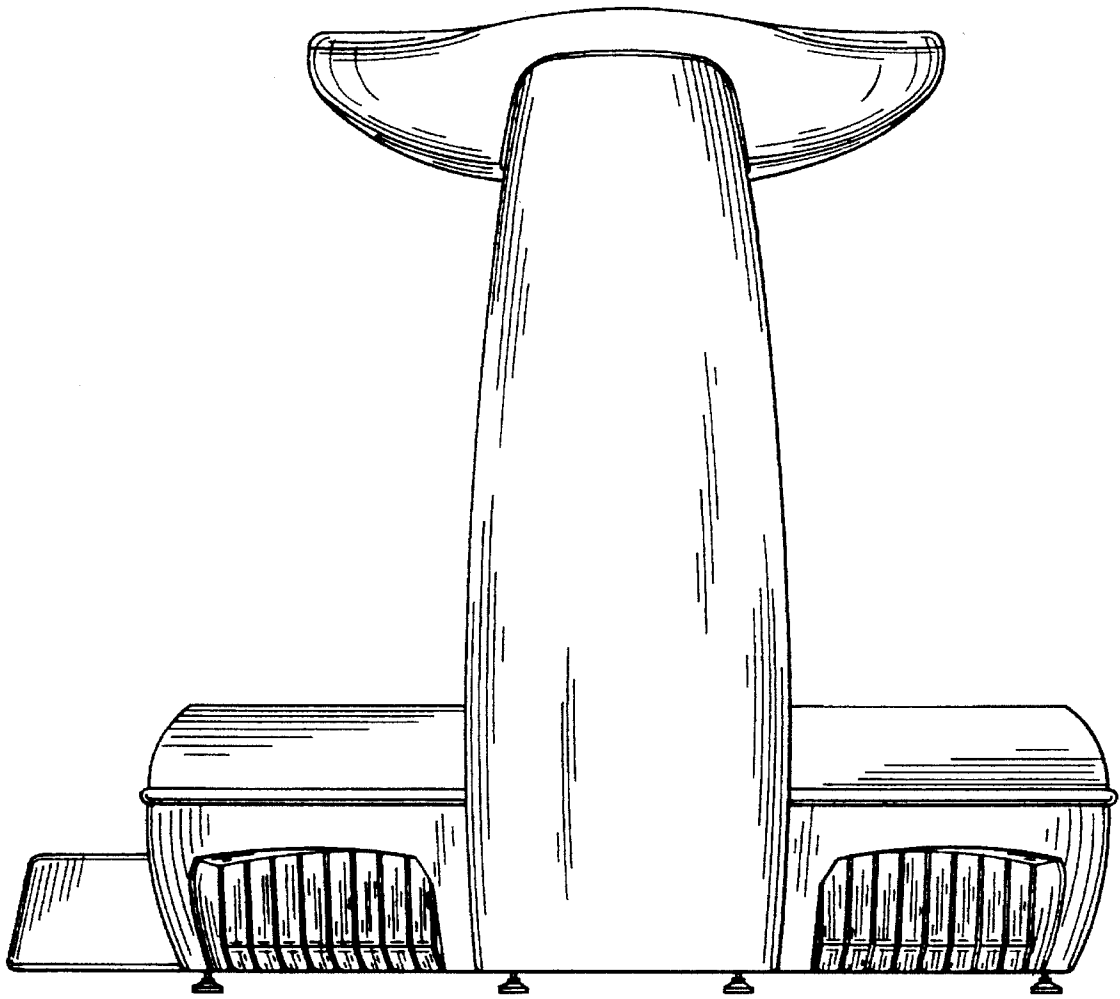


Fig. 4

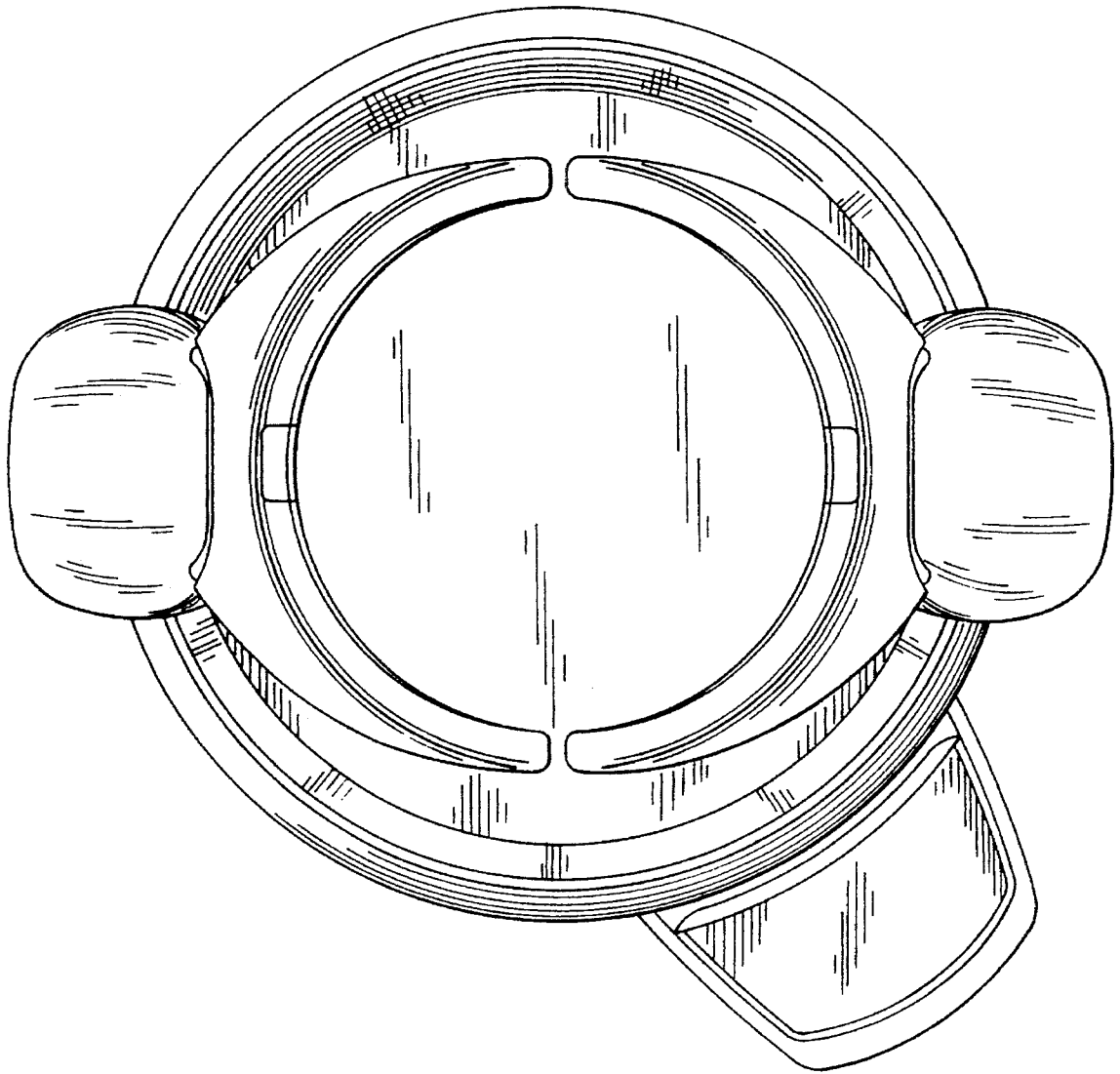


Fig. 5



Fig. 6