



US00D367341S

United States Patent [19]

Losi, II

[11] Patent Number: Des. 367,341

[45] Date of Patent: **Feb. 20, 1996

[54] SAFETY HELMET

[75] Inventor: Raymond Losi, II, Somis, Calif.

[73] Assignee: Variflex, Inc., Moorpark, Calif.

[**] Term: 14 Years

[21] Appl. No.: 31,632

[22] Filed: Dec. 1, 1994

[52] U.S. Cl. D29/102

[58] Field of Search D29/102, 105-108,
D29/111-112; 2/410-412, 414, 423-425,
9, 10

4,897,888	2/1990	Broersma et al. .	
4,901,373	2/1990	Broersma .	
4,903,348	2/1990	Broersma .	
4,903,350	2/1990	Gentes et al. .	
4,993,082	2/1991	Gentes et al. .	
4,995,117	2/1991	Mirage .	
4,996,724	3/1991	Dextrase .	
5,023,958	6/1991	Rotzin .	
5,099,523	3/1992	Broersma .	
5,123,121	6/1992	Broersma .	
5,231,703	8/1993	Garneau .	
5,351,342	10/1994	Garneau	2/414

FOREIGN PATENT DOCUMENTS

0126027	11/1984	European Pat. Off. .
0497032A1	8/1992	European Pat. Off. .

Primary Examiner—Ruth McInroy
Attorney, Agent, or Firm—Kelly, Bauersfeld & Lowry

[56] References Cited

U.S. PATENT DOCUMENTS

D. 293,496	12/1987	Gentes .	
D. 299,978	2/1989	Chiarella .	
D. 300,070	2/1989	Broersma .	
D. 303,851	10/1989	Gentes .	
D. 309,961	8/1990	Bobrick .	
D. 310,893	9/1990	Broersma .	
D. 316,165	4/1991	Gentes et al. .	
D. 319,112	8/1991	Broersma .	
D. 326,001	5/1992	Chiarella .	
D. 335,195	4/1993	Choi et al.	D29/102
D. 339,427	9/1993	Gentes	D29/102
D. 347,300	5/1994	Gentes .	
D. 347,711	6/1994	Egger .	
D. 348,752	7/1994	Ho	D29/106
D. 351,684	10/1994	Jeng .	
D. 352,803	11/1994	Sasaki et al.	D29/102
D. 356,401	3/1995	Garneau	D29/102
D. 356,402	3/1995	Garneau	D29/102
D. 357,553	4/1995	Garneau	D29/102
D. 357,554	4/1995	Garneau	D29/102
D. 358,003	5/1995	Losi, II	D29/102
3,925,821	12/1975	Lewicki .	

[57] CLAIM

The ornamental design for a safety helmet, as shown and described.

DESCRIPTION

FIG. 1 is a front and left side perspective view of a safety helmet showing my new design, illustrated as intended to be worn;

FIG. 2 is a top plan view thereof;

FIG. 3 is a front elevational view thereof;

FIG. 4 is a rear elevational view thereof;

FIG. 5 is a right side elevational view thereof, the left side elevational view being a mirror image; and,

FIG. 6 is a bottom plan view thereof.

The broken line illustration in FIG. 1 of a wearer's head and straps for the safety helmet is for illustrative purposes only and forms no portion of the invention.

1 Claim, 2 Drawing Sheets





FIG. 1

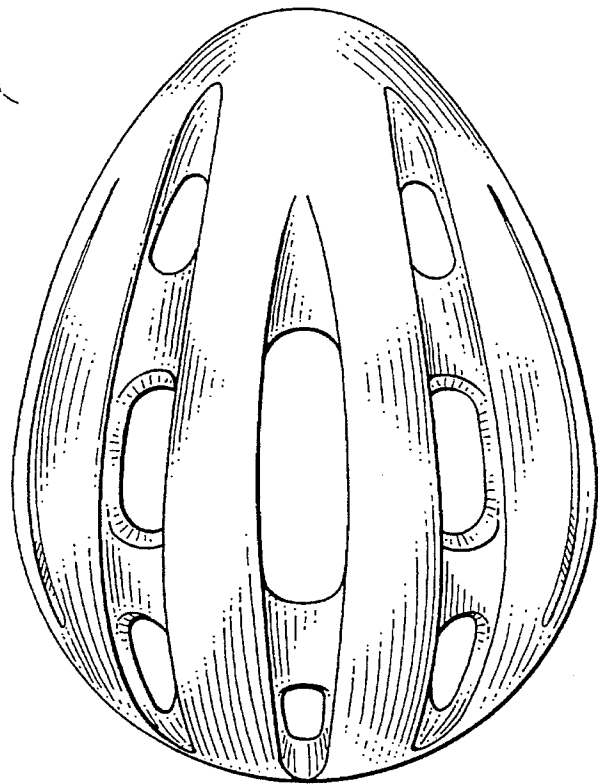


FIG. 2

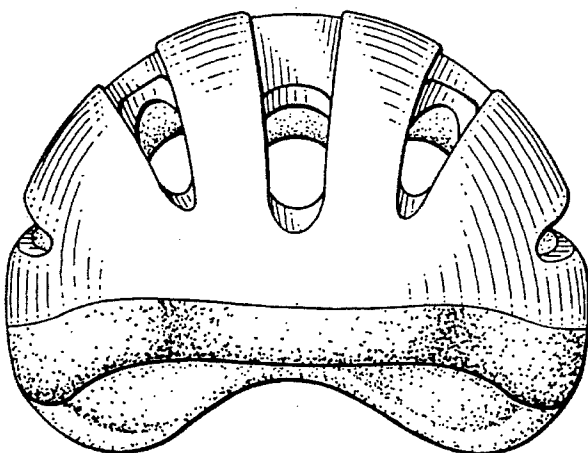


FIG. 3

FIG. 4

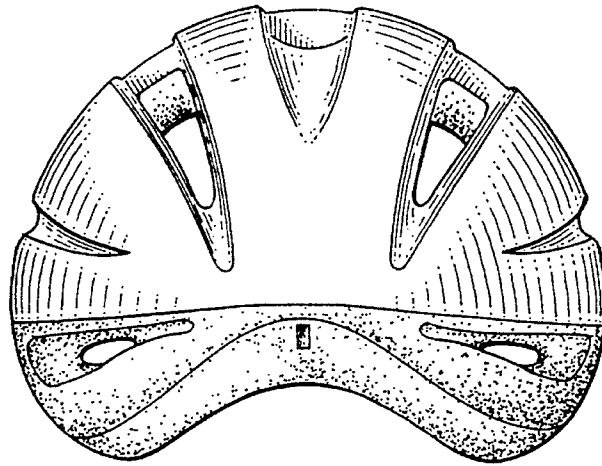


FIG. 5

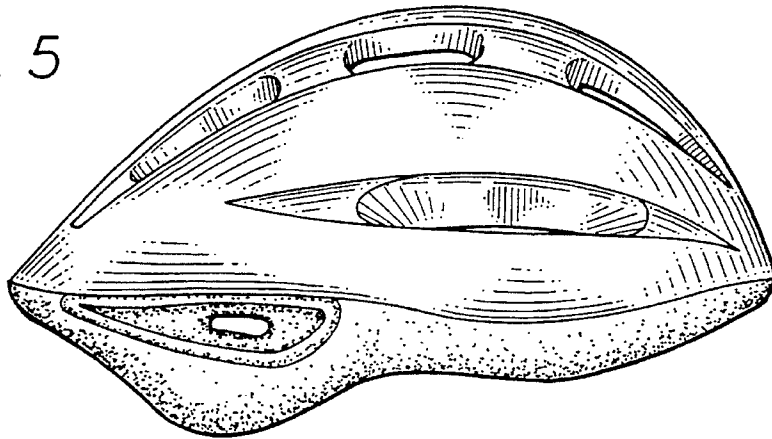


FIG. 6

