



US00D834279S

(12) **United States Design Patent**
Poole et al.

(10) **Patent No.:** **US D834,279 S**

(45) **Date of Patent:** **** Nov. 20, 2018**

(54) **PALLET**
(71) Applicant: **The Alternative Pallet Company Limited**, Northamptonshire (GB)

D442,758 S * 5/2001 Bowman D34/38
D479,045 S * 9/2003 Chandaria D34/38
D613,924 S * 4/2010 Dong D34/38
D624,273 S * 9/2010 Dong D34/38

(Continued)

(72) Inventors: **Robert Poole**, Shropshire (GB);
Richard Darlow, Bedfordshire (GB);
Michal Parchimowicz, Northants (GB)

OTHER PUBLICATIONS

The Alternative Pallet Company Limited, European Registered Design Application No. 002963900 filed Jan. 29, 2016, 13 pages.

(Continued)

(73) Assignee: **THE ALTERNATE PALLET COMPANY LIMITED**, Northamptonshire (GB)

Primary Examiner — Cynthia Ramirez

Assistant Examiner — Gino Colan

(**) Term: **15 Years**

(74) *Attorney, Agent, or Firm* — Christopher J. Knors;
Moore & Van Allen PLLC

(21) Appl. No.: **29/592,228**

(22) Filed: **Jan. 27, 2017**

(57) **CLAIM**

(51) **LOC (11) Cl.** **09-08**

We claim the ornamental design for a pallet, as shown and described.

(52) **U.S. Cl.**

USPC **D34/38**

DESCRIPTION

(58) **Field of Classification Search**

USPC D34/28, 38; 229/117.05, 110, 113, 117,
229/120.11, 122.28, 125.26, 122.21;
248/346.02; 108/51.11, 53.3, 55.3, 56.1,
108/57.28, 57.25, 51.3, 52.1, 53.1, 5, 5.3,
108/57.1

CPC B65D 2519/00044; B65D 2519/00194;
B65D 2519/00502; B65D 2519/00771;
B65D 2519/00791; B65D 19/0075; B65D
2519/00457; B65D 2519/00925; B65D
2519/00985

See application file for complete search history.

FIG. 1 is a front perspective view of a pallet showing our new design, in a collapsed state;

FIG. 2 is a front side elevation view thereof, the back side elevation view being a mirror image of FIG. 2;

FIG. 3 is a left side elevation view thereof, the right side elevation view being a mirror image of FIG. 3;

FIG. 4 is a top plan view thereof, the bottom elevation view of of FIG. 1 forming no part of the claimed design;

FIG. 5 is a front perspective view thereof, in a non-collapsed state;

FIG. 6 is a front side elevation view of the thereof, the back side elevation view being a mirror image of FIG. 6;

FIG. 7 is a left side elevation view of the thereof, the right side elevation view being a mirror image of FIG. 7;

FIG. 8 is a top plan view thereof, the bottom plan view of FIG. 5 forming no part of the claimed design; and,

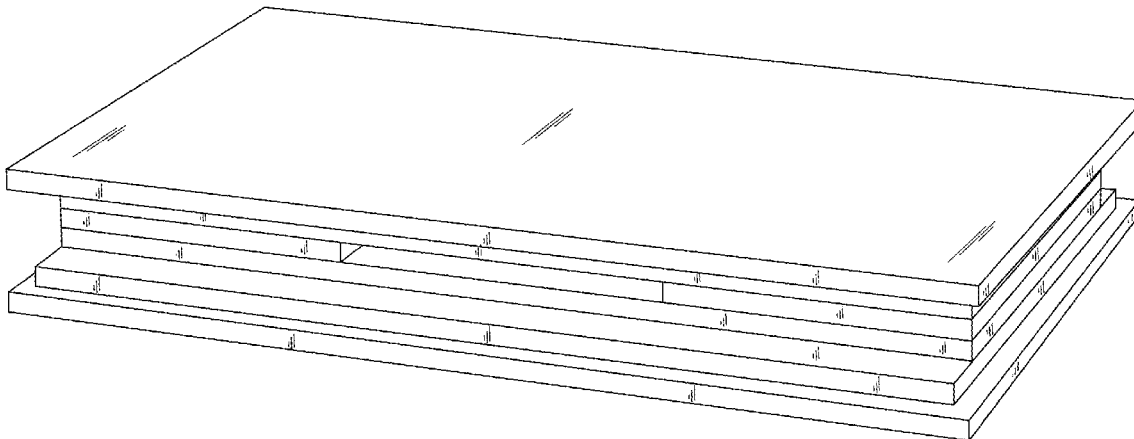
FIG. 9 is a front perspective view thereof, in a partially non-collapsed state.

(56) **References Cited**

U.S. PATENT DOCUMENTS

5,129,329 A * 7/1992 Clasen B65D 19/0012
108/51.3
5,377,600 A * 1/1995 Speese B65D 19/0016
108/51.3
D357,108 S * 4/1995 Hutchison D34/38
D434,200 S * 11/2000 Bowman D34/38

1 Claim, 9 Drawing Sheets



(56)

References Cited

U.S. PATENT DOCUMENTS

2005/0126449 A1* 6/2005 Horiuchi B65D 19/0012
108/55.5
2007/0283857 A1* 12/2007 Dong B65D 19/001
108/51.11

OTHER PUBLICATIONS

The Alternative Pallet Company Limited, European Registered
Design Application No. 003313469 filed Jul. 20, 2016, 6 pages.

* cited by examiner

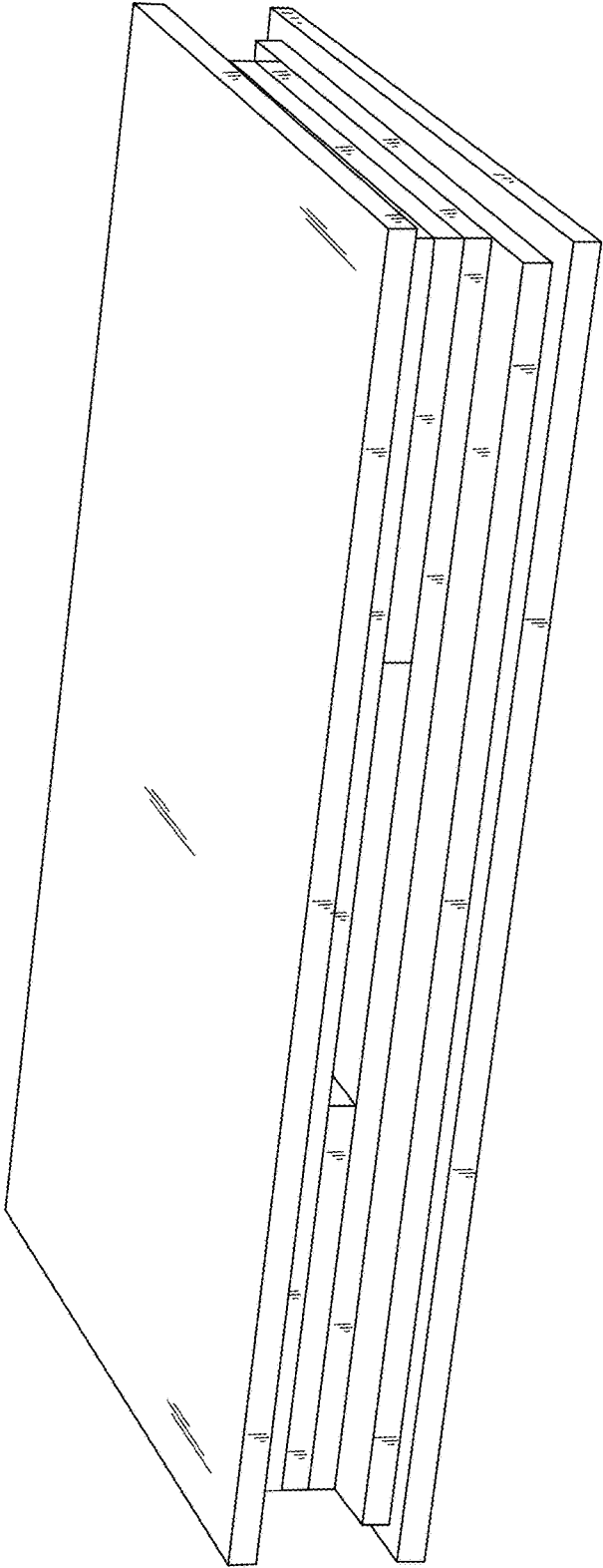


Fig. 1

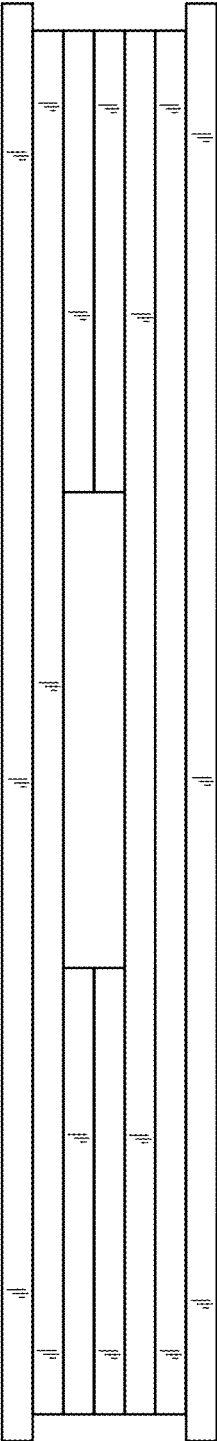


Fig. 2




Fig. 3




Fig. 4

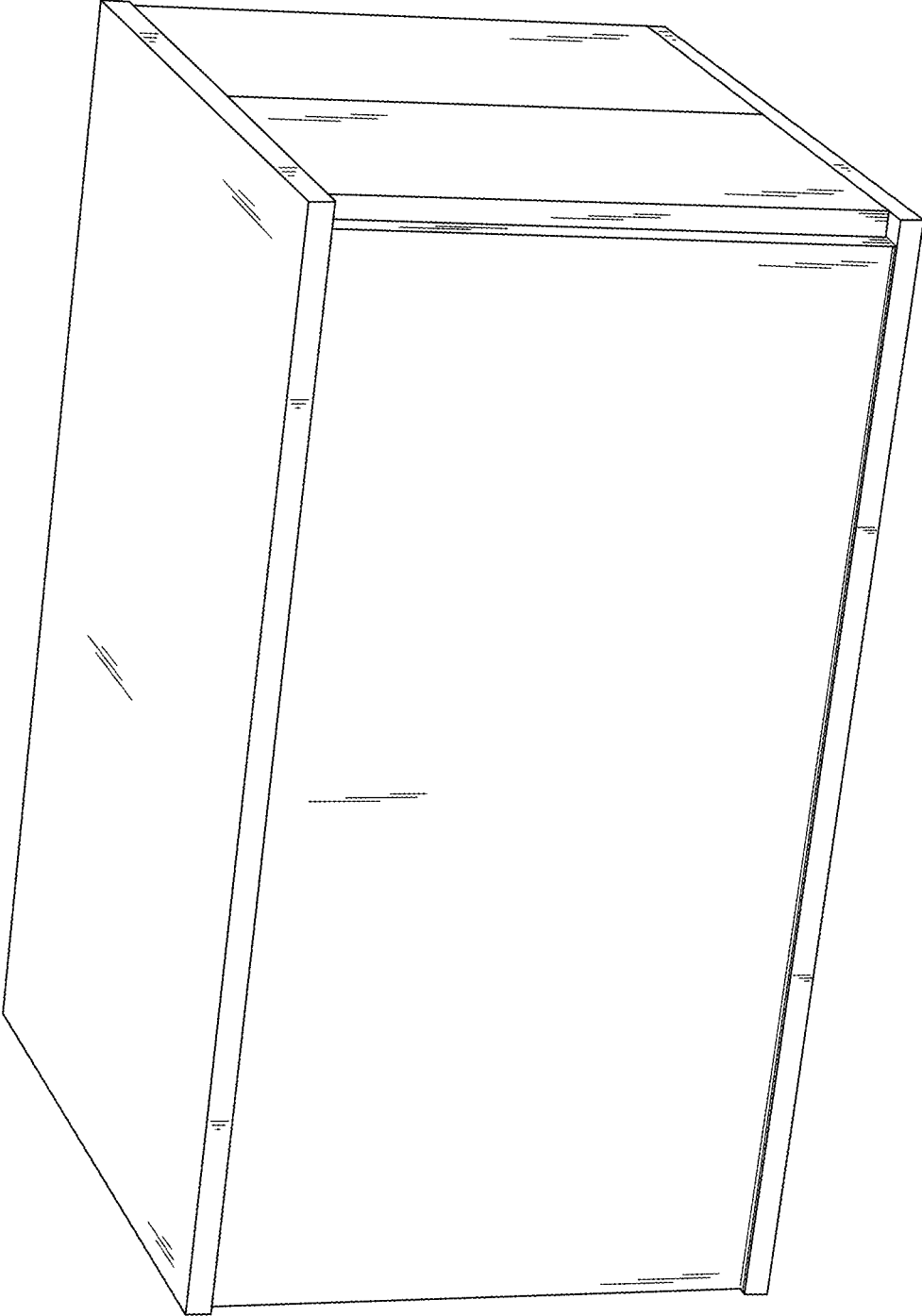


Fig. 5




Fig. 6




Fig. 7




Fig. 8

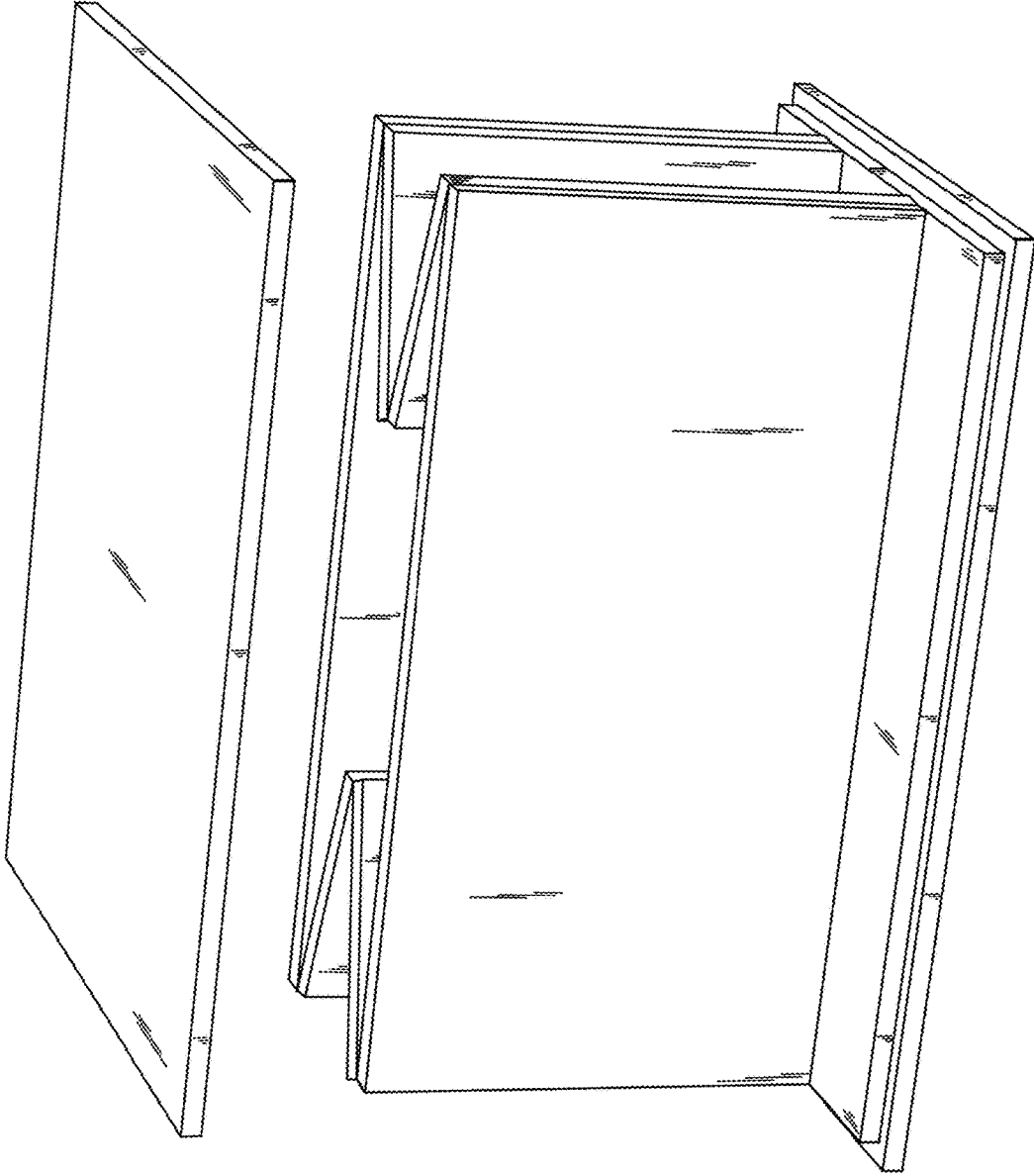


Fig. 9