



US00D765435S

(12) **United States Design Patent** (10) **Patent No.:** **US D765,435 S**  
**Hayon** (45) **Date of Patent:** **\*\* Sep. 6, 2016**

(54) **CHAIR**  
(71) Applicant: **Jaime Hayon**, Valencia (ES)  
(72) Inventor: **Jaime Hayon**, Valencia (ES)  
(73) Assignee: **MAGIS S.P.A.**, Torre di Mosto (IT)  
(\*\*) Term: **15 Years**  
(21) Appl. No.: **29/535,650**  
(22) Filed: **Aug. 8, 2015**

(30) **Foreign Application Priority Data**

Apr. 14, 2015 (EM) ..... 002681122

(51) **LOC (10) Cl.** ..... **06-01**

(52) **U.S. Cl.**  
USPC ..... **D6/376**

(58) **Field of Classification Search**  
USPC ..... D6/334-336, 369, 374, 376, 379, 380,  
D6/716, 716.1, 716.2, 716.3, 716.4  
CPC ..... A47C 4/02; A47C 4/03; A47C 5/04;  
A47C 5/06; A47C 7/54  
See application file for complete search history.

(56) **References Cited**

**U.S. PATENT DOCUMENTS**

4,545,615 A \* 10/1985 Kane ..... A47C 5/06  
297/287  
6,899,396 B2 \* 5/2005 Bales ..... A47C 5/04  
297/239

D557,031 S \* 12/2007 Marin ..... D6/369  
D558,477 S \* 1/2008 Nardi ..... D6/369  
D591,966 S \* 5/2009 Bouroullec ..... D6/376  
D655,934 S \* 3/2012 Nigro ..... D6/376  
D718,068 S \* 11/2014 Ye ..... D6/376

\* cited by examiner

*Primary Examiner* — Mimosa De

(74) *Attorney, Agent, or Firm* — Themis Law

(57) **CLAIM**

The ornamental design for a chair, as shown.

**DESCRIPTION**

FIG. 1 is a perspective view of a chair showing my new design;

FIG. 2 is a front elevational view thereof;

FIG. 3 is a right side view thereof;

FIG. 4 is a left side view thereof;

FIG. 5 is a rear elevational view thereof;

FIG. 6 is a top plan view thereof; and,

FIG. 7 is a bottom plan view thereof.

**1 Claim, 7 Drawing Sheets**






FIG. 1



FIG. 2



FIG. 3




FIG. 4




FIG. 5

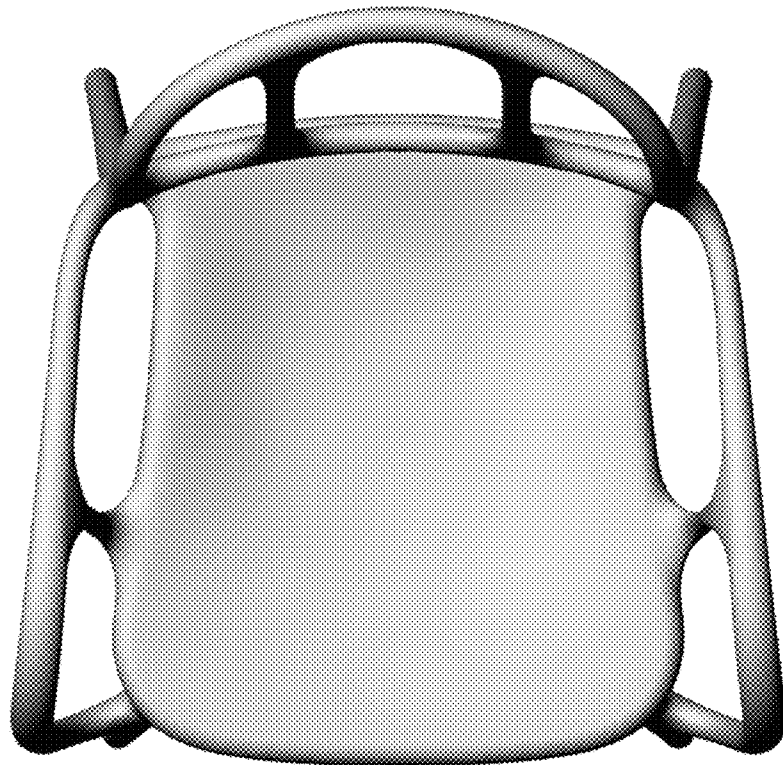


FIG. 6

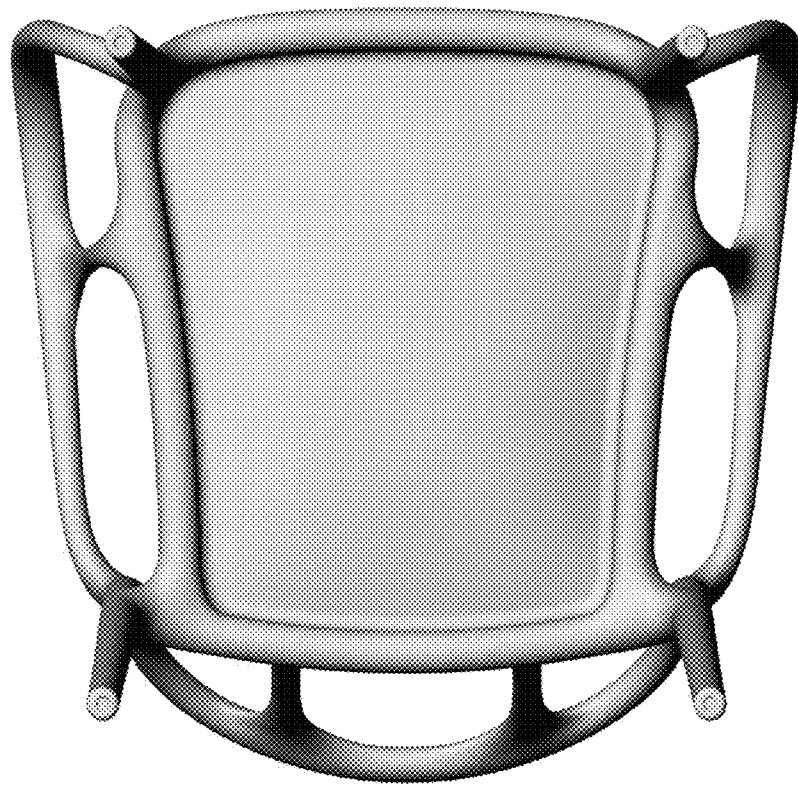


FIG. 7