



US00D852971S

(12) **United States Design Patent**
Gan

(10) **Patent No.:** **US D852,971 S**

(45) **Date of Patent:** **** Jul. 2, 2019**

(54) **WIRELESS MASSAGER**

DESCRIPTION

(71) Applicant: **Shenzhen Valuelink E-Commerce Co., Ltd.**, Shenzhen (CN)

(72) Inventor: **Qing-Cao Gan**, Shenzhen (CN)

(73) Assignee: **Shenzhen Valuelink E-Commerce Co., Ltd.**, Shenzhen (CN)

(**) Term: **15 Years**

(21) Appl. No.: **29/635,595**

(22) Filed: **Feb. 1, 2018**

(51) **LOC (11) Cl.** **28-03**

(52) **U.S. Cl.**
USPC **D24/211**

(58) **Field of Classification Search**
USPC 601/15, 18, 19, 46, 47, 48, 52, 99, 112,
601/113, 118, 125, 129, 134, 135, 137,
(Continued)

(56) **References Cited**

U.S. PATENT DOCUMENTS

D226,583 S * 3/1973 Welch D24/214
D234,725 S * 4/1975 Yamada D24/214
(Continued)

OTHER PUBLICATIONS

Reddot21, "Nursal WX-007 Handheld Percussion Massager", Nov. 28, 2018. <https://red-dot-21.com/p/design-products/medicine-life-science/other-medicine-life-science/handheld-percussion-massager/>. Shown on p. 1. (Year: 2018).*

Primary Examiner — Cynthia Ramirez

Assistant Examiner — Michael A Maharajh

(74) *Attorney, Agent, or Firm* — ScienBiziP, P.C.

(57) **CLAIM**

The ornamental design for a wireless massager, as shown and described.

FIG. 1 is a front perspective view of a wireless massager, showing my new design;

FIG. 2 is a rear perspective view of the wireless massager shown in FIG. 1;

FIG. 3 is a front elevation view of the wireless massager shown in FIG. 1;

FIG. 4 is a rear elevation view of the wireless massager shown in FIG. 1;

FIG. 5 is a left side elevation view of the wireless massager shown in FIG. 1;

FIG. 6 is a right side elevation view of the wireless massager shown in FIG. 1;

FIG. 7 is a top plan view of the wireless massager shown in FIG. 1;

FIG. 8 is a bottom plan view of the wireless massager shown in FIG. 1;

FIG. 9 is a perspective view of the wireless massager in an environment in which it may be used;

FIG. 10 is an enlarged view of design features comprised within a circle 10 in FIG. 1;

FIG. 11 is an enlarged view of design features comprised within a circle 11 in FIG. 1;

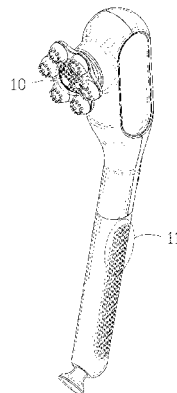
FIG. 12 is an enlarged view of design features comprised within a circle 12 in FIG. 3;

FIG. 13 is an enlarged view of design features comprised within a circle 13 in FIG. 3; and,

FIG. 14 is an enlarged view of design features comprised within a circle 14 in FIG. 5.

The broken lines in the drawings are for the purpose of illustrating portions of the wireless massager, which form no part of the claimed design. The dash-dot lines shown in the figures are of the purposes of showing bounds of the claims design and form no part thereof. The remaining broken lines in FIG. 9 are for the purpose of illustrating environmental structure, which form no part of the claimed design.

1 Claim, 14 Drawing Sheets



(58) **Field of Classification Search**

USPC 601/DIG. 12, DIG. 14, DIG. 15, DIG. 16,
 601/DIG. 17; D24/133, 200, 211, 212,
 D24/213, 214, 215; 600/38, 39, 40, 41;
 D30/160
 CPC A61H 2201/0153; A61H 7/003; A61H
 7/007; A61H 2015/0014; A61H 23/00;
 A61H 39/04
 See application file for complete search history.

D372,788 S * 8/1996 Brun D24/215
 D374,934 S * 10/1996 Lie D24/215
 D377,394 S * 1/1997 Tillman D24/215
 D383,849 S * 9/1997 Wollman D24/214
 D435,913 S * 1/2001 Harris D24/214
 D438,308 S * 2/2001 Harris D24/214
 D447,811 S * 9/2001 Yiu D24/214
 D457,643 S * 5/2002 Qi D24/214
 D463,862 S * 10/2002 Lau D24/214
 D473,343 S * 4/2003 Carruba D24/214
 6,730,050 B2 * 5/2004 Huang A61H 23/0254
 601/103
 D497,208 S * 10/2004 Longoria D23/223
 D500,854 S * 1/2005 Eichel D24/133
 D510,441 S * 10/2005 Harris, Jr. D24/214
 D523,556 S * 6/2006 Glucksman D24/133
 D531,733 S * 11/2006 Burout, III D24/215
 D533,943 S * 12/2006 Chen D24/146
 D569,523 S * 5/2008 Hsieh D24/206
 D609,817 S * 2/2010 Piller D24/215
 D627,898 S * 11/2010 Aulwes D24/214
 D628,304 S * 11/2010 Aulwes D24/214
 D646,795 S * 10/2011 Seehoff D24/214
 D649,657 S * 11/2011 Petersen D24/215
 D652,524 S * 1/2012 Messner D24/211
 D654,223 S * 2/2012 Aulwes D28/50
 D729,398 S * 5/2015 Park D24/215

(56) **References Cited**

U.S. PATENT DOCUMENTS

D281,625 S * 12/1985 Yuen D24/211
 D321,056 S * 10/1991 Chambers D24/211
 D324,914 S * 3/1992 Bucher D24/214
 D329,292 S * 9/1992 Wollman D24/200
 D331,467 S * 12/1992 Wollman D24/200
 5,187,827 A * 2/1993 Wei A46B 13/06
 15/22.1
 D334,430 S * 3/1993 Tsou D24/214
 5,197,459 A * 3/1993 Henkin A61H 33/027
 601/112
 D339,198 S * 9/1993 Mochida D24/211
 D355,259 S * 2/1995 Lie D24/215

* cited by examiner

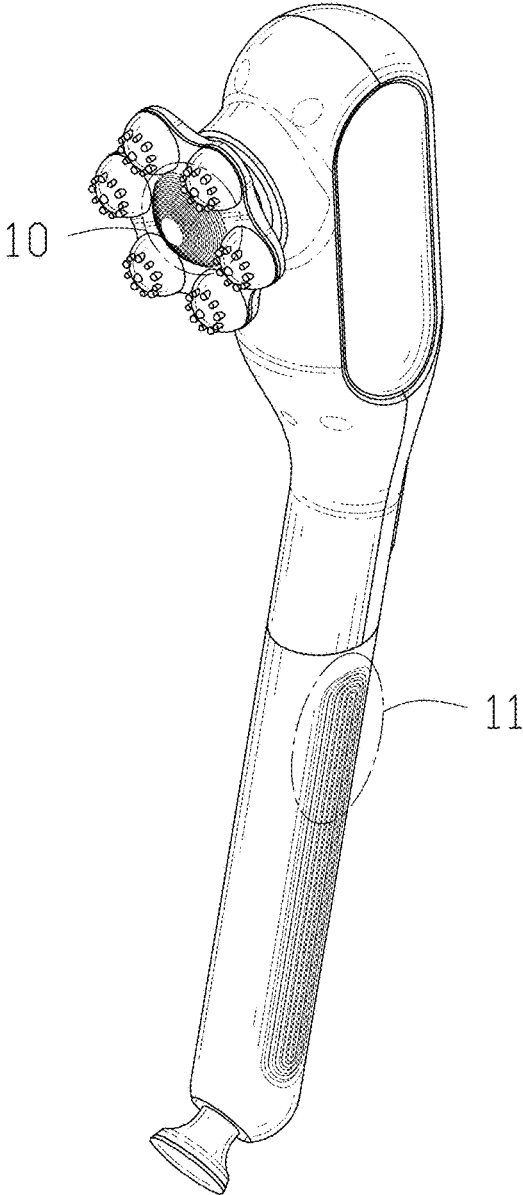


FIG. 1

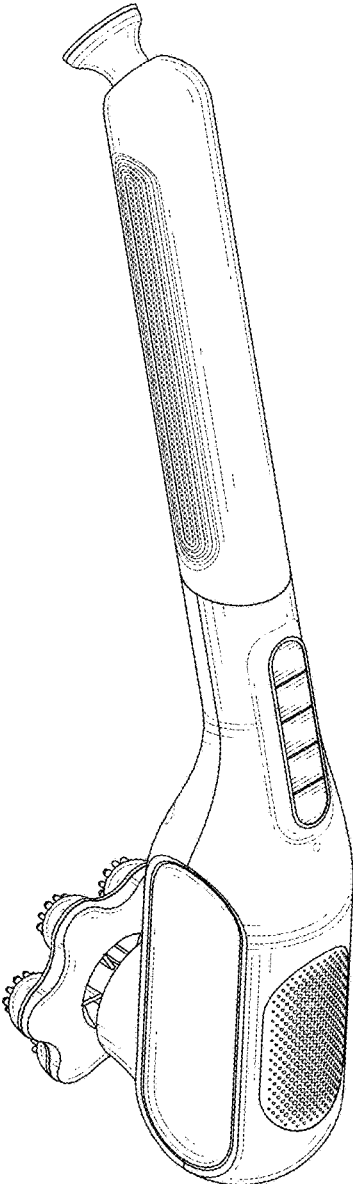


FIG. 2

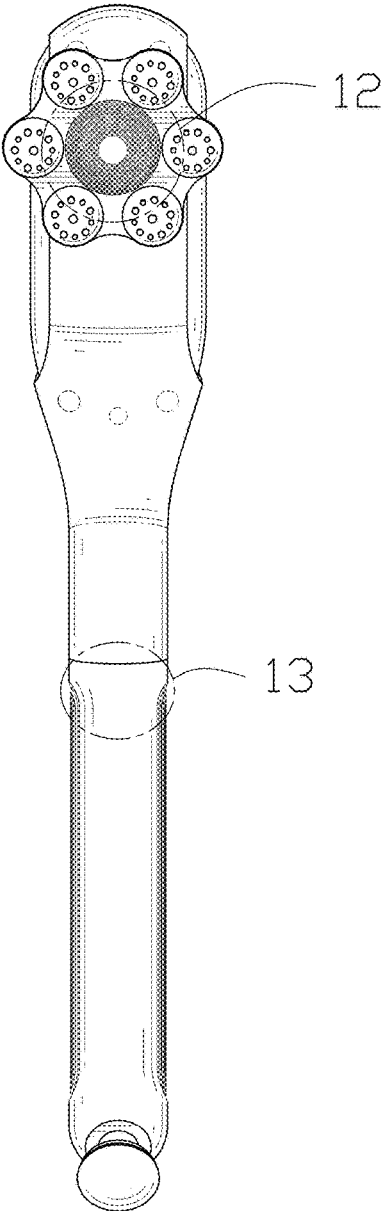


FIG. 3

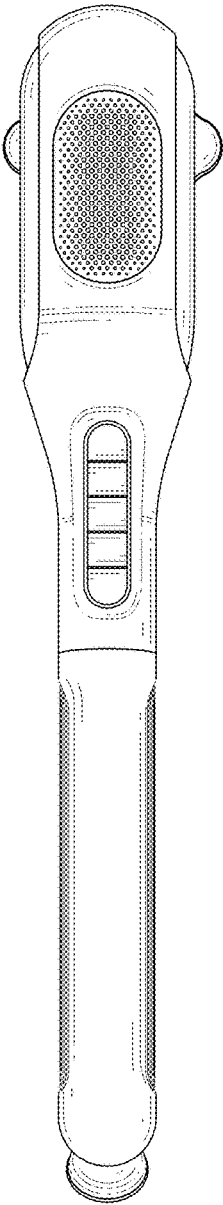


FIG. 4

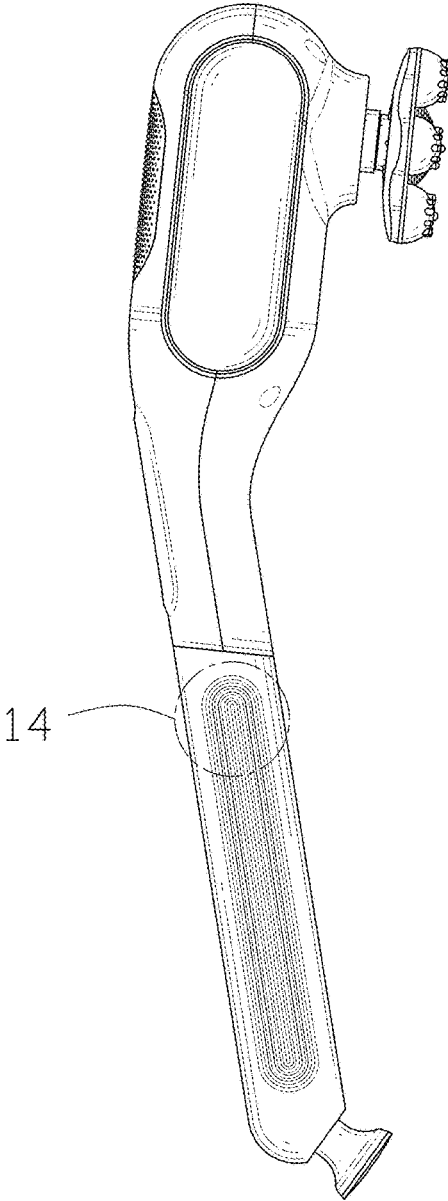


FIG. 5

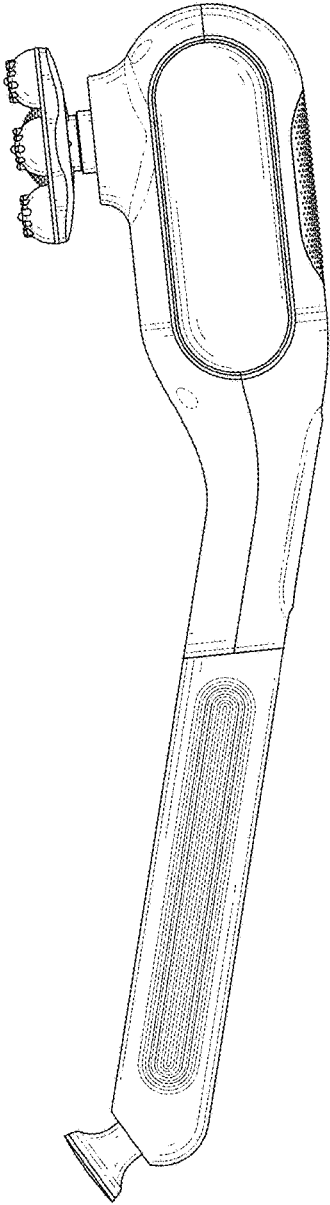


FIG. 6

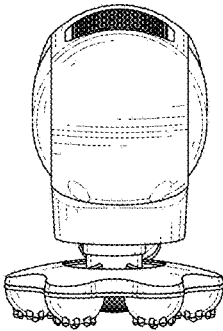


FIG. 7

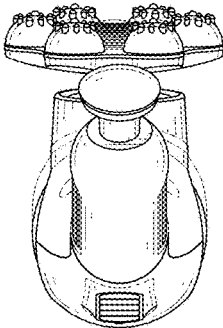


FIG. 8

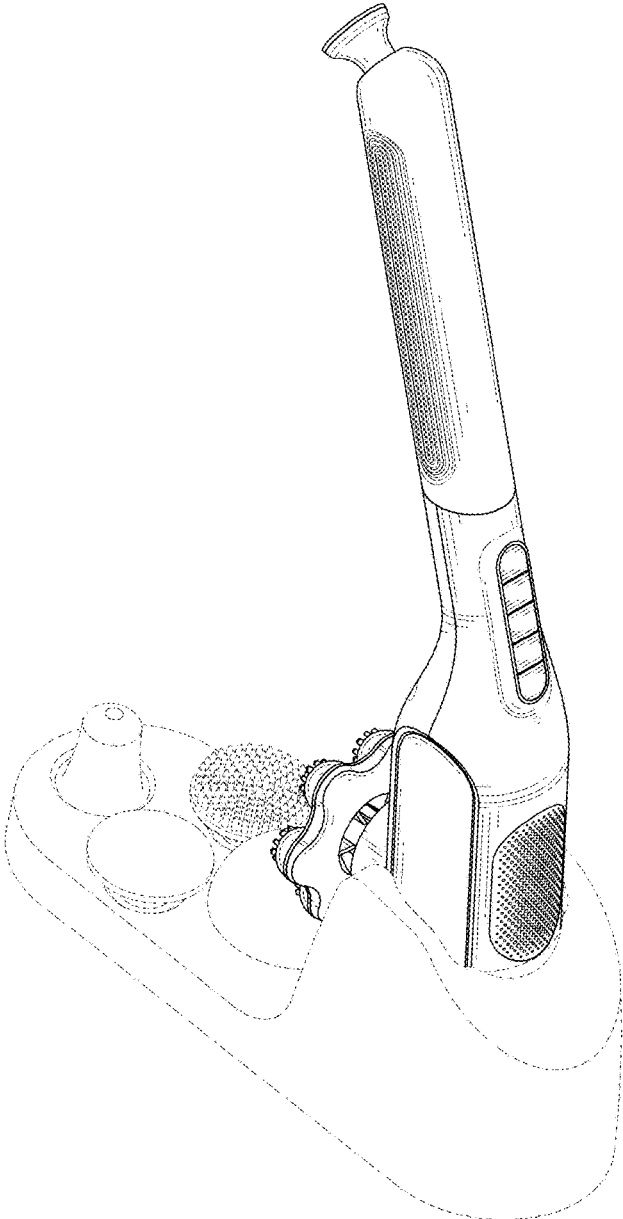


FIG. 9

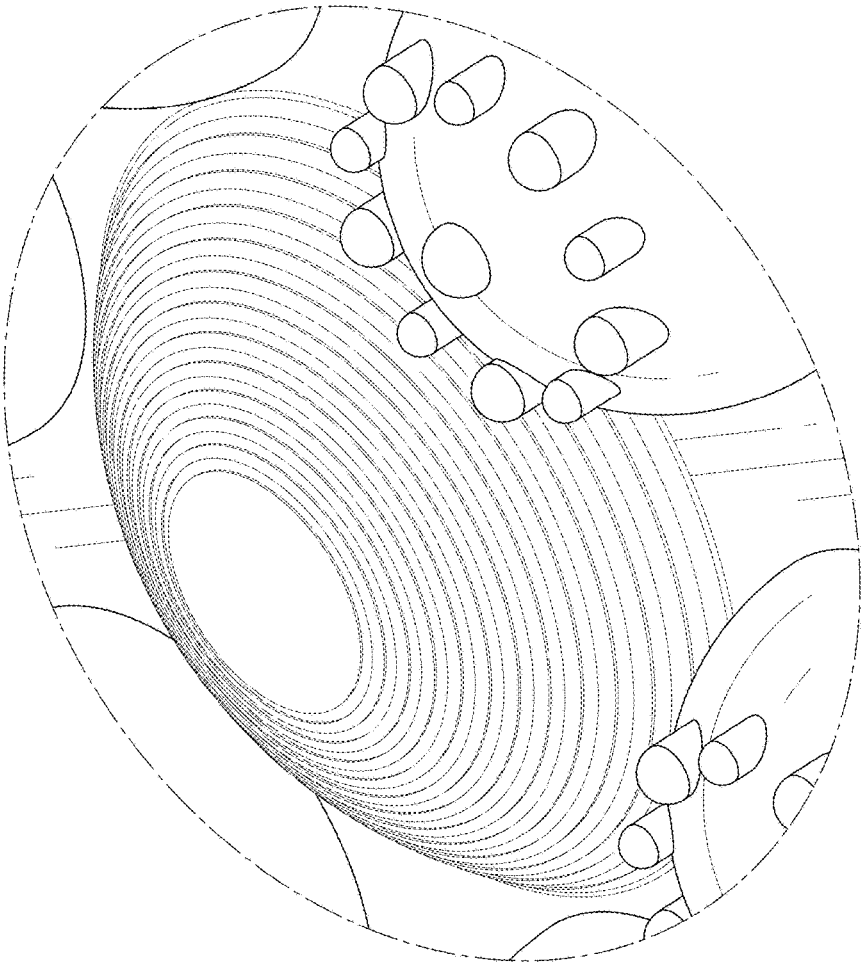


FIG. 10

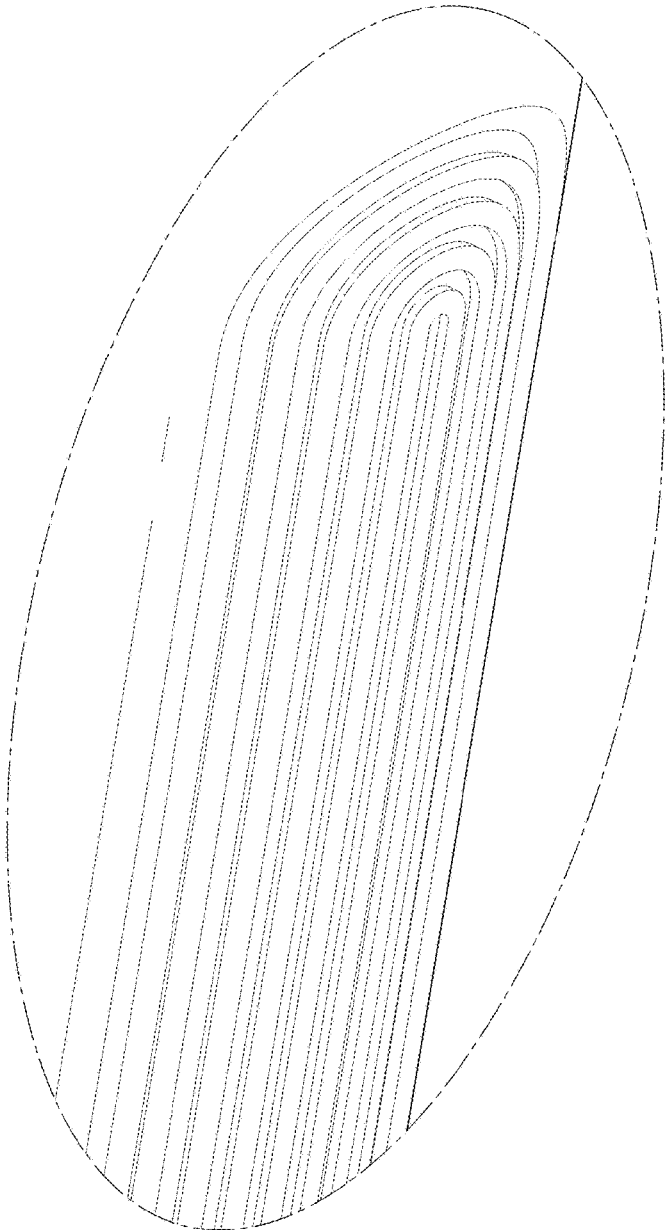


FIG. 11

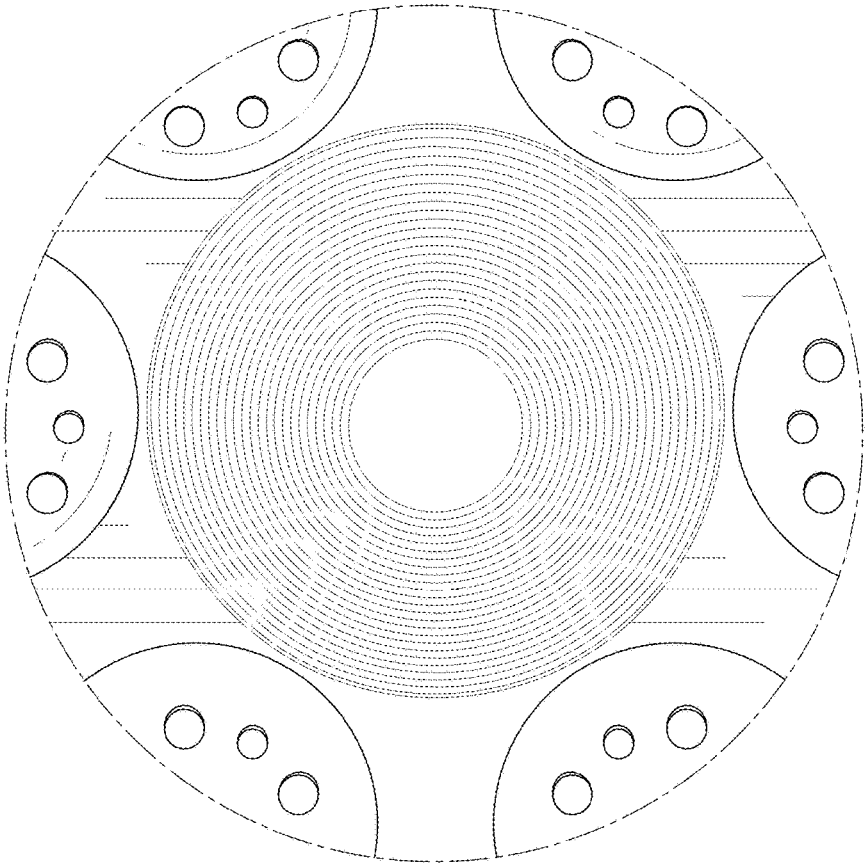


FIG. 12

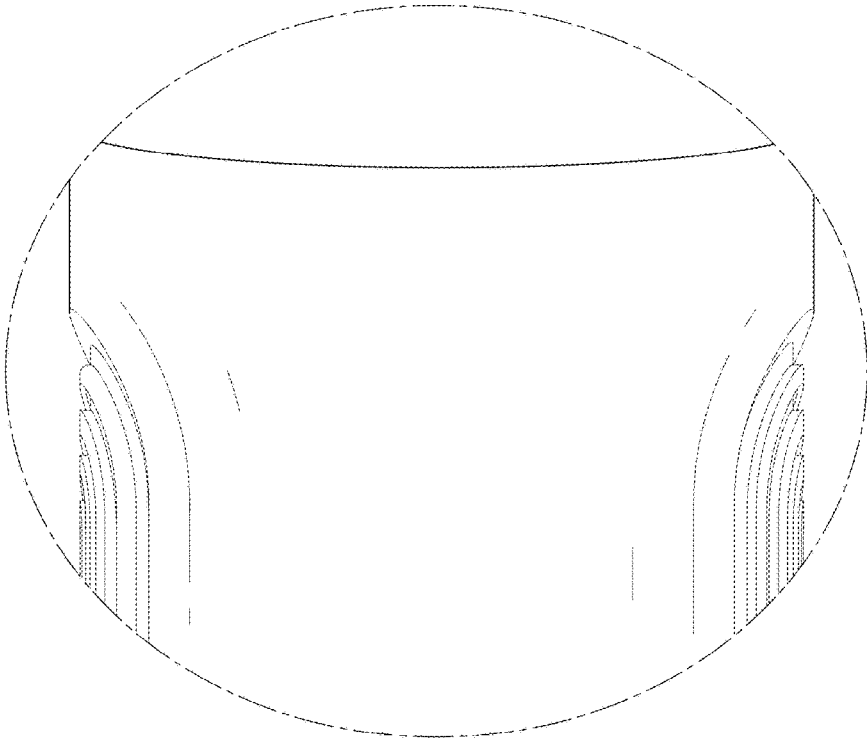


FIG. 13

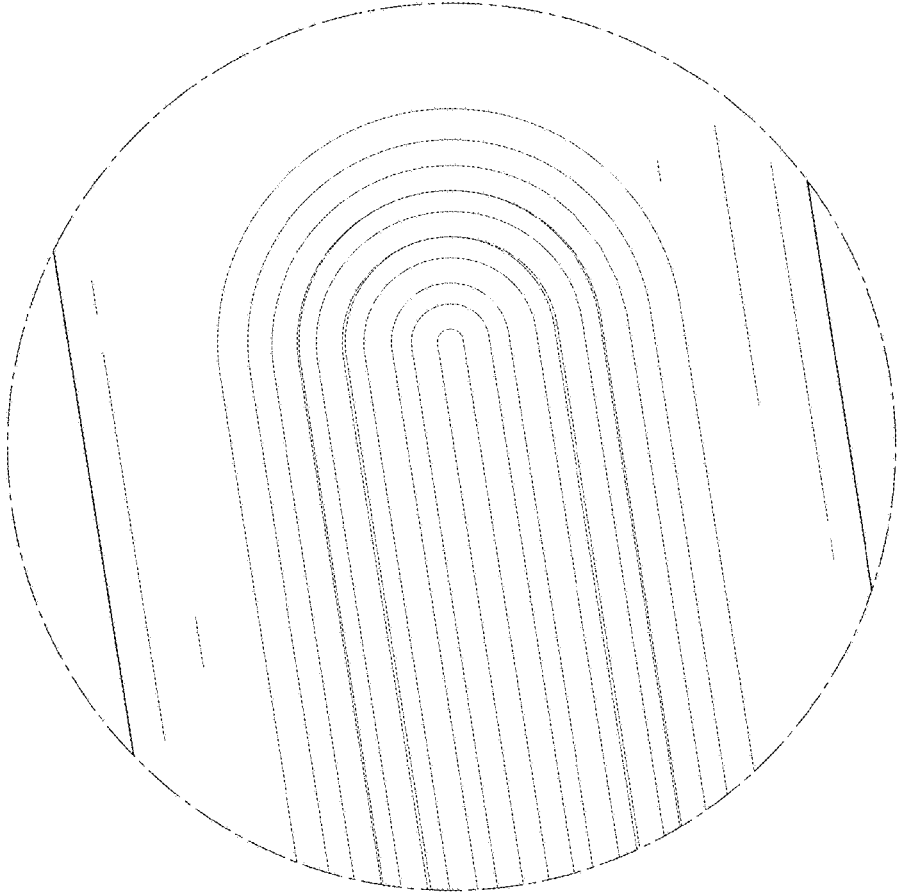


FIG. 14