



US00D624744S

(12) **United States Design Patent**
Yi

(10) **Patent No.:** **US D624,744 S**

(45) **Date of Patent:** **** Oct. 5, 2010**

(54) **SHOE UPPER**

(75) Inventor: **Lisa Yi**, Los Angeles, CA (US)

(73) Assignee: **SKECHERS U.S.A., Inc. II**, Manhattan Beach, CA (US)

(**) Term: **14 Years**

(21) Appl. No.: **29/367,218**

(22) Filed: **Aug. 4, 2010**

(51) **LOC (9) Cl.** **02-99**

(52) **U.S. Cl.** **D2/969**

(58) **Field of Classification Search** D2/896,
D2/902, 906-908, 943, 944, 969, 972-974;
36/45-49, 50.1, 77 M, 77 R, 83, 88, 113,
36/114, 126-131

See application file for complete search history.

(56) **References Cited**

U.S. PATENT DOCUMENTS

D427,760 S *	7/2000	Holmes	D2/972
D444,623 S	7/2001	Wilson		
D467,720 S *	12/2002	Patt	D2/972
D521,227 S	5/2006	Mermet		
D522,225 S	6/2006	Holmes		
D523,623 S	6/2006	Mermet		
D527,887 S	9/2006	Chen		
D528,764 S	9/2006	Clancey		
D535,095 S *	1/2007	Sung	D2/972
D541,518 S *	5/2007	Rasmussen	D2/972
D543,347 S	5/2007	Holmes		
D546,538 S *	7/2007	Mayden	D2/972
D574,590 S	8/2008	Maejima		

D583,132 S	12/2008	Polegato Moretti	
D588,342 S	3/2009	Graber	
D594,214 S *	6/2009	Matis et al. D2/969
D595,484 S *	7/2009	Purdom et al. D2/907
D595,498 S *	7/2009	Dolan D2/972
D595,499 S *	7/2009	Dekovic D2/972
D598,186 S *	8/2009	Lamont D2/969
D602,684 S *	10/2009	Henderson D2/972
D605,844 S	12/2009	McMillan	
D607,196 S	1/2010	McMillan	
D609,444 S	2/2010	Zhu	

* cited by examiner

Primary Examiner—Dominic Simone

(74) *Attorney, Agent, or Firm*—Marshall A. Lerner; Marvin H. Kleinberg; Kleinberg & Lerner, LLP

(57) **CLAIM**

The ornamental design for a shoe upper, as shown and described.

DESCRIPTION

FIG. 1 is a perspective view of a shoe upper in accordance with my new design.

FIG. 2 is a left side view thereof;

FIG. 3 is a right side view thereof;

FIG. 4 is a top plan view thereof;

FIG. 5 is a rear elevation view thereof; and,

FIG. 6 is a front elevation view thereof.

Broken lines in the figures are for illustrative purposes only and form no part of the claimed invention.

1 Claim, 5 Drawing Sheets

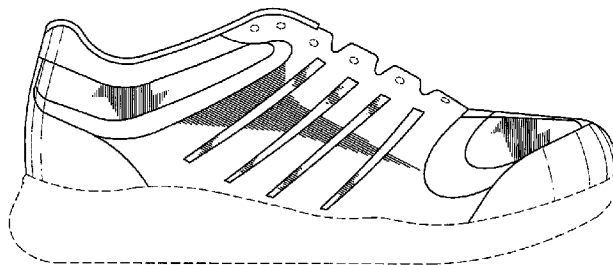



FIG. 1

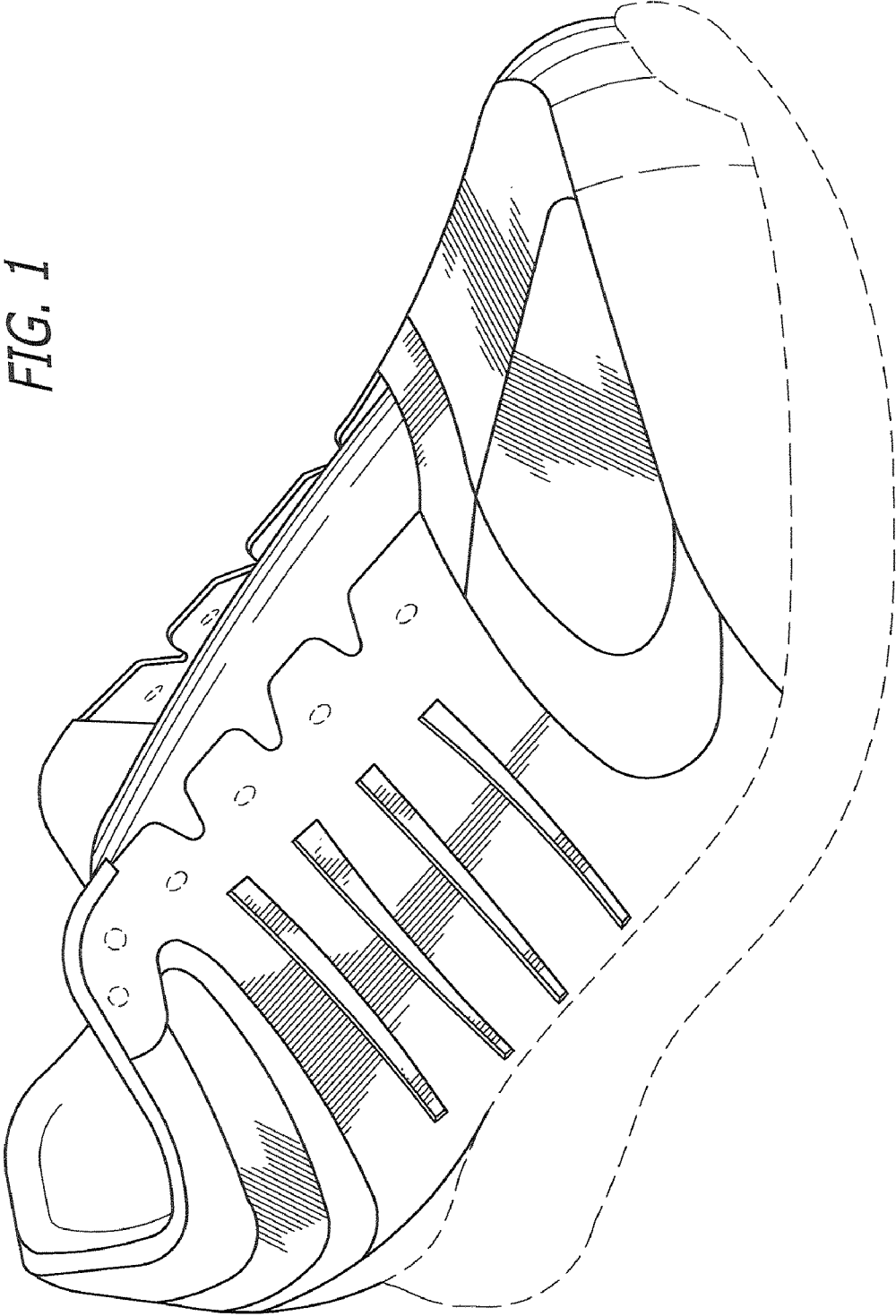


FIG. 2

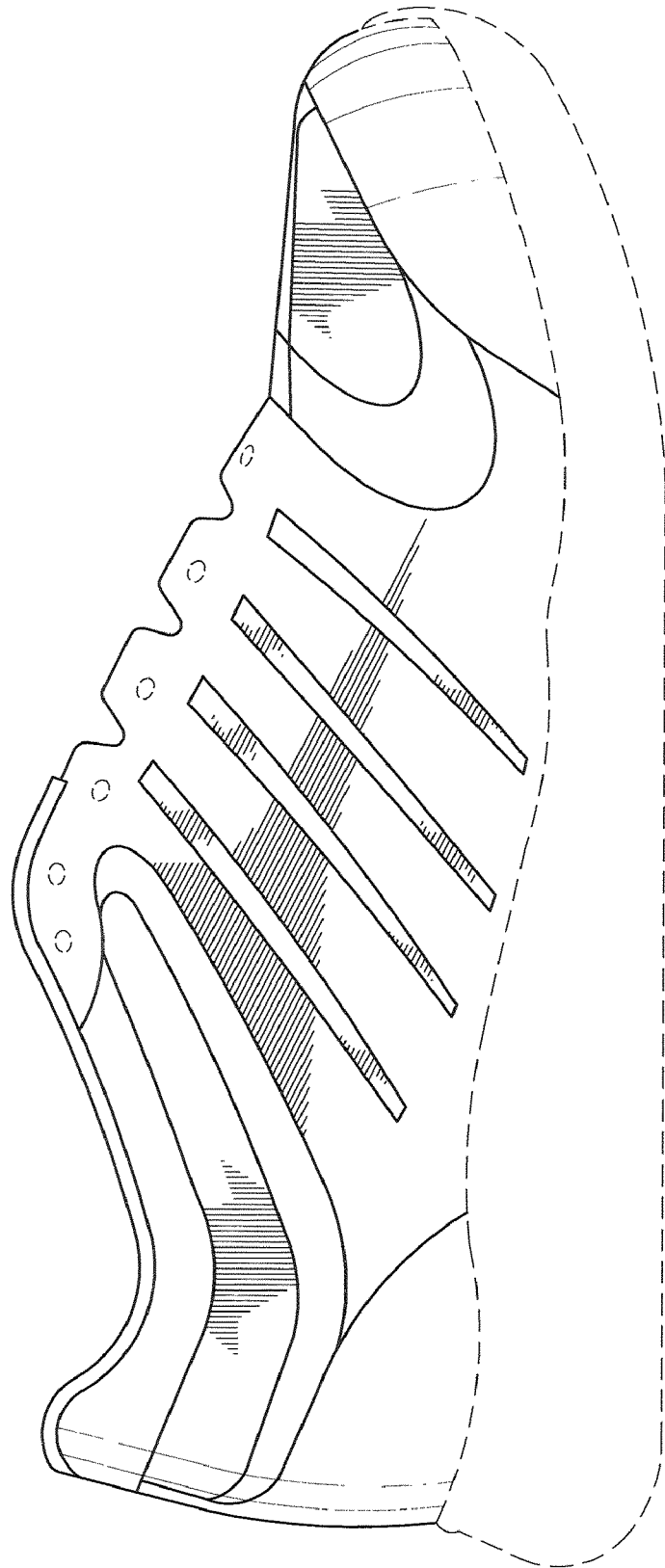
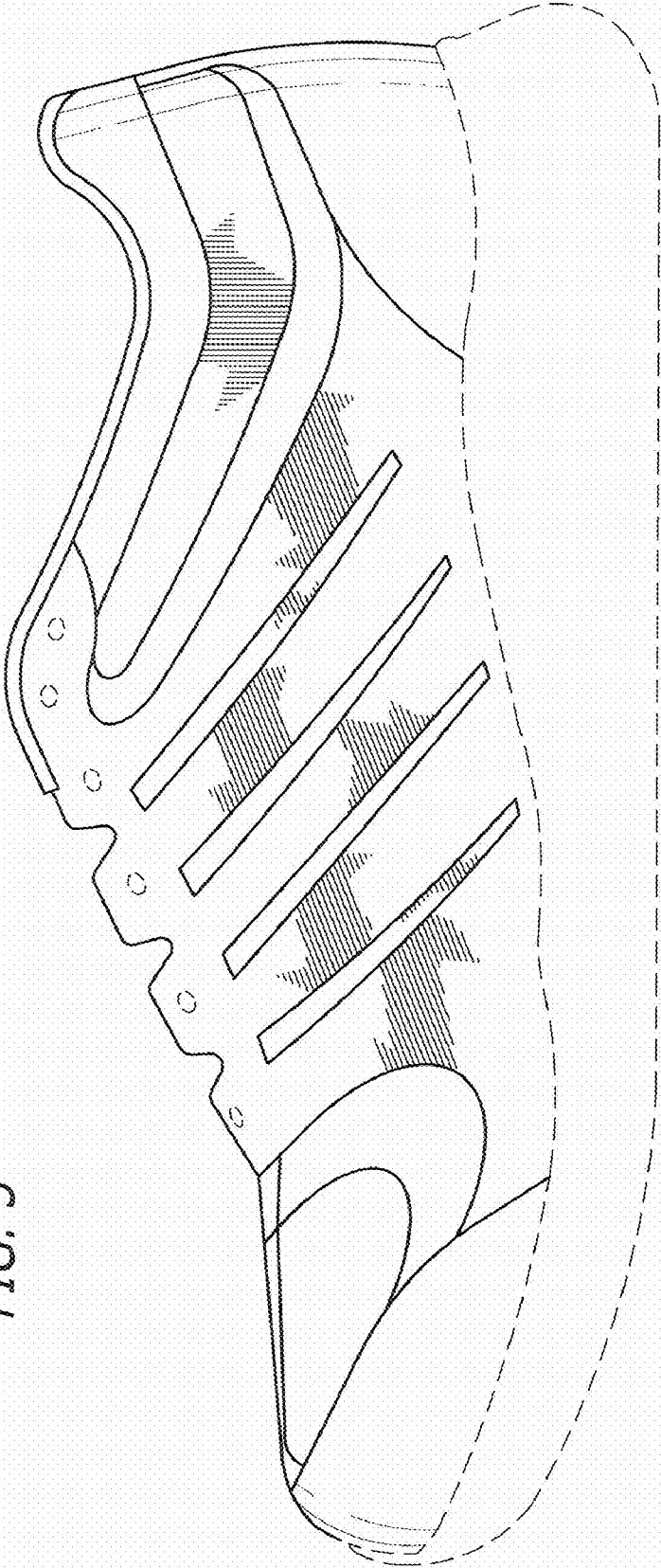


FIG. 3



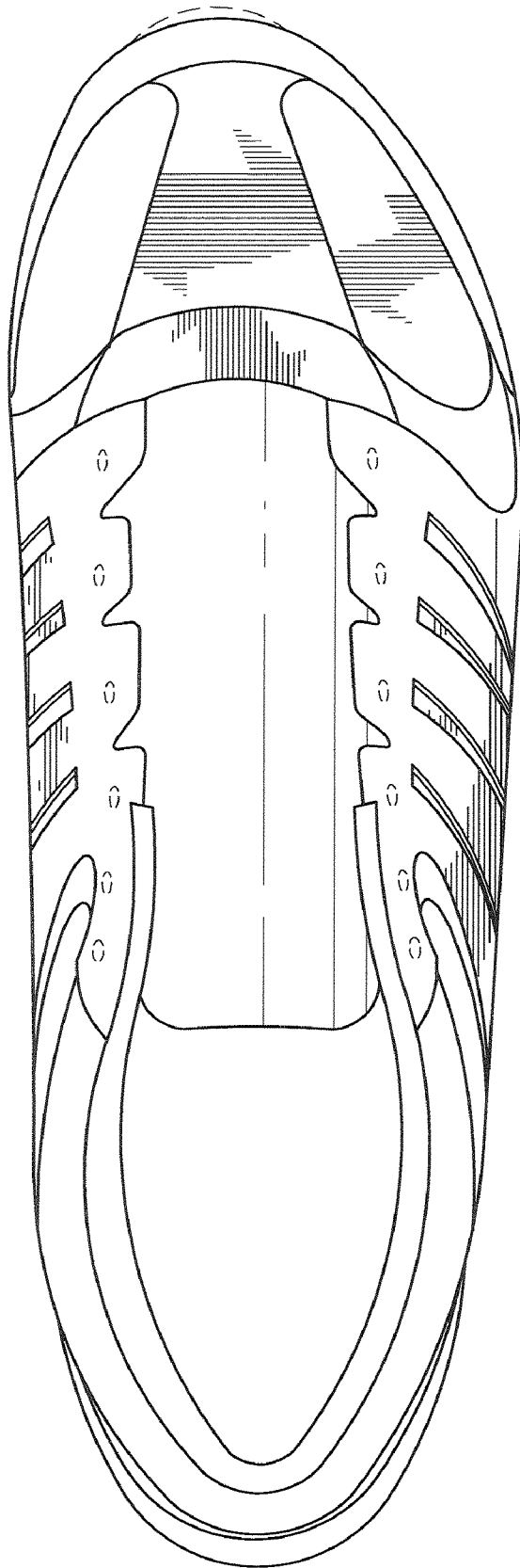


FIG. 4

FIG. 6

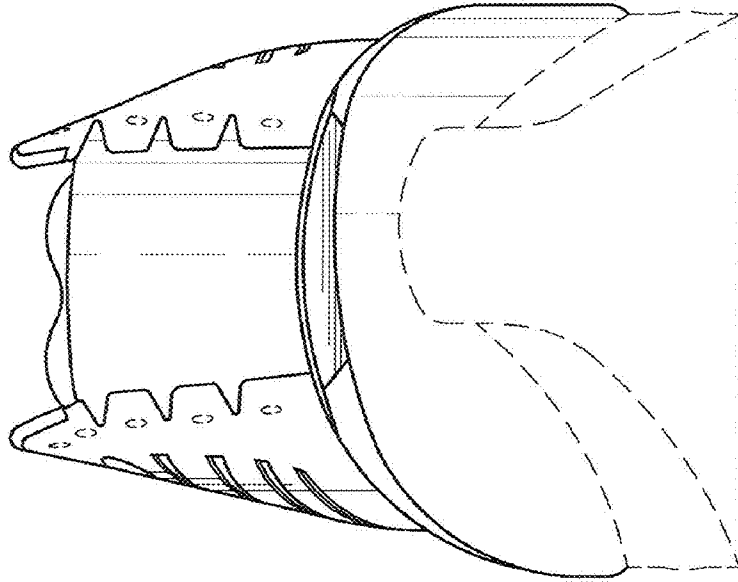


FIG. 5

