

(12) STANDARD PATENT
(19) AUSTRALIAN PATENT OFFICE

(11) Application No. **AU 2006235297 B2**

(54) Title
Temporary ENUM gateway

(51) International Patent Classification(s)
H04M 7/00 (2006.01)

(21) Application No: **2006235297** (22) Date of Filing: **2006.04.10**

(87) WIPO No: **WO06/110620**

(30) Priority Data

(31) Number	(32) Date	(33) Country
60/670,279	2005.04.12	US

(43) Publication Date: **2006.10.19**

(44) Accepted Journal Date: **2010.05.27**

(71) Applicant(s)
Telecommunication Systems, Inc.

(72) Inventor(s)
Mitchell, Don

(74) Agent / Attorney
Phillips Ormonde Fitzpatrick, 367 Collins Street, Melbourne, VIC, 3000

(56) Related Art
US 5 937 344
US 6 865 266

(19) World Intellectual Property Organization
International Bureau



(43) International Publication Date
19 October 2006 (19.10.2006)

PCT

(10) International Publication Number
WO 2006/110620 A3

(51) International Patent Classification:
H04M 7/00 (2006.01)

(21) International Application Number:
PCT/US2006/013233

(22) International Filing Date: 10 April 2006 (10.04.2006)

(25) Filing Language: English

(26) Publication Language: English

(30) Priority Data:
60/670,279 12 April 2005 (12.04.2005) US

(71) Applicant (for all designated States except US):
TELECOMMUNICATION SYSTEMS, INC. [US/US];
275 West Street, Suite 400, Annapolis, Maryland 21401 (US).

(72) Inventor: MITCHELL, Don; 16220 SE 9th Street, Bellevue, Washington 98008 (US).

(74) Agent: BOLLMAN, William; MANELLI DENISON & SELTER PLLC, 2000 M Street, NW, 7th Floor, Washington, DC 20036-3307 (US).

(81) Designated States (unless otherwise indicated, for every kind of national protection available): AE, AG, AL, AM, AT, AU, AZ, BA, BB, BG, BR, BW, BY, BZ, CA, CH, CN, CO, CR, CU, CZ, DE, DK, DM, DZ, EC, EE, EG, ES, FI, GB, GD, GE, GH, GM, HR, HU, ID, IL, IN, IS, JP, KE,

KG, KM, KN, KP, KR, KZ, LC, LK, LR, LS, LT, LU, LV, LY, MA, MD, MG, MK, MN, MW, MX, MZ, NA, NG, NI, NO, NZ, OM, PG, PH, PL, PT, RO, RU, SC, SD, SE, SG, SK, SL, SM, SY, TJ, TM, TN, TR, TT, TZ, UA, UG, US, UZ, VC, VN, YU, ZA, ZM, ZW.

(84) Designated States (unless otherwise indicated, for every kind of regional protection available): ARIPO (BW, GH, GM, KE, LS, MW, MZ, NA, SD, SL, SZ, TZ, UG, ZM, ZW), Eurasian (AM, AZ, BY, KG, KZ, MD, RU, TJ, TM), European (AT, BE, BG, CH, CY, CZ, DE, DK, EE, ES, FI, FR, GB, GR, HU, IE, IS, IT, LT, LU, LV, MC, NL, PL, PT, RO, SE, SI, SK, TR), OAPI (BF, BJ, CF, CG, CI, CM, GA, GN, GQ, GW, ML, MR, NE, SN, TD, TG).

Published:

- with international search report
- before the expiration of the time limit for amending the claims and to be republished in the event of receipt of amendments

(88) Date of publication of the international search report:
19 July 2007

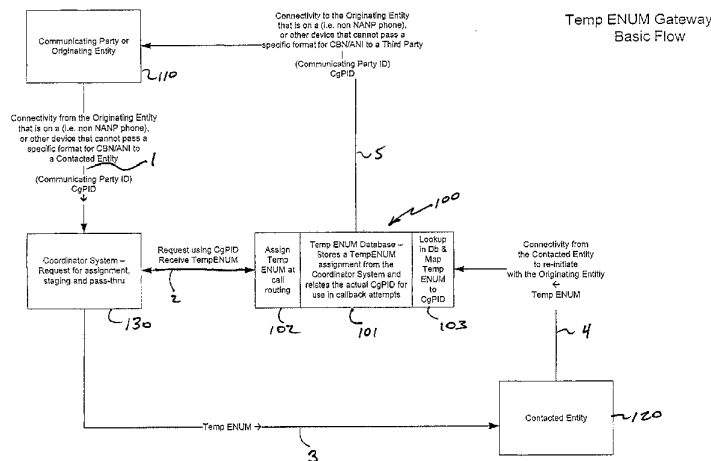
(15) Information about Correction:

Previous Correction:

see PCT Gazette No. 02/2007 of 11 January 2007

For two-letter codes and other abbreviations, refer to the "Guidance Notes on Codes and Abbreviations" appearing at the beginning of each regular issue of the PCT Gazette.

(54) Title: TEMPORARY ENUM GATEWAY



(57) Abstract: A temporary ENUM architecture assigns a temporary ENUM at call time. For an originated communication requiring routing to a party which needs a particular callback format not supported, the TempENUM provides consistency with the specific format required by the receiving party. The TempENUM is assigned for the duration of the call or communication, or for a given amount of time thereafter. The TempENUM service gateway includes a TempENUM database, a module that assigns a suitable TempENUM at the time of call routing, and a module that handles a lookup in the TempENUM database, and maps the assigned TempENUM to a calling party identifier (CgPID). The TempENUM database stores a TempENUM from a coordinator system and relates the actual calling party identifier (CgPID) for use in callback attempts. Either during the initial call or communication, or shortly thereafter, the receiving party uses the TempENUM number to return communication the initial caller.

WO 2006/110620 A3

TEMPORARY ENUM GATEWAY

The present application claims priority from U.S. Provisional Application No. 60/670,279, entitled "Temporary ENUM Gateway", filed April 12, 5 2005, to Mitchell, the entirety of which is expressly incorporated herein by reference.

BACKGROUND OF THE INVENTION

1. Field of the Invention

10 This invention relates generally to wireless devices and voice over Internet Protocol (VoIP) technologies. More particularly, it relates to ENUM services.

2. Background of the Related Art

15 Electronic numbering (ENUM) services have been called implementation of a 'phone number for life'. Just like a social security number follows a person for life, ENUM envisions use of a single simple telephone number to access a person over any applicable medium (e.g., telephone network, FAX, Internet, etc.) Thus, as currently envisioned, electronic numbering 20 (ENUM) services give subscribers a single telephone number that can be used to access any of their communications services or devices via an Internet Protocol (IP) network, e.g., voice, fax, email, short message service (SMS), etc.

For use in the Internet world, ENUM is a protocol for mapping a telephone number to a Uniform Resource Identifier (URI) which can be used to 25 contact a resource associated with that number. ENUM in this scenario therefore gives access to a wide range of a person's (communication) identifiers by looking up a specific domain associated with that person's telephone number.

In operation, an ENUM service receives a dialed (or addressed) phone number, and uses a mathematical formula and lookup table(s) to resolve it 30 to an Internet Uniform Resource Identifier (URI) for the subscriber's ENUM Naming Authority Pointer (NAPTR) record, a repository of communications

access information. The service then routes the call or communication to a service provider based on the type of request, e.g., voice, fax, email, etc., and any preferences established by the subscriber.

Thus, VoIP service providers and IP network managers can avoid
5 the costs and any applicable regulatory hassles associated with having to assign public switched telephone network (PSTN) numbers and use PSTN networks to route calls when both parties are using voice over Internet Protocol (VoIP).

For VoIP users, ENUM makes IP communications easier and ultimately less expensive. It gives subscribers control of the way that they're
10 contacted by providing them with customized configuration of their own NAPTR, e.g., using a simple web interface. Others can contact a subscriber even when they don't know where the person is or how they want to be contacted, simply using their ENUM. With ENUM, users can dial Internet-based communications services even from numeric-only devices, including non-IP mobile and wireline
15 phones.

ENUM technology in general helps ease the transition from circuit-switched to voice over Internet protocol (VoIP) communications. However, there are particular problems using ENUM services with respect to international callers. For example, an international caller using ENUM services in the US might dial 9-
20 1-1. However, conventional ENUM services cannot successfully deliver a full callback phone number of the international caller to a 9-1-1 answering agency such as a public safety answering point (PSAP). This is because of restrictions caused by the North American Numbering Plan (NANP). In particular, the NANP requires use of 10-digit fields to transmit information. In this type case, an
25 originator of communication (voice, text or video) cannot pass the required re-contact information to the end point because the international caller's number may not fit within the confines of the NANP 10-digit information field.

There is a need for a suitable method and apparatus for reliably providing callback number information for all callers from all sources within an
30 electronic numbering (ENUM) architecture.

SUMMARY OF THE INVENTION

2006235297 16 Apr 2010
5 In accordance with the principles of the present invention, an electronic numbering (ENUM) gateway comprises an ENUM receiving module to receive a call directed to an ENUM receiving entity and associated with caller identity information, and to determine if said received caller identity information is in non-conformance with an ENUM numbering scheme; a temporary ENUM database associating a temporary conforming ENUM with said non-ENUM conforming caller identity information; a module to assign [a] said temporary conforming ENUM at a time of routing of a given communication, said temporary conforming ENUM being an entry in said temporary
10 ENUM database; and a module to lookup in said temporary conforming ENUM in said temporary ENUM database and retrieve said associated caller identity information.

15 A method of temporarily associating an electronic number (ENUM) to a given communication for a short period of time contemporaneous with transmission of said given communication, comprising: receiving a call directed to an ENUM receiving entity and associated with caller identity information; determining if said caller identity information is in non-conformance with an ENUM numbering scheme; receiving a request for a temporary conforming ENUM relating to a given communication, said temporary conforming ENUM conforming to a format for calling party identity
20 information as required by a called party; associating a temporary conforming ENUM with said non-ENUM conforming caller identity information and storing said associated temporary conforming ENUM as an entry in a temporary ENUM database.

BRIEF DESCRIPTION OF THE DRAWINGS

25 Fig 1 shows exemplary basic message flow relating to a Temp ENUM Gateway, in accordance with the principles of the present invention.

Fig 2 shows exemplary message flow relating to a temporary ENUM service gateway in use with a roadside assistance/emergency relay center, in accordance with the principles of the present invention.

30 Fig 3 shows exemplary message flow relating to a temporary ENUM service gateway in use with Instant Messaging services, in accordance with the principles of the present invention.

3a

Fig 4 shows exemplary message flow relating to a temporary ENUM service gateway in use with Peer-To-Peer voice provider services, in accordance with the principles of the present invention.

Fig. 5 shows exemplary message flow relating to a temporary ENUM service gateway in use with wireless E9-1-1 services, in accordance with the principles of the present invention.

5 **DETAILED DESCRIPTION OF ILLUSTRATIVE EMBODIMENTS**

Current electronic numbering (ENUM) technology requires the user to apply for a permanent DNS assigned 10-digit North American Numbering Plan (NANP) number in the US. The present invention provides a temporary ENUM, or "TempENUM", architecture that assigns a temporary ENUM number at call
10 time. The ENUM number in the disclosed embodiments is assigned substantially only for the duration of the call or communication.

For an originated communication requiring routing to a party which needs a particular callback format not supported, e.g., by the originator, a TempENUM service in accordance with the principles of the present invention
15 assigns a callback identifier (ID) in a format consistent with that required by the receiving party.

Fig. 1 shows exemplary basic message flow relating to a Temp ENUM Gateway, in accordance with the principles of the present invention.

In particular, Fig. 1 shows a communicating party or originating
20 entity **110** that places a call to a contacted entity or receiving party **120**. The call is processed through an appropriate gateway provisioned to be a coordinator system **130**.

Importantly, a temporary ENUM (TempENUM) service gateway **100** is implemented, including a TempENUM database **101**, a module **102** that
25 assigns a suitable TempENUM at the time of call routing, and a module **103** that handles a lookup in the TempENUM database **101**, and maps the assigned TempENUM to a calling party identifier (CgPID).

The TempENUM database **101** stores a TempENUM assignment from the coordinator system **130** and relates the actual calling party identifier
30 (CgPID) for use in callback attempts.

In step **1** shown in Fig.1, the originating party **110** attempts communication to a receiving party **120** that preferably receives the communication with an identifying ID used for re-contact, but the originating party's communication method is unable to provide that specific ID format.

5 In step **2**, the communication is routed to an appropriate temporary ENUM numbering service, i.e., to the TempENUM service gateway **100**. The temporary ENUM numbering service, or TempENUM service gateway **100**, receives a temporary ID (Temp ENUM) from an appropriate module **102** that assigns a suitable TempENUM at the time of call routing, and routes the call. As
10 shown in Fig. 1, the module **102** is preferably part of a temporary ENUM service.

Importantly, the temporary ID (or TempENUM) is consistent with the specific format required by the receiving party **120**.

In step **3**, the communication is routed to the receiving party **120** with an appropriate Temp ENUM specific to the format requirements of the
15 receiving party **120**.

In step 4, the receiving party **120** communicates with the originating party **110** substantially immediately after termination of a session. The receiving party **120** then uses the received TempENUM number to callback or re-initiate communication with the originating party **110** as required, e.g., within a
20 predetermined time.

The callback communication attempt is directed to the TempENUM service gateway **100**. In the given embodiments, the TempENUM service gateway **100** performs an appropriate authorization process intended to verify validity of the callback communication attempt back to the originating party **110**.
25 Validity may be based upon, e.g., the location of the communication attempt, date and time, etc.

If the re-initiated callback communication attempt is valid and authorized, then the TempENUM service gateway **100** correlates the TempENUM (i.e., temporary identifier) with the actual callback number or other
30 communication identifier of the originating party **110**.

In step 5, the callback communication attempt by the receiving party 120 is completed back to the originating party 110.

5 Fig. 2 shows exemplary message flow relating to a temporary ENUM service gateway in use with a roadside assistance/emergency relay center, in accordance with the principles of the present invention.

10 In particular, Fig. 2 shows interaction between an automobile equipped with a telematics system 210, its servicing telematics operations center 270, a coordinator system gateway 230, and a TempENUM service gateway 100. Otherwise conventional location elements are also accessed, including an emergency services gateway 250, a public safety access point 220, and an automatic location identifier (ALI) database 260.

15 The automobile 210 equipped with a suitable telematics system 210 (e.g., ONSTAR™ from General Motors™, TeleAID™ from Mercedes-Benz™, etc.) attempts to contact a public safety access point (PSAP) 220. In the given embodiment, the PSAP 220 is provided with a callback mechanism to reinitiate contact with the emergency caller 210 should the initial call be accidentally or unintentionally dropped.

20 An emergency relay center (e.g., ONSTAR™ telematics service center) 270 provides service to the automobile 210. The emergency relay center 270 passes an emergency call from the automobile 210 to the appropriate PSAP 220 via an appropriate gateway provisioned as a coordinator system 230. In the disclosed embodiment, the emergency call is passed to the coordinator system 230 together with a calling party identifier (CgPID) such as an agent ID, vehicle ID, etc., together with appropriate X, Y (latitude/longitude) positional information.

25 As described with respect to the basic flow of Fig. 1, the coordinator system 230 initiates a TempENUM request to the TempENUM service gateway 100 including the calling party callback identifier (CgPID). The TempENUM service gateway 100 assigns an appropriate TempENUM, which it passes back to the coordinator system 230.

30 Location of the automobile 210 is provided through the use of an emergency services routing number (ESRN) and emergency services query key (ESQK) (e.g., in a voice over Internet Protocol (VoIP) network). An emergency services gateway (ESGW) 250 receives the ESRN and ESQK from

the coordinator system 230, and selects the PSAP trunk using the ESRN and then passes ESQK on to that same PSAP 220 (if in a VoIP network).

5 The PSAP 220 queries an automatic location identifier (ALI) database 260 for the location of the emergency caller 210. The ALI database 260 is updated with location information using an ESQK request to the coordinator system 230. The coordinator system 230 responds to the PSAP 220 (via the ALI database 260) with current location information relating to the automobile 210, and the assigned TempENUM relating to the relevant emergency call.

10 Finally, as necessary (or desired), the receiving party (in this case the PSAP 220) attempts a callback communication to the originating party (in this case the automobile 210). This callback attempt is directed towards the TempENUM service gateway 100. The TempENUM service gateway 100 performs a lookup in the TempENUM database , and maps the provided TempENUM to the temporarily stored calling party identifier associated with
15 that TempENUM.

The callback communications routed using the retrieved calling party identifier, which in this case directs the callback communication to the emergency relay center 270, which in turn passes the callback communication to the automobile 210.

20 Fig. 3 shows exemplary message flow relating to a temporary ENUM service gateway in use with Instant Messaging services, in accordance with the principles of the present invention.

In particular, Fig. 3 shows interaction between an instant messaging user 310, their servicing emergency services instant messaging (ESIM) user instance(s) 370, a coordinator system gateway 330, and a TempENUM service gateway 100. Otherwise conventional location elements are also accessed, including an emergency services gateway 250, a public safety access point 220, and an automatic location identifier (ALI) database 260. In the disclosed embodiment, the PSAP 220 is able to access relevant text and/or video from
30 the instant messaging user 310 via an appropriate web portal 360.

The instant messaging user 310 sends an instant message with text, video or voice to an appropriate PSAP 220. In the given embodiment, the PSAP 220 is provided with a callback mechanism to reply to the instant messaging user 310.

Upon messaging, a relevant user instance (text, video or voice) is established in an appropriate emergency services instant messaging (ESIM) gateway 370. The text, video or voice instant message sent by the instant messaging user 310, or to the instant messaging user 310 from a suitable Internet host (e.g., a web portal 360), is also established in the emergency services instant messaging (ESIM) gateway 370.

The ESIM gateway 370 passes the instant message from the instant messaging user 310 to the appropriate PSAP 220 via an appropriate gateway provisioned as a coordinator system 330. In the disclosed embodiment, the emergency instant message is passed to the coordinator system 330 using a SIP INVITE command, together with a calling party identifier (CgPID) with LO.

As described with respect to the basic flow of Fig. 1, the coordinator system 330 initiates a TempENUM request to the TempENUM service gateway 100 including the calling party callback identifier (CgPID). The TempENUM service gateway 100 assigns an appropriate TempENUM, which it passes back to the coordinator system 330.

Location of the messaging user 310 is provided through the use of an emergency services router number (ESRN) and emergency services query key (ESQK) (e.g., over the Internet). An emergency services gateway (ESGW) 250 receives the ESRN and ESQK from the coordinator system 330, and passes the ESQK on to the PSAP 220 (if over the Internet).

The PSAP **220** queries an automatic location identifier (ALI) database **260** for the location of the emergency calling instant messaging user **310**. The ALI database **260** is updated with location information using an ESQK request to the coordinator system **330**. The coordinator system **330** responds to the PSAP **220** (via the ALI database **260**) with current location information relating to the instant messaging user **310**, and the assigned TempENUM relating to the relevant emergency instant message.

Finally, as necessary (or desired), the receiving party (in this case the PSAP **220**) attempts a callback communication to the originating party (in this case a return instant message to the instant messaging user **310**). This return instant message is directed towards the TempENUM service gateway **100**. The TempENUM service gateway **100** performs a lookup in the TempENUM database, and maps the provided TempENUM to the temporarily stored calling party identifier (in this case an instant messaging user identifier) associated with that TempENUM.

The return communication is routed using the retrieved calling party identifier, which in this case directs the return instant message to the emergency services instant messaging (ESIM) user instance(s) **370**, and in turn passes the return instant message to the instant messaging user **310**.

Fig. 4 shows exemplary message flow relating to a temporary ENUM service gateway in use with Peer-To-Peer voice provider services, in accordance with the principles of the present invention.

In particular, Fig. 4 shows interaction between a personal computer (PC) based VoIP application (e.g., Skype™) user **410**, their servicing emergency services Skype™ (ESS) gateway including user instance(s) **470**, a coordinator system gateway **430**, and a TempENUM service gateway **100**. Otherwise conventional location elements are also accessed, including an emergency services gateway **250**, a public safety access point **220**, and an automatic location identifier (ALI) database **260**.

The PC based VoIP application user **410** attempts to call via the Internet an appropriate PSAP **220**. In the given embodiment, the PSAP **220** is

provided with a callback mechanism to reply to the PC based VoIP application user **410**.

Upon initiation of a VoIP call, a relevant user instance (IN, OUT and NORM) is established in the PC hosting the VoIP application, as well as in an appropriate Emergency Services Skype (ESS) gateway **470**.

The ESS gateway **470** passes the VoIP call from the Skype™ user **410** to the appropriate PSAP **220** via an appropriate gateway provisioned as a coordinator system **430**. In the disclosed embodiment, the emergency VoIP call is passed to the coordinator system **430** using a SIP INVITE command, together with a calling party identifier (CgPID) with LO. Note that Skype™ users pass their North American Numbering Plan (NANP) calling party number (CgPN) to the coordinator system **430**.

As described with respect to the basic flow of Fig. 1, the coordinator system **430** initiates a TempENUM request to the TempENUM service gateway **100** including the calling party callback identifier (CgPID). The TempENUM service gateway **100** assigns an appropriate TempENUM, which it passes back to the coordinator system **430**.

Location of the PC based VoIP application user **410** is provided through the use of an emergency services routing number (ESRN) (e.g., in a switched network) or emergency services query key (ESQK) (e.g., over the Internet). An emergency services gateway (ESGW) **250** receives the ESRN (or ESQK) from the coordinator system **330**, and either passes the ESQK on to the PSAP **220** (if over the Internet), or preferably converts the ESRN to an ESQK for passage to the PSAP **220** (in a switched network).

The PSAP **220** queries an automatic location identifier (ALI) database **260** for the location of the emergency calling PC based VoIP application user **410**. The ALI database **260** is updated with location information using an ESQK request to the coordinator system **430**. The coordinator system **430** responds to the PSAP **220** (via the ALI database **260**) with current location information relating to the PC based VoIP application user **410**, and the assigned TempENUM relating to the relevant emergency VoIP call.

Finally, as necessary (or desired), the receiving party (in this case the PSAP **220**) attempts a callback call to the originating party (in this case PC based VoIP application user **410**). This callback call is directed towards the TempENUM service gateway **100**. The TempENUM service gateway **100** performs a lookup in the TempENUM database, and maps the provided TempENUM to the temporarily stored calling party identifier associated with that TempENUM.

The return communication is routed using the retrieved calling party identifier, which in this case directs the return call to the emergency services instant messaging (ESIM) user instance(s) **370**, and in turn to the PC based VoIP application user **410**.

Fig. 5 shows exemplary message flow relating to a temporary ENUM service gateway in use with wireless E9-1-1 services, in accordance with the principles of the present invention.

In particular, Fig. 5 shows interaction between an international wireless caller **510** (e.g., a caller with a callback number that is larger or otherwise non-conforming to NANP 10-digit format), a servicing mobile switching center (MSC) **580**, a coordinator system gateway **530**, and a TempENUM service gateway **100**. Otherwise conventional location elements are also accessed, including a public safety access point **220**, and an automatic location identifier (ALI) database **260**.

The international wireless caller **510** attempts to contact the appropriate public safety access point (PSAP) **220**. In the given embodiment, the PSAP **220** is provided with a callback mechanism to re-initiate contact with the international wireless caller **510** as necessary or desired (e.g., should the initial call be accidentally or unintentionally dropped).

The mobile switching center (MSC) **580** provides service to the international wireless caller **510**. The MSC **580** passes an emergency call from the international wireless caller **510** to the appropriate PSAP **220** via an appropriate gateway provisioned as a coordinator system **530**. In the disclosed embodiment, the emergency call is passed from the MSC **580** to the coordinator

system **530** together with a calling party identifier (CgPID) such as a mobile directory number (MDN), together with appropriate X, Y (latitude/longitude) positional information.

As described with respect to the basic flow of Fig. 1, the coordinator system **530** initiates a TempENUM request to the TempENUM service gateway **100** including the calling party callback identifier (CgPID). The TempENUM service gateway **100** assigns an appropriate TempENUM, which it passes back to the coordinator system **530**.

Location of the international wireless caller **510** is provided through the use of an emergency services query key (ESQK). The coordinator system **530** requests assignment of the TempENUM from the TempENUM services gateway **100**, and then passes the emergency call through to the PSAP **220** indicated by a query to the ALI database **260**. The ALI database **260** provides the appropriate emergency services routing key (ESRK) to the PSAP **220**.

The ALI database **260** is updated with location information using an ESQK request to the coordinator system **530**. The coordinator system **530** responds to the PSAP **220** (via the ALI database **260**) with current location information relating to the international wireless caller **510**, and the assigned TempENUM relating to the relevant emergency call.

Finally, as necessary (or desired), the receiving party (in this case the PSAP **220**) attempts a callback communication to the originating party (in this case the wireless international caller **510**). This callback attempt is directed towards the TempENUM service gateway **100**. The TempENUM service gateway **100** performs a lookup in the TempENUM database, and maps the provided TempENUM to the temporarily stored calling party identifier associated with that TempENUM.

The callback communications are routed using the retrieved calling party identifier, which in this case means that the callback communication is directed to the MSC **580** servicing the international wireless caller **510**, and ultimately to the international wireless caller **510**.

The present invention has particular applicability in the wireless E9-1-1 market, including any US GSM carrier that supports PCS frequencies used by foreign markets. Other applications include roadside assistance/emergency relay centers, instant messaging providers, and peer-to-peer voice providers.

5 There is also particular applicability with VoIP operators, particularly VoIP operators that support Mobile/Nomadic International subscribers, VoIP operators wishing to market International numbers for North American subscribers, and VoIP operators with subscribers that don't want to sign up in the ENUM directory.

10 While the invention has been described with reference to the exemplary embodiments thereof, those skilled in the art will be able to make various modifications to the described embodiments of the invention without departing from the true spirit and scope of the invention.

THE CLAIMS DEFINING THE INVENTION ARE AS FOLLOWS:

- 2006235297 16 Apr 2010
- 5
- 10
- 15
- 20
- 25
- 30
1. An electronic numbering (ENUM) gateway, comprising:
 - an ENUM receiving module to receive a call directed to an ENUM receiving entity and associated with caller identity information, and to determine if said received caller identity information is in non-conformance with an ENUM numbering scheme;
 - a temporary ENUM database associating a temporary conforming ENUM with said non-ENUM conforming caller identity information;
 - a module to assign said temporary conforming ENUM at a time of routing of a given communication, said temporary conforming ENUM being an entry in said temporary ENUM database; and
 - a module to lookup in said temporary conforming ENUM in said temporary ENUM database and retrieve said associated caller identity information.
 2. The electronic numbering (ENUM) gateway according to claim 1, wherein:
 - said entry in said temporary ENUM database is a temporary entry that expires after a given amount of time after termination of said given communication.
 3. The electronic numbering (ENUM) gateway according to claim 1, wherein said caller identity information comprises:
 - a phone number of a user initiating said given communication.
 4. The electronic numbering (ENUM) gateway according to claim 3, wherein:
 - said phone number does not conform to a 10-digit North American Numbering Plan phone number.
 5. The electronic numbering (ENUM) gateway according to claim 1, wherein said caller identity information comprises:
 - an email address of a user initiating said given communication.
 6. The electronic numbering (ENUM) gateway according to claim 1, wherein said caller identity information comprises:
 - an instant messaging address of a user initiating said given communication.

7. The electronic numbering (ENUM) gateway according to claim 1, wherein said caller identity information comprises:
a vehicle ID.

5 8. The electronic numbering (ENUM) gateway according to claim 1, wherein said caller identity information comprises:
a mobile directory number (MDN).

10 9. The electronic numbering (ENUM) gateway according to claim 1 wherein:
said temporary conforming ENUM conforms to 10-digit North American Numbering Plan requirements.

10. The electronic numbering (ENUM) gateway according to claim 1, wherein:
said given communication is an instant message.

15 11. The electronic numbering (ENUM) gateway according to claim 1, wherein:
said given communication is a phone call.

20 12. The electronic numbering (ENUM) gateway according to claim 11, wherein:
said phone call is a voice over Internet Protocol (VOIP) phone call.

13. A method of temporarily associating an electronic number (ENUM) to a given communication for a short period of time contemporaneous with transmission of said given communication, comprising:

25 receiving a call directed to an ENUM receiving entity and associated with caller identity information;

determining if said caller identity information is in non-conformance with an ENUM numbering scheme;

30 receiving a request for a temporary conforming ENUM relating to a given communication, said temporary conforming ENUM conforming to a format for calling party identity information as required by a called party;

associating a temporary conforming ENUM with said non-ENUM conforming caller identity information and

storing said associated temporary conforming ENUM as an entry in a temporary ENUM database.

5 14. The method of temporarily associating an electronic number (ENUM) to a given communication for a short period of time contemporaneous with transmission of said given communication according to claim 13, further comprising:

receiving a request to lookup a given temporary conforming ENUM; and

10 retrieving from said temporary ENUM database said given temporary conforming ENUM associated with said non-conforming call identity information.

15 15. The method of temporarily associating an electronic number (ENUM) to a given communication for short period of time contemporaneous with transmission of said given communication according to claim 13, further comprising:

routing a return communication from sad called party back to said caller.

20 16. The method of temporarily associating an electronic number (ENUM) to a given communication for a short period of time contemporaneous with transmission of said given communication according to claim 13, wherein:

said temporary conforming ENUM conforms to 10-digit North American Numbering Plan requirements.

25 17. The method of temporarily associating an electronic number (ENUM) to a given communication for a short period of time contemporaneous with transmission of said given communication according to claim 13, wherein said calling party information includes:

a phone number.

30 18. The method of temporarily associating an electronic number (ENUM) to a given communication for a short period of time contemporaneous with transmission of said given communication according to claim 13, wherein said calling party information includes:

an instant message IP address.

2006235297 16 Apr 2010

5

19. The method of temporarily associating an electronic number (ENUM) to a given communication for a short period of time contemporaneous with transmission of said given communication according to claim 13, wherein said calling party information includes:

a mobile directory number (MDN).

20. The method of temporarily associating an electronic number (ENUM) to a given communication for a short period of time contemporaneous with transmission of said given communication according to claim 13, wherein said calling party information includes:

an email address.

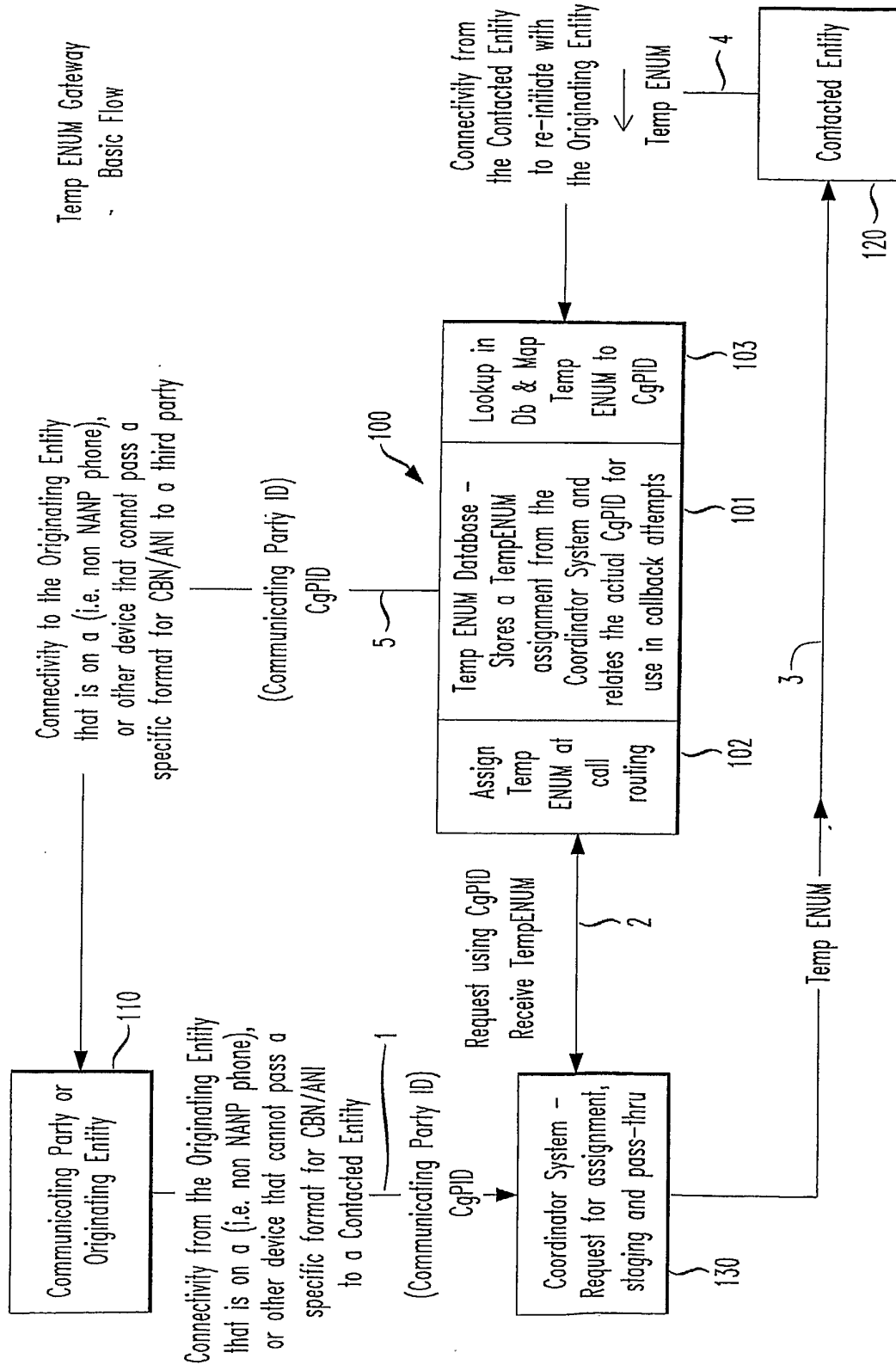


FIG. 1

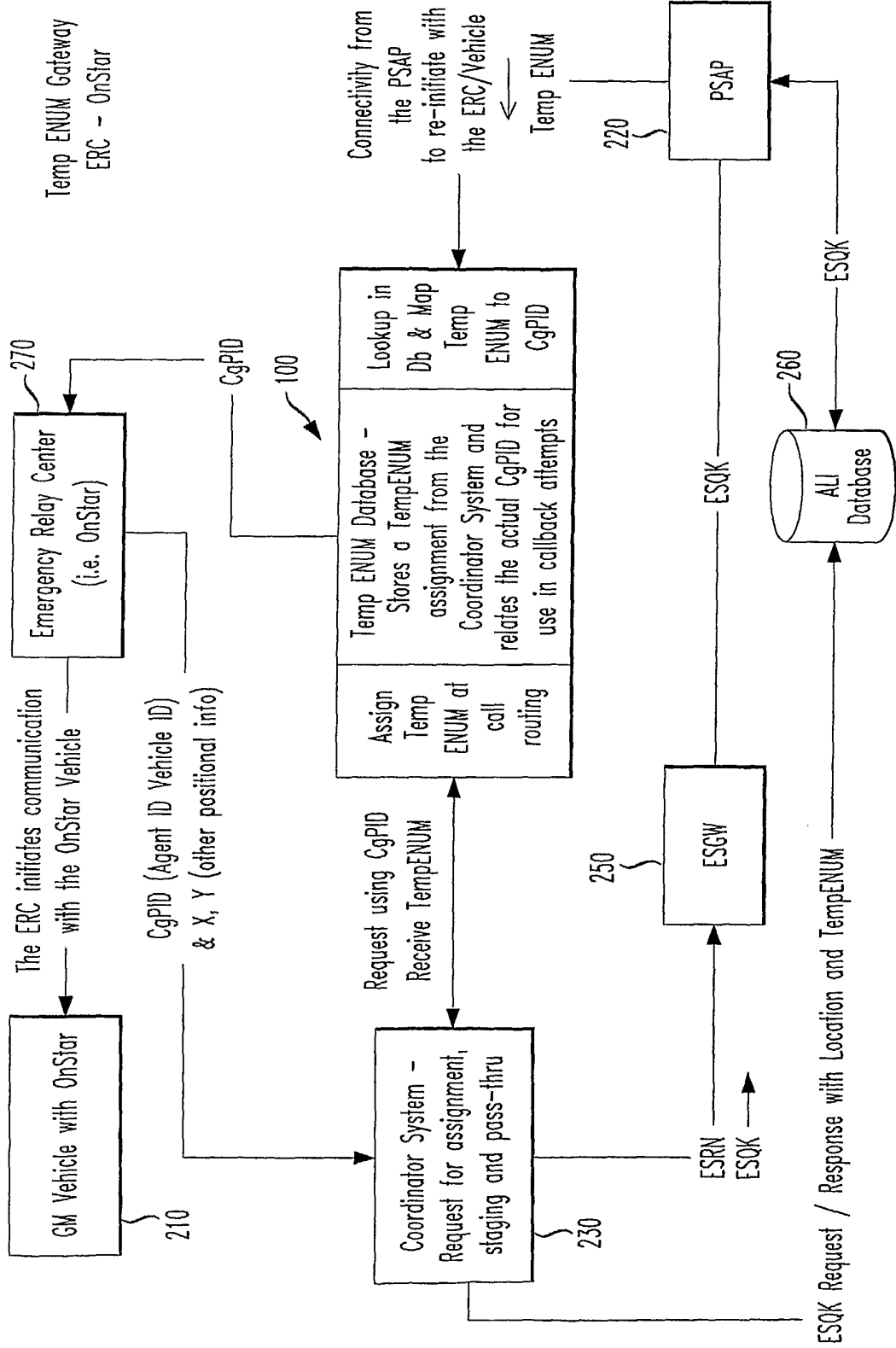


FIG. 2

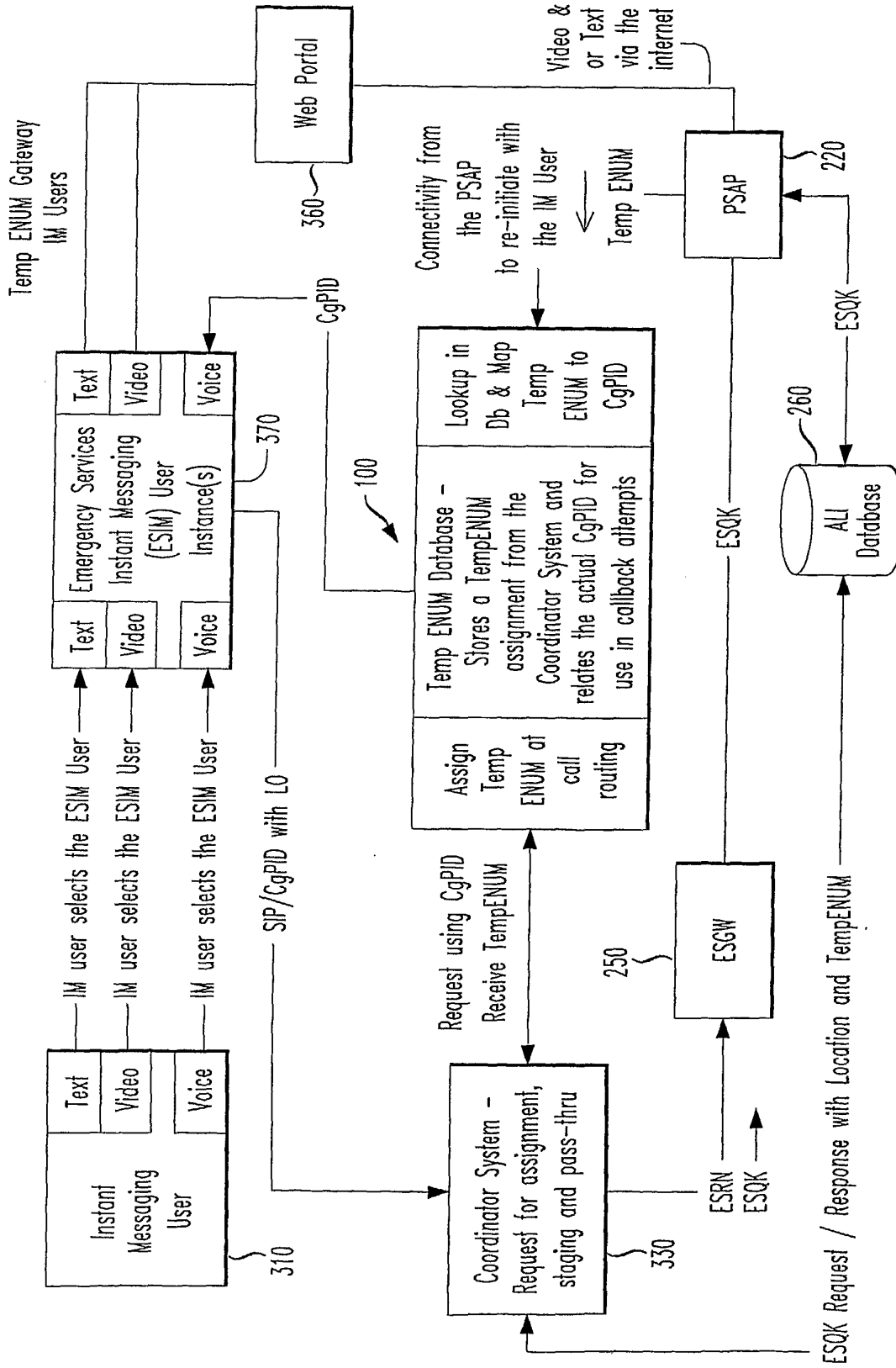


FIG. 3

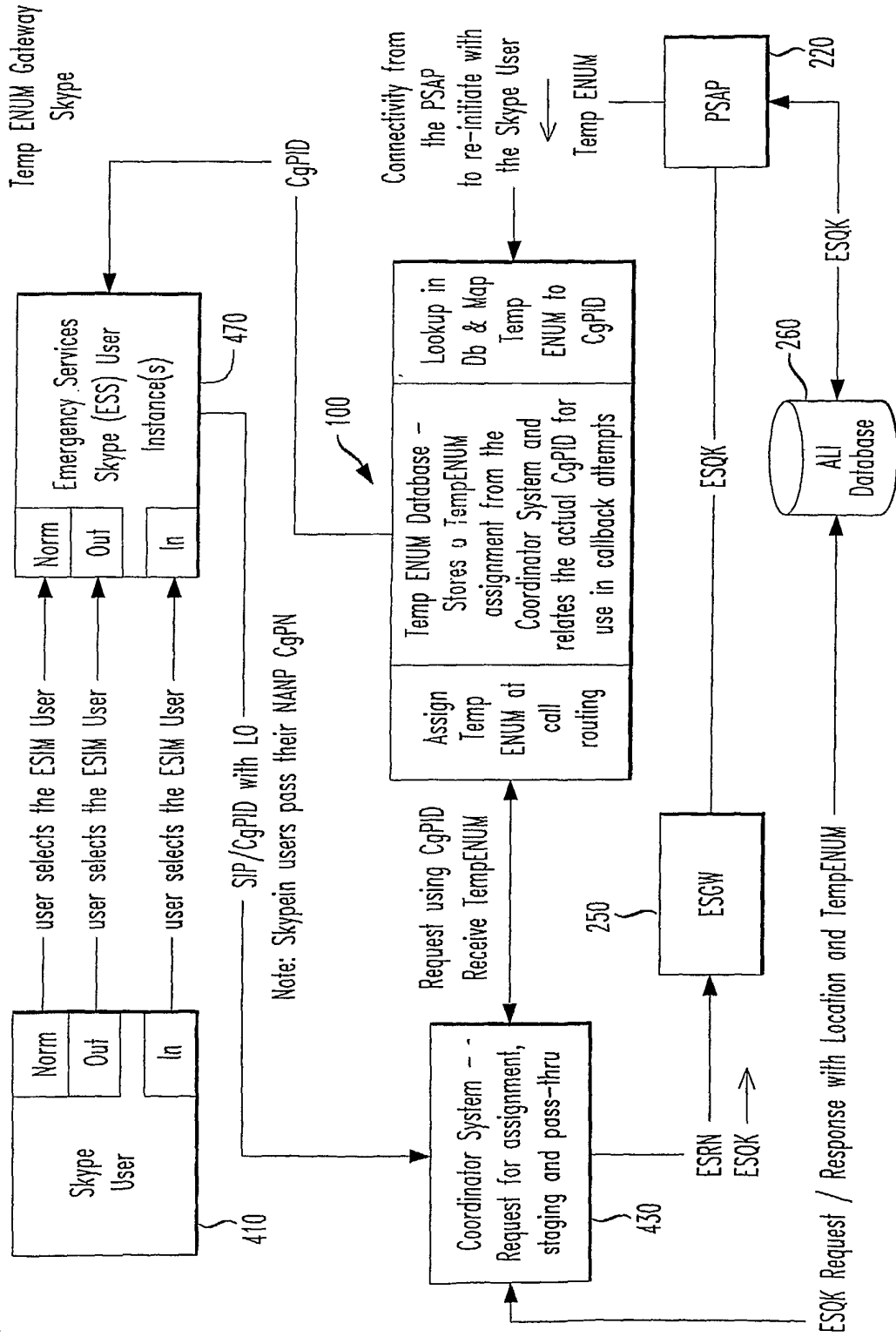


FIG. 4

