

[54] **PORTABLE DRINK CONTAINER**  
 [75] **Inventor: Ronald E. Janus, Oak Lawn, Ill.**  
 [73] **Assignee: JI-SCO-NI Enterprises, Inc., Chicago, Ill.**  
 [\*\*] **Term: 14 Years**  
 [21] **Appl. No.: 915,334**  
 [22] **Filed: Oct. 3, 1986**  
 [52] **U.S. Cl. .... D3/301; 224/235**  
 [58] **Field of Search .... 206/217, 547, 548, 549; 224/202, 205, 148; D9/320, 321, 322; D24/54, 56, 58; D3/42, 43, 44, 45, 46, 47, 48, 49, 80**

3,814,288	6/1974	Westrich .....	224/202
4,069,955	1/1978	Noyes .....	224/205
4,090,650	5/1978	Gotta .	
4,139,130	2/1979	Glusker .....	224/148
4,176,772	12/1979	Danon .	
4,196,817	4/1980	Moser .....	215/1 A
4,265,381	5/1981	Muscatell .....	224/148
4,274,566	6/1981	Rowe .....	224/148
4,347,956	9/1982	Berger .....	224/202
4,420,097	12/1983	Motsenbocker .	
4,427,140	1/1984	Dennis .....	224/148
4,526,298	7/1985	Boxer .	
4,544,087	10/1985	Modig .....	224/148

**FOREIGN PATENT DOCUMENTS**

0002028 10/1982 European Pat. Off. .... 224/148

[56] **References Cited**  
**U.S. PATENT DOCUMENTS**

D. 18,879	1/1889	Post .....	D9/370 X
33,313	9/1861	Garrick .	
D. 62,805	7/1923	Schocket .....	D3/39
D. 157,800	3/1950	Sommer .....	D3/42
D. 160,314	10/1950	Fuller .....	206/553
D. 174,990	6/1955	Horn .....	D24/56 X
D. 240,767	7/1976	Lemelson .....	D24/56
D. 294,195	2/1988	Starks .....	D3/42
298,985	5/1884	Kimball .....	224/148
1,361,761	12/1920	Gay .....	224/205
1,555,586	9/1925	Kinsman .....	206/553
1,637,635	8/1927	Corley .....	224/148
1,745,590	2/1930	Stanger .....	124/205
2,013,475	9/1935	Orton .	
2,389,596	11/1945	Charnas .....	224/205

*Primary Examiner*—James R. Largen  
*Assistant Examiner*—Y. Brunot  
*Attorney, Agent, or Firm*—Dean A. Monco

[57] **CLAIM**

The ornamental design for a portable drink container, as shown and described.

**DESCRIPTION**

FIG. 1 is a front elevational view of a portable drink container showing my new design;  
 FIG. 2 is a left side elevational view of my portable drink container;  
 FIG. 3 is a top plan view;  
 FIG. 4 is a rear elevational view thereof;  
 FIG. 5 is a right side elevational view thereof; and  
 FIG. 6 is a bottom plan view thereof.

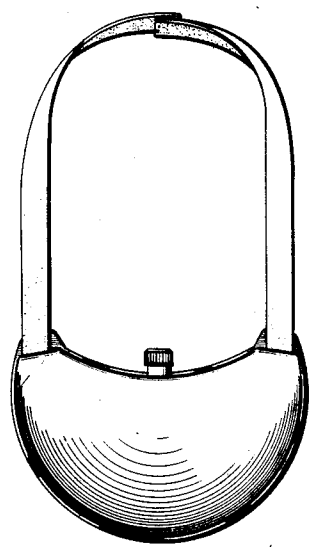


FIG. 1

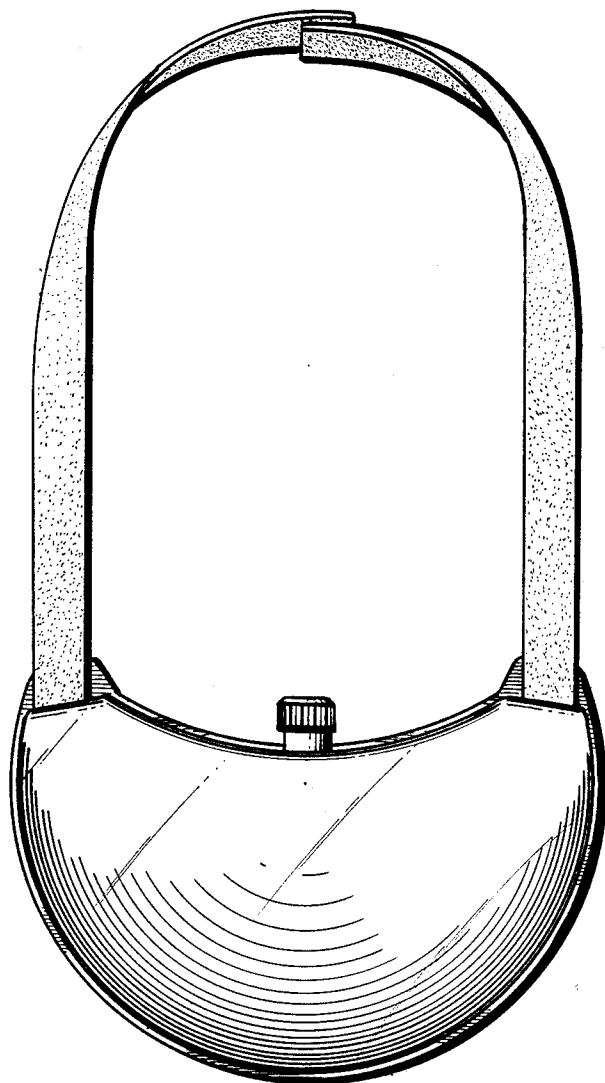


FIG. 2

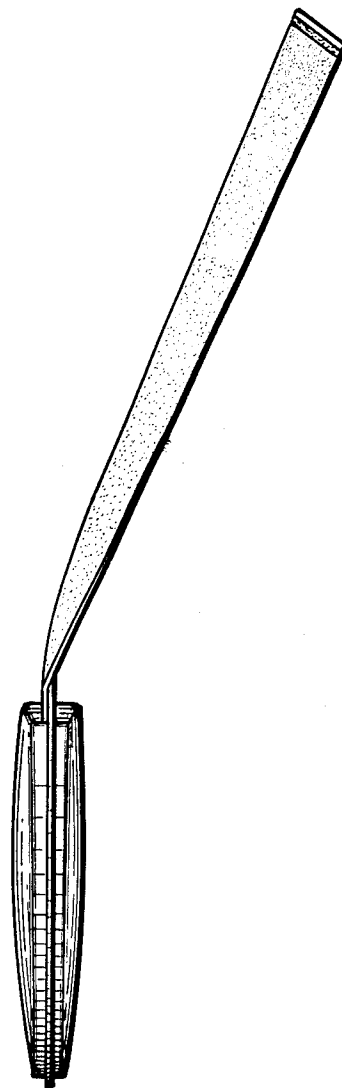


FIG. 3

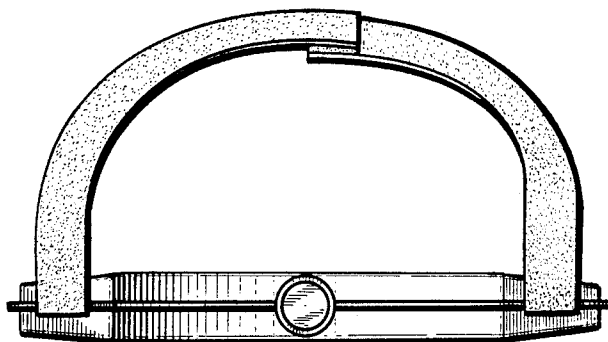


FIG. 4

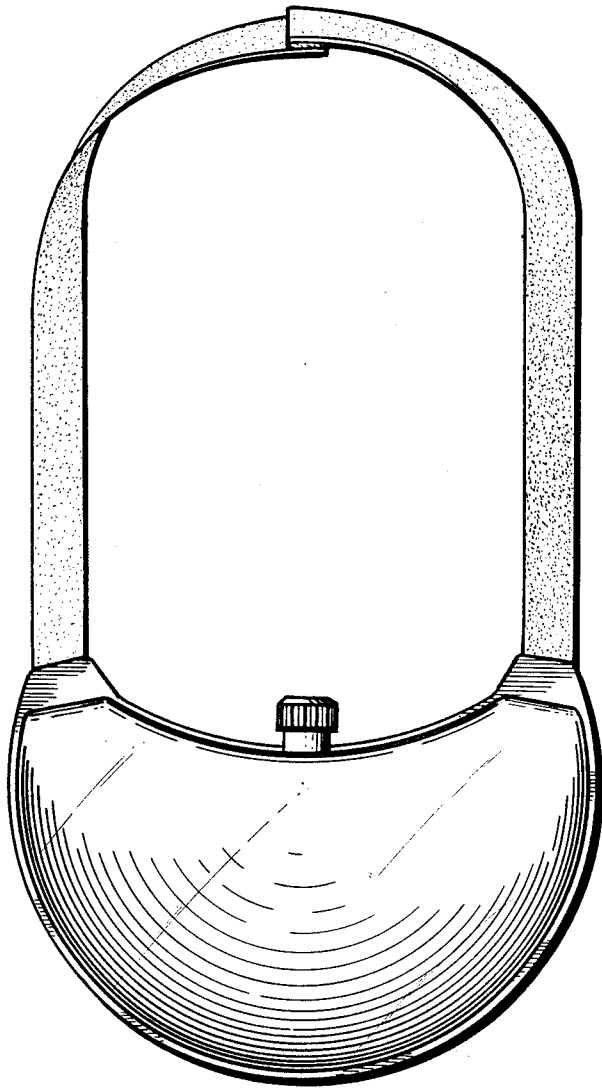


FIG. 5

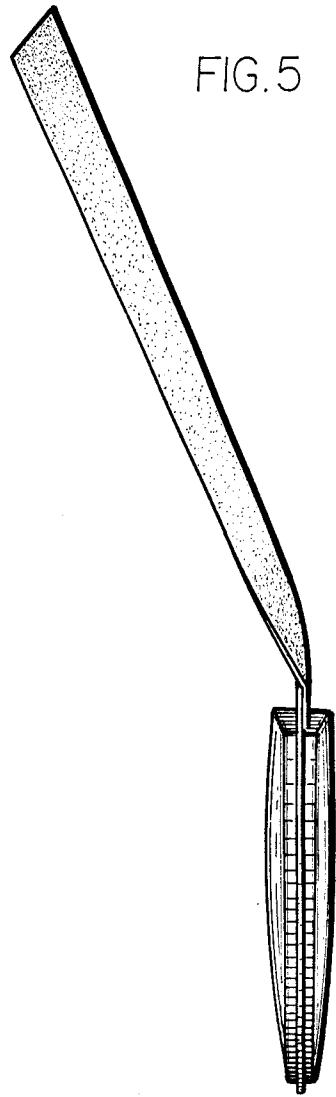


FIG. 6

