



US00D827534S

(12) **United States Design Patent** (10) **Patent No.:** **US D827,534 S**
Simm (45) **Date of Patent:** **** Sep. 4, 2018**

(54) **DOOR FOR A VEHICLE**
(71) Applicant: **Bayerische Motoren Werke Aktiengesellschaft, Munich (DE)**
(72) Inventor: **Sebastian Simm, Munich (DE)**
(73) Assignee: **Bayerische Motoren Werke Aktiengesellschaft, Munich (DE)**

D629,730 S * 12/2010 Schneider D12/196
D636,317 S * 4/2011 Matei D12/196
D645,388 S * 9/2011 Kunnai D12/196
D653,187 S * 1/2012 Tomatsu D12/196
D665,321 S * 8/2012 Huet D12/196
D674,328 S * 1/2013 Ikuma D12/196
D676,366 S * 2/2013 Yamada D12/196
D695,178 S * 12/2013 Tada D12/196

(Continued)

(**) Term: **15 Years**
(21) Appl. No.: **29/594,688**
(22) Filed: **Feb. 22, 2017**

FOREIGN PATENT DOCUMENTS

WO WO DM/070931 3/2009
WO WO DM/085213 6/2015

Primary Examiner — Marianne N Pandozzi
Assistant Examiner — Suzanne E Tisdell
(74) *Attorney, Agent, or Firm* — Crowell & Moring LLP

(30) **Foreign Application Priority Data**

Aug. 23, 2016 (DE) 40 2016 101 022

(51) **LOC (11) Cl.** **12-16**
(52) **U.S. Cl.**
USPC **D12/196**

(58) **Field of Classification Search**
USPC D12/190, 193, 195, 196, 414
CPC E05B 81/56; E05B 81/80; E05B 65/00;
E05B 65/06; E05B 65/10; E05B 65/12;
E05B 79/06; B60J 5/04
See application file for complete search history.

(57) **CLAIM**

The ornamental design for a door for a vehicle, as shown and described.

(56) **References Cited**

U.S. PATENT DOCUMENTS

D468,675 S * 1/2003 Murkett D12/196
D558,113 S * 12/2007 Leclercq D12/196
D573,522 S * 7/2008 Sato D12/196
D580,332 S * 11/2008 Gueler D12/196
D583,288 S * 12/2008 Leclercq D12/196
D593,016 S * 5/2009 Habib D12/196
D593,471 S * 6/2009 Larson D12/196
D593,918 S * 6/2009 Larson D12/196
D601,072 S * 9/2009 Giachin D12/196
D616,348 S * 5/2010 Rosenbohm D12/195
D620,415 S * 7/2010 Froehlich D12/196

DESCRIPTION

This application contains subject matter related to the following co-pending U.S. design patent applications: Application Ser. No. 29/530,457, filed Jun. 17, 2015 and entitled "Front Door for a Vehicle"; Application Ser. No. 29/594,683, filed herewith and entitled "Vehicle, Toy, and/or Replicas Thereof"; and Application Ser. No. 29/594,689, filed herewith and entitled "Door for a Vehicle".
FIG. 1 is a front view of a door for a vehicle according to the design;
FIG. 2 is a left perspective view thereof;
FIG. 3 is a right perspective view thereof;
FIG. 4 is a left side view thereof;
FIG. 5 is a right side view thereof;
FIG. 6 is a top view thereof;
FIG. 7 is a bottom view thereof; and,
FIG. 8 is a rear view thereof.

1 Claim, 8 Drawing Sheets



(56)

References Cited

U.S. PATENT DOCUMENTS

D695,663 S *	12/2013	Suga	D12/196	D803,121 S *	11/2017	Granlund	D12/196
D699,654 S *	2/2014	Okue	D12/196	D803,122 S *	11/2017	Granlund	D12/196
D700,875 S *	3/2014	Jevremovic	D12/196	2003/0177796 A1 *	9/2003	Dimig	E05B 79/06
D701,809 S *	4/2014	Hildebrand	D12/196				70/237
D703,123 S *	4/2014	Hildebrand	D12/196	2010/0301618 A1 *	12/2010	Costigan	E05B 77/06
D705,149 S *	5/2014	Sakae	D12/196				292/93
D758,270 S *	6/2016	Zadnik	D12/196	2011/0219700 A1 *	9/2011	Grudzinski	B60J 10/40
D762,541 S *	8/2016	Jo	D12/196				49/493.1
D763,156 S *	8/2016	Jo	D12/196	2012/0272578 A1 *	11/2012	Ellinghaus	E05D 15/101
D765,571 S *	9/2016	Faghihzadeh	D12/196				49/358
D772,758 S *	11/2016	Frascella	D12/92	2013/0020816 A1 *	1/2013	Saitou	E05B 79/06
D772,772 S *	11/2016	Frascella	D12/196				292/336.3
D775,567 S *	1/2017	Faghihzadeh	D12/196	2013/0341961 A1 *	12/2013	Mori	B60J 5/04
D776,593 S *	1/2017	Schneider	D12/196				296/146.2
D779,407 S *	2/2017	Bae	D12/196	2016/0114658 A1 *	4/2016	Yokota	B60J 10/45
D781,194 S *	3/2017	Bae	D12/196				49/489.1
D785,529 S *	5/2017	Kyung	D12/196	2016/0160540 A1 *	6/2016	Bejune	E05B 77/06
D785,531 S *	5/2017	Lim	D12/196				292/196
D786,761 S *	5/2017	Luk	D12/196	2016/0187107 A1 *	6/2016	Johnston	F41H 7/00
D801,246 S *	10/2017	Lee	D12/196				89/36.08
				2018/0051492 A1 *	2/2018	Smith	B60J 5/04
				2018/0051493 A1 *	2/2018	Krishnan	E05B 81/56

* cited by examiner



Fig. 1




Fig. 2




Fig. 3



Fig. 4




Fig. 5




Fig. 6




Fig. 7




Fig. 8