



US00D608008S

(12) **United States Design Patent**  
**Jang**

(10) **Patent No.:** **US D608,008 S**  
(45) **Date of Patent:** **\*\* Jan. 12, 2010**

(54) **BACK SUPPORT BELT**

(76) Inventor: **Gi-Yong Jang**, 501Ho, Yeonserivervil  
6cha, Gwangjang-dong, Gwangjin-gu,  
Seoul (KR)

(\*\*) Term: **14 Years**

(21) Appl. No.: **29/336,417**

(22) Filed: **May 4, 2009**

(51) **LOC (9) Cl.** ..... **24-01**

(52) **U.S. Cl.** ..... **D24/190**

(58) **Field of Classification Search** ..... D24/188-192,  
D24/206; D29/120.1; 602/2-5, 17-20, 26,  
602/43, 48, 54, 62, 75, 79; 128/DIG. 15,  
128/DIG. 23, 77, 94, 96.1, 100.1, 101.1,  
128/106.1, 107.1; 604/332, 390, 397; 2/311-312,  
2/338, 908

See application file for complete search history.

(56) **References Cited**

**U.S. PATENT DOCUMENTS**

4,794,916	A *	1/1989	Porterfield et al.	602/19
5,046,488	A *	9/1991	Schiek, Sr.	602/19
5,179,942	A *	1/1993	Drulias et al.	128/101.1
5,267,948	A *	12/1993	Elliott	602/19
5,484,395	A *	1/1996	DeRoche	602/19
5,538,500	A *	7/1996	Peterson	602/48

5,833,638	A *	11/1998	Nelson	602/19
6,336,908	B1 *	1/2002	Slauterback	602/19
6,524,264	B1 *	2/2003	Hutchinson	602/19
D478,996	S *	8/2003	Pace et al.	D24/206
D518,895	S *	4/2006	Weaver et al.	D24/190
D554,268	S *	10/2007	Harding	D24/190
2009/0204042	A1 *	8/2009	Park	602/19

\* cited by examiner

*Primary Examiner*—Philip S Hyder

*Assistant Examiner*—Susan E Krakower

(74) *Attorney, Agent, or Firm*—Jefferson IP Law, LLP

(57) **CLAIM**

The ornamental design for a back support belt, as shown and described.

**DESCRIPTION**

FIG. 1 is a top, front and right-side perspective view;

FIG. 2 is a front elevational view thereof;

FIG. 3 is a rear elevational view thereof;

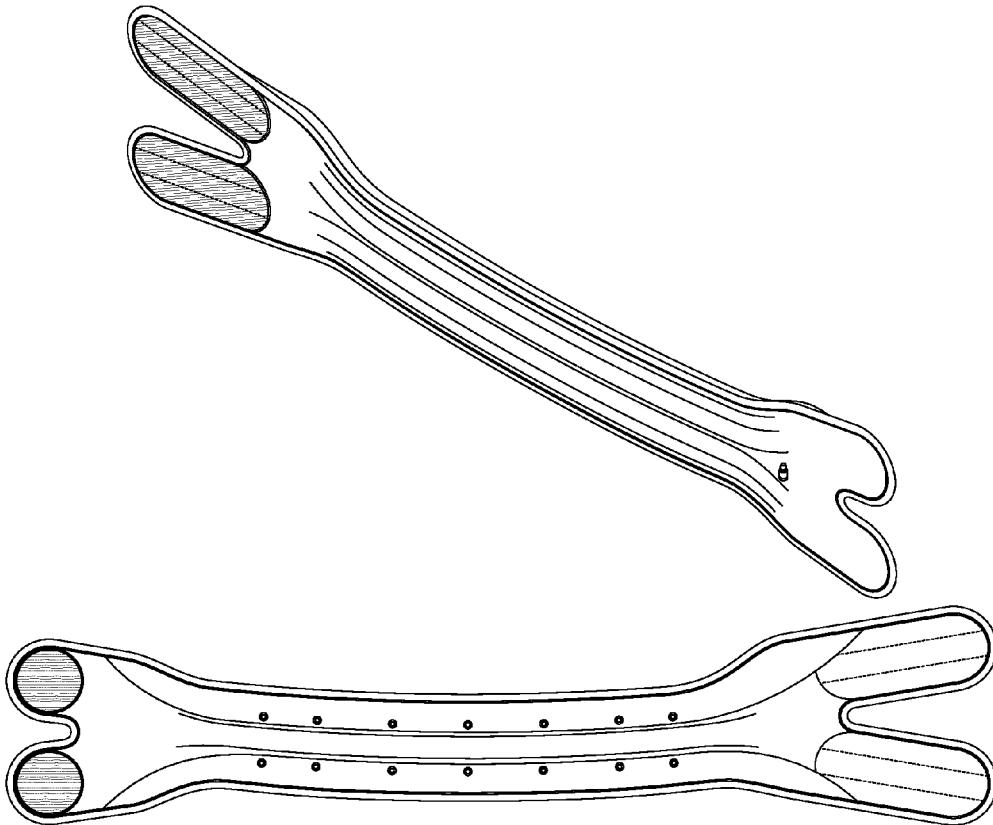
FIG. 4 is a left-side elevational view thereof;

FIG. 5 is a right-side elevational view thereof;

FIG. 6 is a top plan view thereof; and,

FIG. 7 is a bottom plan view thereof.

**1 Claim, 4 Drawing Sheets**



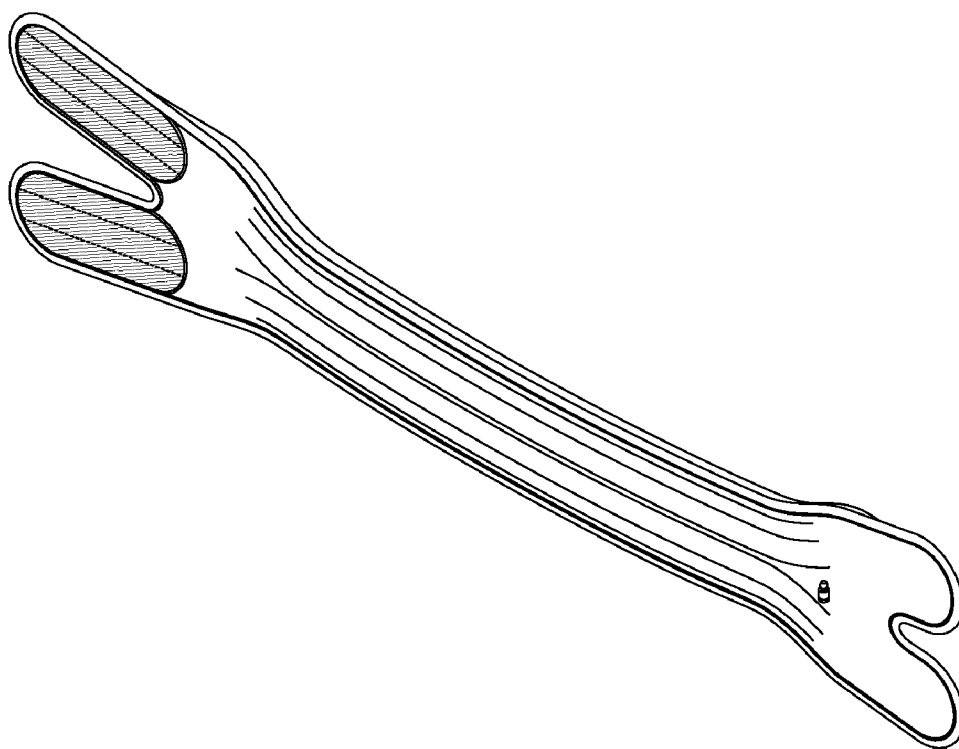


FIG. 1

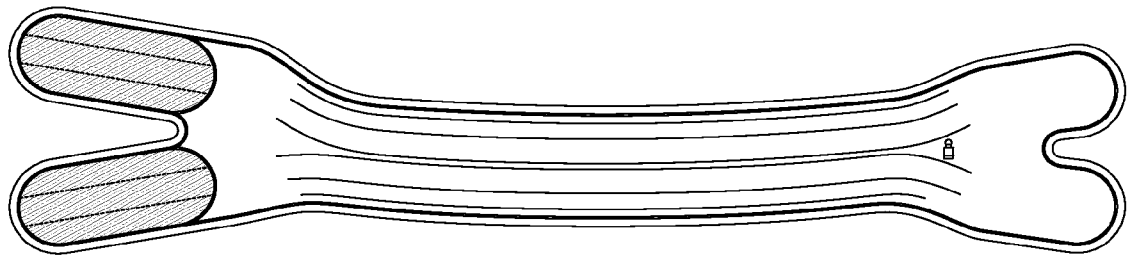


FIG. 2

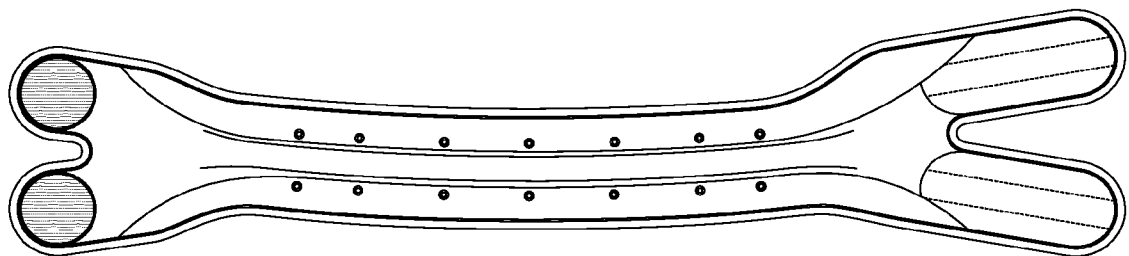


FIG. 3



FIG. 4



FIG. 5




FIG. 6



FIG. 7