



US0D1057284S

(12) **United States Design Patent**
Siegmann

(10) **Patent No.:** **US D1,057,284 S**

(45) **Date of Patent:** **** Jan. 7, 2025**

- (54) **SHAVING RAZOR HANDLE**
- (71) Applicant: **The Gillette Company LLC**, Boston, MA (US)
- (72) Inventor: **Eric Glenn Siegmann**, Quincy, MA (US)
- (73) Assignee: **The Gillette Company LLC**, Boston, MA (US)

D285,730 S 9/1986 Bulwick
 D287,059 S 12/1986 Gille
 4,635,361 A 1/1987 Demars
 4,858,314 A 8/1989 Cunningham
 4,889,141 A 12/1989 Lindsey
 D310,271 S * 8/1990 Jacobson D28/46
 4,966,479 A 10/1990 Idec et al.
 4,980,974 A 1/1991 Radcliffe
 (Continued)

- (**) Term: **15 Years**
- (21) Appl. No.: **29/843,062**
- (22) Filed: **Jun. 17, 2022**

FOREIGN PATENT DOCUMENTS

CN 300913795 S 4/2009
 CN 302554271 S 8/2013
 (Continued)

- Related U.S. Application Data**
- (62) Division of application No. 29/760,928, filed on Dec. 4, 2020, now Pat. No. Des. 957,056.
 - (51) **LOC (15) Cl.** **28-03**
 - (52) **U.S. Cl.**
USPC **D28/48**
 - (58) **Field of Classification Search**
USPC D28/45-54
CPC B26B 21/00; B26B 21/08; B26B 21/10;
B26B 21/14; B26B 21/22; B26B 21/40;
B26B 21/44; B26B 21/25; B26B 21/222;
B26B 21/225; B26B 21/52; B26B 21/521;
B26B 21/522; B26B 21/528; B26B
21/446
See application file for complete search history.

OTHER PUBLICATIONS

All Office Actions; U.S. Appl. No. 17/197,159, filed Mar. 10, 2021.
 (Continued)

Primary Examiner — Alison M Ofstun
 (74) *Attorney, Agent, or Firm* — John M. Lipchitz

- (56) **References Cited**
U.S. PATENT DOCUMENTS

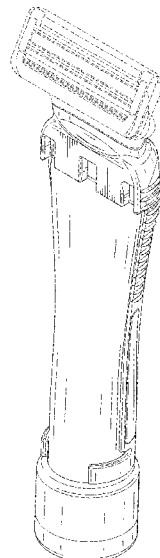
1,673,590 A 6/1928 Redheffer
 D271,050 S 10/1983 Berkman
 D279,827 S 7/1985 Buchet
 D280,451 S 9/1985 Bakic
 D284,119 S 6/1986 Holloway

(57) **CLAIM**
 The ornamental design for a shaving razor handle as shown and described.

DESCRIPTION

FIG. 1 is a front perspective view of a shaving razor handle showing my new design;
 FIG. 2 is a front view thereof;
 FIG. 3 is a rear view thereof;
 FIG. 4 is a right view thereof;
 FIG. 5 is a left view thereof;
 FIG. 6 is a top view thereof;
 FIG. 7 is a bottom view thereof; and,
 FIG. 8 is a rear perspective view thereof.
 The broken lines in the drawings illustrate portions of a shaving razor handle and form no part of the claimed design.

1 Claim, 5 Drawing Sheets



(56)

References Cited

U.S. PATENT DOCUMENTS

D320,310 S 10/1991 Kuhn
 D324,332 S 3/1992 Sampson et al.
 D325,652 S 4/1992 Byrne
 5,269,062 A 12/1993 Dallaire et al.
 D343,026 S 1/1994 Dallaire et al.
 D372,557 S 8/1996 Mitchell
 D378,147 S 2/1997 Hegemann
 D386,820 S 11/1997 Morrisette et al.
 5,701,674 A 12/1997 Mitchell
 5,913,317 A 6/1999 Tiram
 D425,256 S 5/2000 Gavin
 D432,725 S 10/2000 Gavin
 D466,412 S 12/2002 Baskinger et al.
 D472,812 S 4/2003 Lerolle
 6,581,290 B1 6/2003 Fishel
 D479,017 S 8/2003 Sgariboldi
 D489,485 S * 5/2004 Leventhal D28/46
 D491,810 S 6/2004 Kostow
 D499,341 S 12/2004 Lovison
 D501,279 S 1/2005 Dittmer et al.
 D561,593 S 2/2008 Gomez
 D561,594 S 2/2008 Condon et al.
 D564,898 S 3/2008 Mcguinness
 D579,336 S 10/2008 Gurciniene
 D588,920 S 3/2009 Odonahue
 7,617,828 B1 11/2009 Sinha
 7,726,032 B1 6/2010 Hernandez
 D629,699 S 12/2010 Kim et al.
 D644,108 S 8/2011 Vila
 D681,468 S 5/2013 Bogenrief
 8,510,957 B2 8/2013 Wain et al.
 8,607,458 B2 12/2013 Hosseini et al.
 D712,594 S 9/2014 Heilman
 D728,371 S 5/2015 Behar et al.
 D764,102 S 8/2016 Christie et al.
 D777,037 S 1/2017 Serafin et al.
 D785,458 S 5/2017 Futagami et al.
 D831,495 S 10/2018 Papiernik-Berkhauer
 D839,477 S 1/2019 Hodgson
 D842,542 S 3/2019 Ramm et al.
 D853,035 S 7/2019 Moretti
 D855,890 S 8/2019 Lovejoy
 D864,722 S 10/2019 Kauffman et al.
 D873,147 S 1/2020 Aboabdo
 D880,063 S 3/2020 Ramm et al.
 D887,642 S 6/2020 Hodgson
 10,800,058 B2 10/2020 Eagleton et al.
 D904,691 S 12/2020 Wolfe et al.
 D912,900 S 3/2021 Avery et al.
 D913,593 S * 3/2021 Hodgson D28/48
 D920,125 S 5/2021 Nagata
 D930,452 S 9/2021 Tang et al.
 D932,906 S 10/2021 Schulz
 11,141,873 B2 10/2021 Hodgson
 D937,681 S 12/2021 Ramm et al.
 D942,860 S 2/2022 Bridges et al.
 D957,056 S 7/2022 Siegmann
 D957,256 S 7/2022 Chan et al.
 D958,457 S 7/2022 Avery et al.
 11,472,050 B2 * 10/2022 Bridges B26B 21/446
 D979,919 S 3/2023 Haythornthwaite
 D985,844 S 5/2023 Riehle
 D987,184 S * 5/2023 McGarry D28/47

D987,185 S * 5/2023 McGarry D28/47
 D993,534 S 7/2023 Zhu
 2005/0132574 A1 6/2005 Tomassetti
 2009/0126197 A1 * 5/2009 Tomassetti B26B 21/446
 30/526
 2009/0235530 A1 9/2009 Tomassetti
 2011/0146080 A1 6/2011 Pauw
 2012/0102745 A1 5/2012 Jessemey et al.
 2013/0145623 A1 6/2013 Wain
 2015/0121705 A1 5/2015 Coffindaffer et al.
 2017/0001320 A1 * 1/2017 Hodgson B26B 21/521
 2017/0112002 A1 4/2017 Behrendt et al.
 2017/0264036 A1 9/2017 Broemse et al.
 2017/0326743 A1 * 11/2017 Hodgson B26B 21/48
 2018/0297220 A1 * 10/2018 Hodgson B26B 21/4031
 2018/0297221 A1 10/2018 Hodgson
 2018/0297222 A1 10/2018 Hodgson
 2018/0297223 A1 * 10/2018 Hodgson B26B 21/446
 2018/0297225 A1 * 10/2018 Hodgson B26B 21/521
 2019/0193293 A1 6/2019 Peach
 2019/0365078 A1 12/2019 Bourque
 2019/0365079 A1 12/2019 Bourque
 2020/0254639 A1 8/2020 Bridges et al.
 2021/0283791 A1 9/2021 Siegmann et al.

FOREIGN PATENT DOCUMENTS

CN 303496788 S 12/2015
 CN 303781725 S 8/2016
 CN 303781726 S 8/2016
 CN 303953592 S 11/2016
 CN 304295024 S 9/2017
 CN 303642593 S 3/2018
 CN 304538323 S 3/2018
 CN 304576240 4/2018
 CN 305224327 S 6/2019
 CN 305246853 S 7/2019
 CN 305710723 S 12/2019
 CN 305651661 S 3/2020
 CN 305890781 S 6/2020
 CN 305951954 S 7/2020
 CN 306035350 S 9/2020
 CN 306152277 S 11/2020
 CN 306178076 S 11/2020
 CN 306178094 S 11/2020
 EM 0034807890001 3/2017
 FR 2426549 A1 12/1979
 IN D0832710002 10/2014
 JP D1431652 1/2012
 JP D1537426 11/2015
 KR 3006372701 5/2012
 KR 300961344 6/2018
 RU 128963 U1 6/2013
 RU 129224 U1 6/2013
 TW M553225 U 12/2017
 WO 2007141816 A1 12/2007
 WO D086133 10/2010
 WO 2012058501 A1 5/2012
 WO 2018084822 A1 5/2018
 WO D1032440013 3/2019

OTHER PUBLICATIONS

All Office Actions; U.S. Appl. No. 29/760,928, filed Dec. 4, 2020.

* cited by examiner

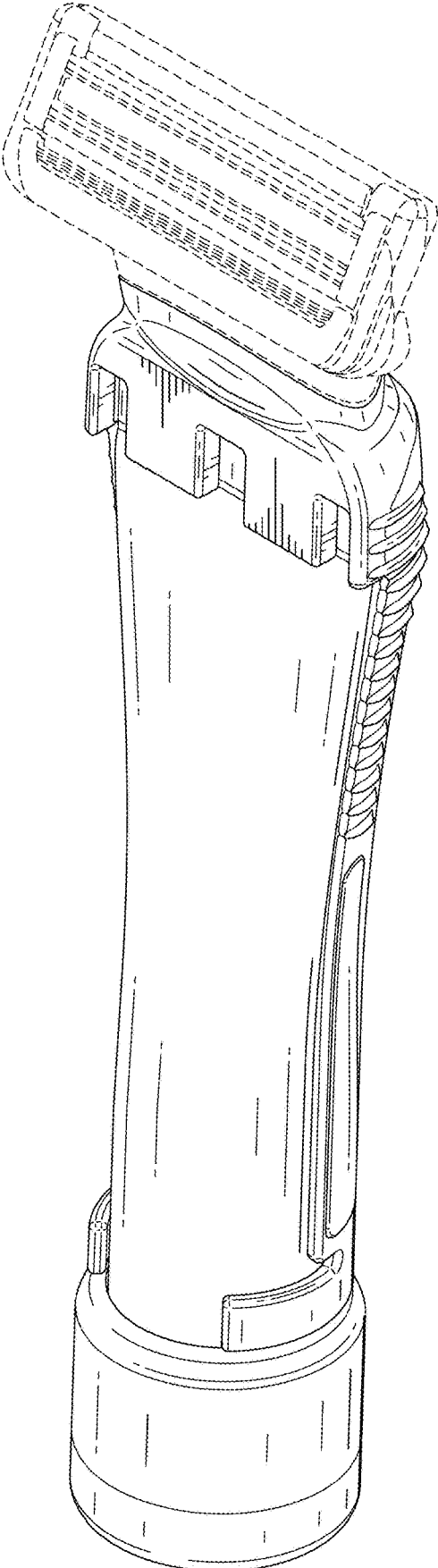


FIG. 1

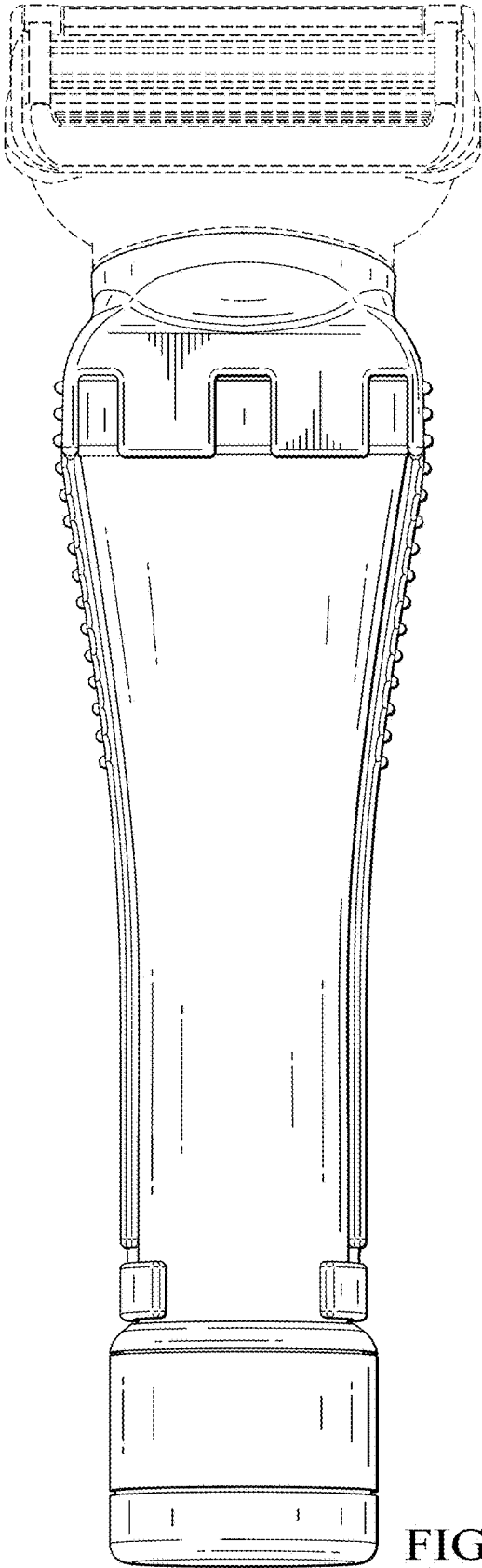


FIG. 2

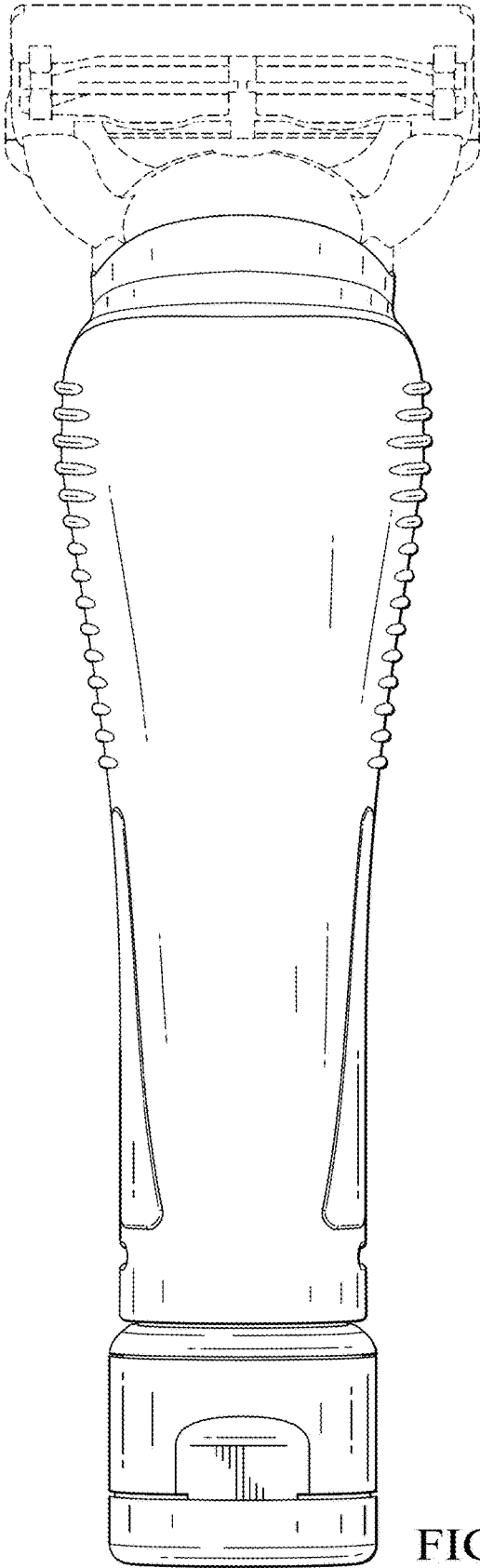


FIG. 3

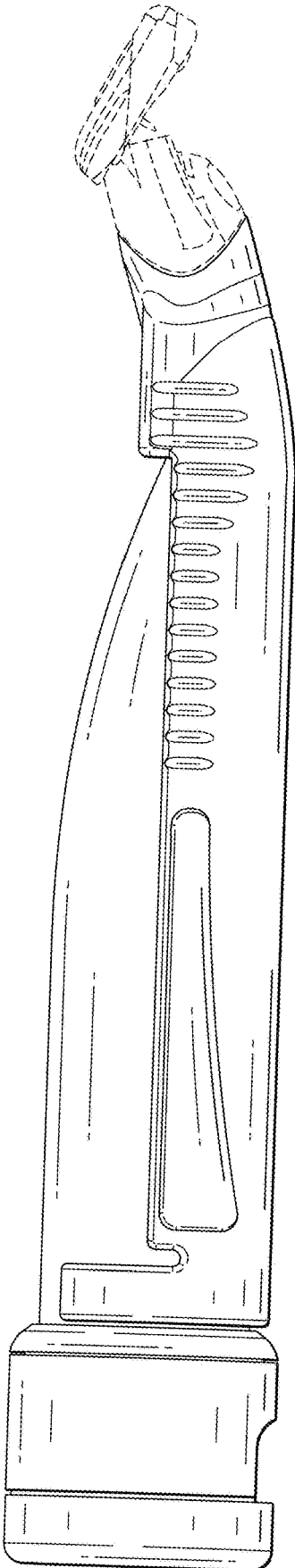


FIG. 4

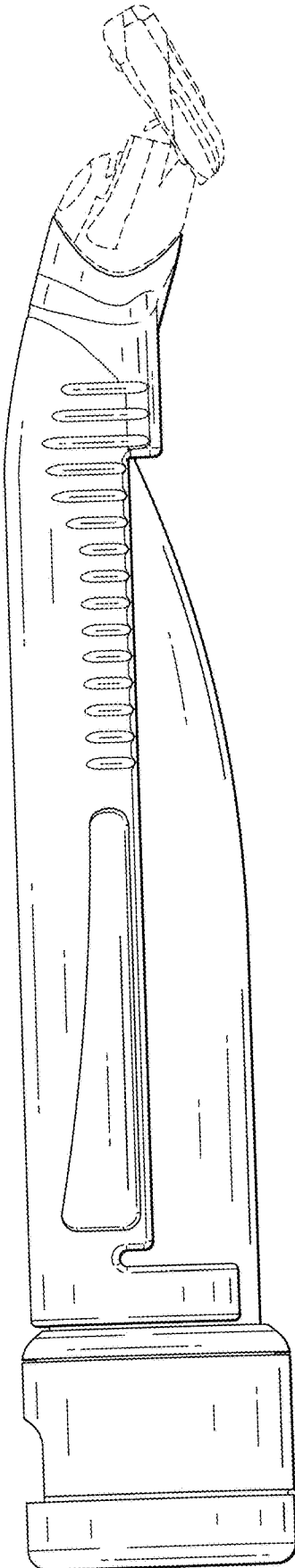


FIG. 5

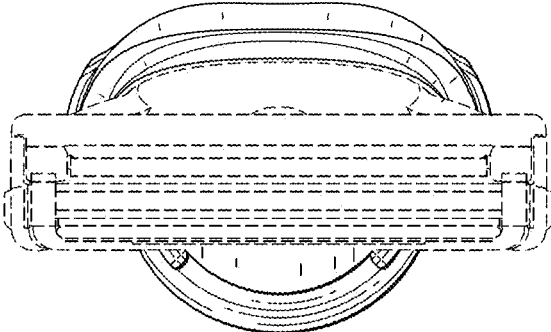


FIG. 6

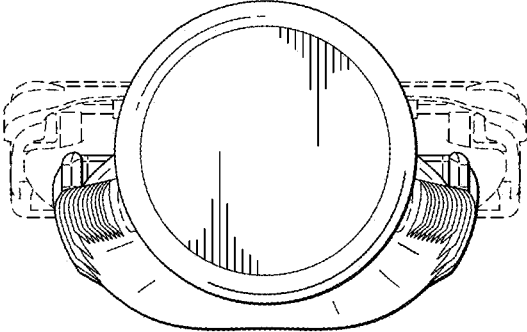


FIG. 7

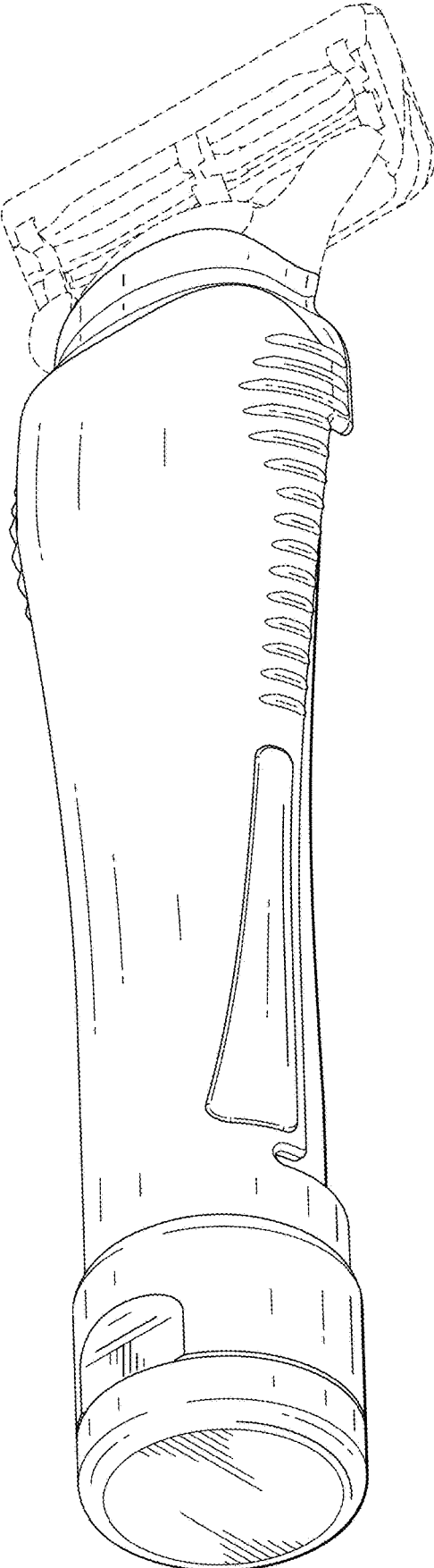


FIG. 8