



US00D700205S

(12) **United States Design Patent**
Hartley et al.

(10) **Patent No.:** **US D700,205 S**

(45) **Date of Patent:** **** Feb. 25, 2014**

(54) **DISPLAY SCREEN WITH GRAPHICAL USER INTERFACE**

(75) Inventors: **Shane Hartley**, Kirkland, WA (US);
Jason Cahill, Woodinville, WA (US);
John Thornton, Kirkland, WA (US)

(73) Assignee: **Microsoft Corporation**, Redmond, WA (US)

(**) Term: **14 Years**

(21) Appl. No.: **29/417,116**

(22) Filed: **Mar. 30, 2012**

(51) **LOC (10) Cl.** **14-04**

(52) **U.S. Cl.**
USPC **D14/487**

(58) **Field of Classification Search**
USPC D14/485-495; D18/24-33; D20/11, 12,
D20/18, 22-28; 715/700-867, 961-978
See application file for complete search history.

(56) **References Cited**

U.S. PATENT DOCUMENTS

5,404,442	A *	4/1995	Foster et al.	715/769
5,615,326	A *	3/1997	Orton et al.	715/807
7,159,186	B2 *	1/2007	Mattila et al.	715/769
7,496,499	B2 *	2/2009	Asada	704/8
8,146,110	B2 *	3/2012	Lyndersay et al.	719/328
D687,456	S *	8/2013	Holz et al.	D14/486

D689,069	S *	9/2013	Edwards et al.	D14/486
D691,619	S *	10/2013	Satterfield et al.	D14/485
2010/0115434	A1 *	5/2010	Yagi et al.	715/763
2011/0181521	A1 *	7/2011	Reid et al.	345/173
2013/0132878	A1 *	5/2013	Tijssen	715/770

OTHER PUBLICATIONS

Arrow up icon—Iconfinder.com https://www.iconfinder.com/icons/134118/arrow_up_icon printed from the web on Oct. 24, 2013.*

* cited by examiner

Primary Examiner — Mary Ann Calabrese

(74) *Attorney, Agent, or Firm* — Banner & Witcoff, Ltd.

(57) **CLAIM**

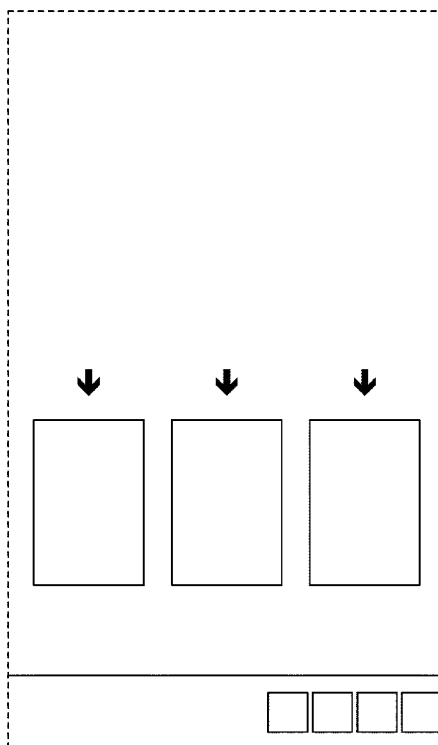
The ornamental design for a display screen with graphical user interface, as shown and described.

DESCRIPTION

FIG. 1 is a front view of a display screen with graphical user interface showing our new design; and, FIG. 2 is a front view of a display screen of FIG. 1 shown on a device.

The broken line showing of the remainder of the user interface and display screen, and the remainder of the device containing the display screen with graphical user interface in FIG. 2, is for environmental purposes only and forms no part of the claimed design.

1 Claim, 2 Drawing Sheets



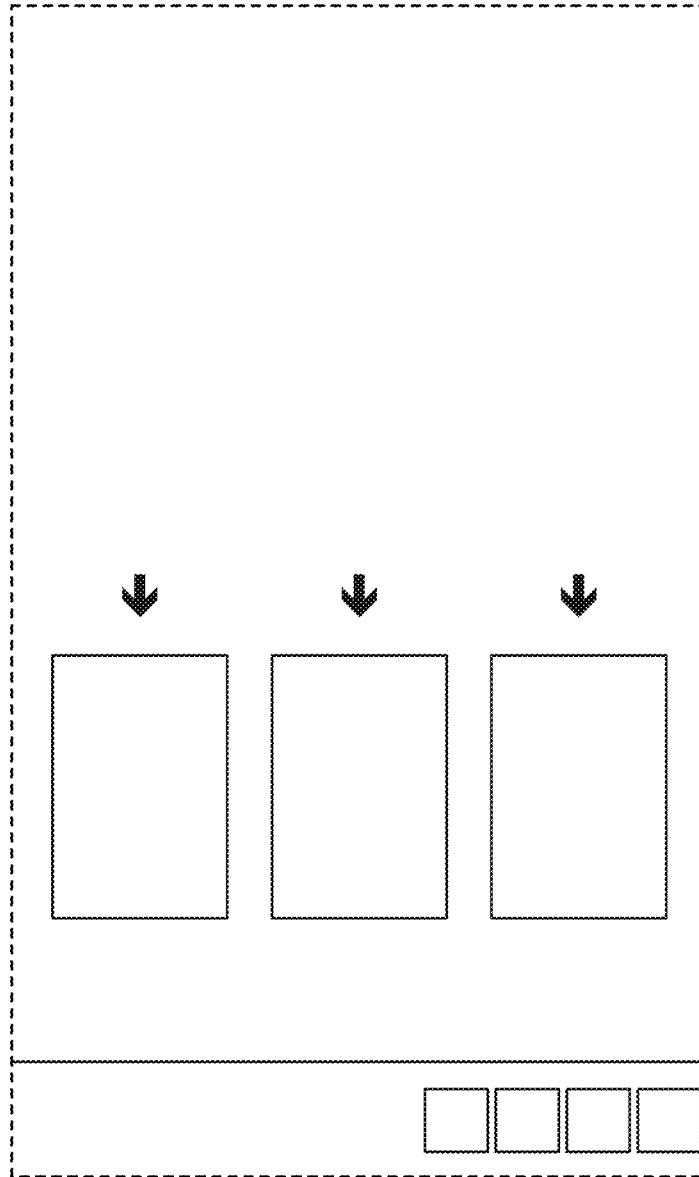


FIG. 1

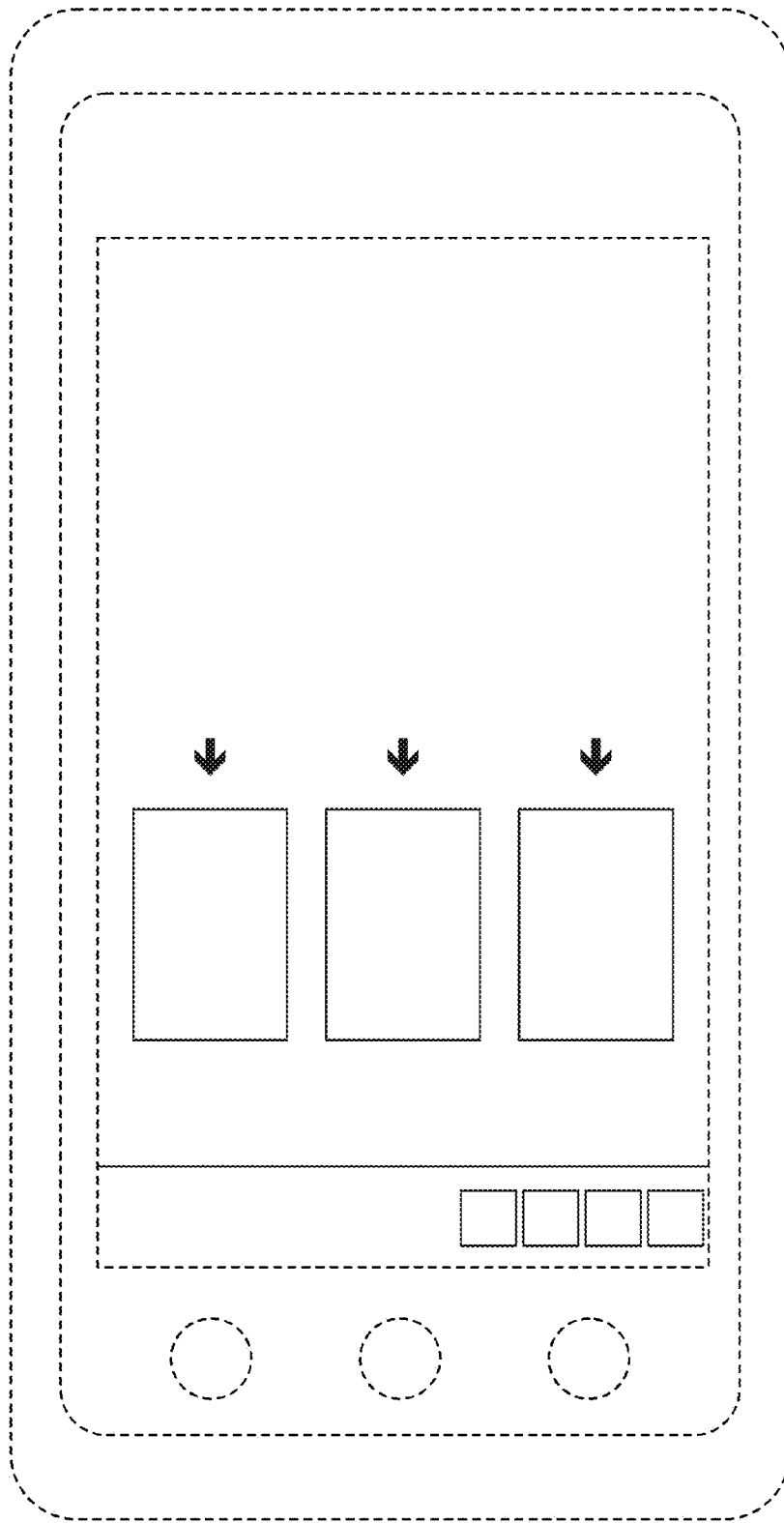


FIG. 2