



US00D445196S

(12) **United States Design Patent**
Gladioux, III et al.

(10) **Patent No.:** **US D445,196 S**

(45) **Date of Patent:** **** Jul. 17, 2001**

(54) **MASSAGER**

(75) Inventors: **Bernard L. Gladioux, III**, Boyertown;
Bernard L. Gladioux, Jr., Gilbertsville,
both of PA (US)

(73) Assignee: **The Pressure Positive Company**,
Gilbertsville, PA (US)

(**) Term: **14 Years**

(21) Appl. No.: **29/132,936**

(22) Filed: **Nov. 20, 2000**

(51) **LOC (7) Cl.** **24-04**

(52) **U.S. Cl.** **D24/211; D24/214**

(58) **Field of Search** D24/211, 214,
D24/200; 601/67-69, 118, 119, 122, 123,
126, 128, 131, 134, 136

(56) **References Cited**

U.S. PATENT DOCUMENTS

- D. 185,246 * 5/1959 Taran D24/211
- D. 272,090 * 1/1984 Hosid D24/211

- D. 279,126 * 6/1985 Kaeser D24/211
- D. 281,815 * 12/1985 Conn, Sr. et al. D24/211
- D. 285,723 * 9/1986 Taylor D24/211
- D. 396,296 * 7/1998 Breznik D24/211
- 4,622,956 * 11/1986 Nesheim 601/119

* cited by examiner

Primary Examiner—Stella Reid

(74) *Attorney, Agent, or Firm*—Clark & Brody

(57) **CLAIM**

The ornamental design for a massager, as shown and described.

DESCRIPTION

FIG. 1 is a perspective view of a massager showing my new design.

FIG. 2 is a front elevation view thereof.

FIG. 3 is a rear elevation view thereof.

FIG. 4 is a top plan view thereof.

FIG. 5 is a bottom plan view thereof.

FIG. 6 is a left side elevation view thereof; and,

FIG. 7 is a right side elevation view thereof.

1 Claim, 3 Drawing Sheets

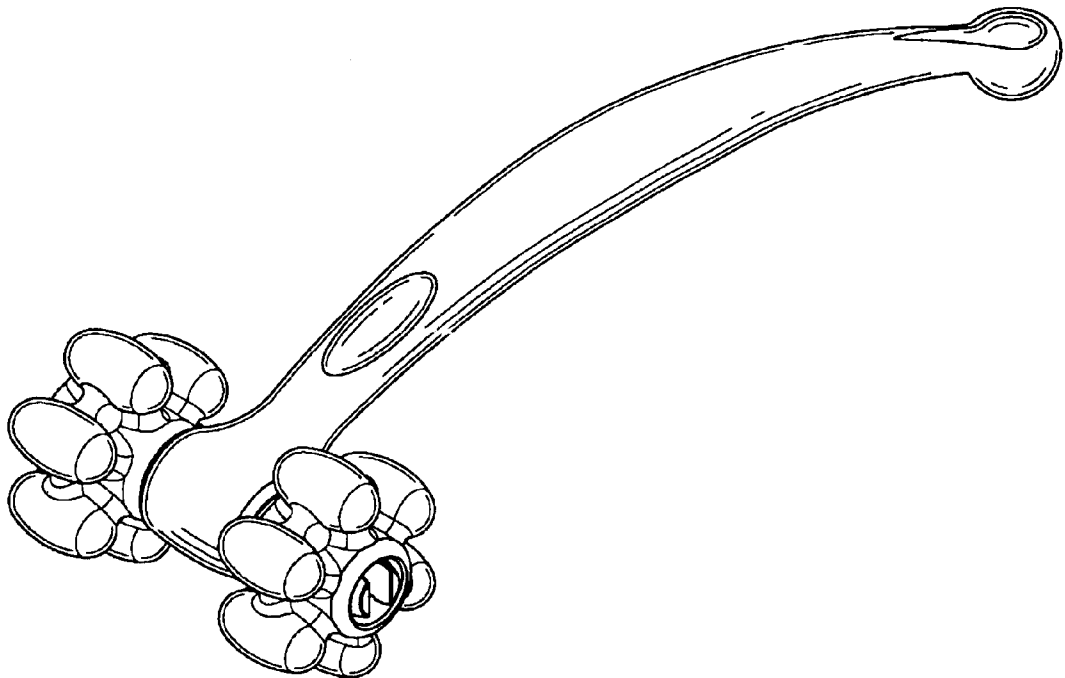


FIG. 1

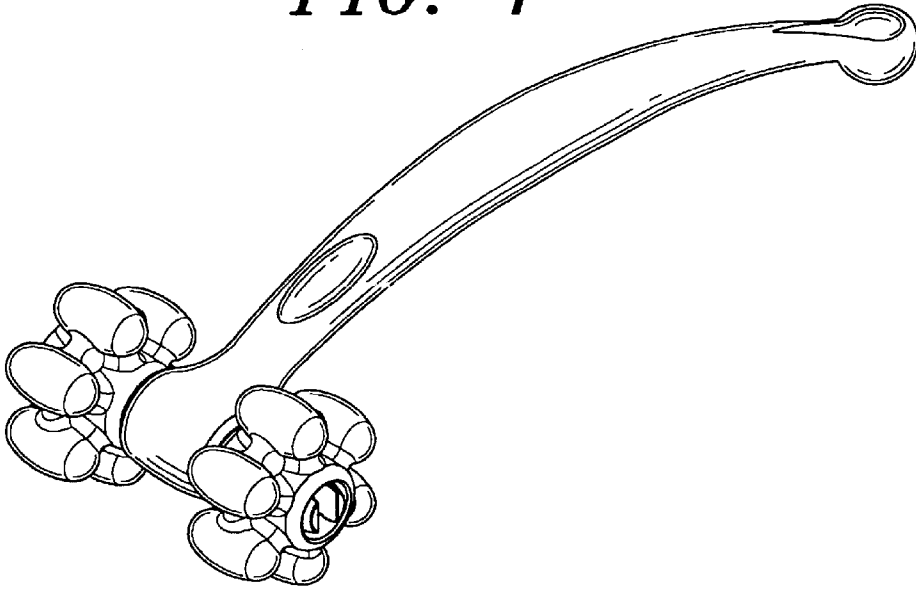


FIG. 2




FIG. 3




FIG. 4

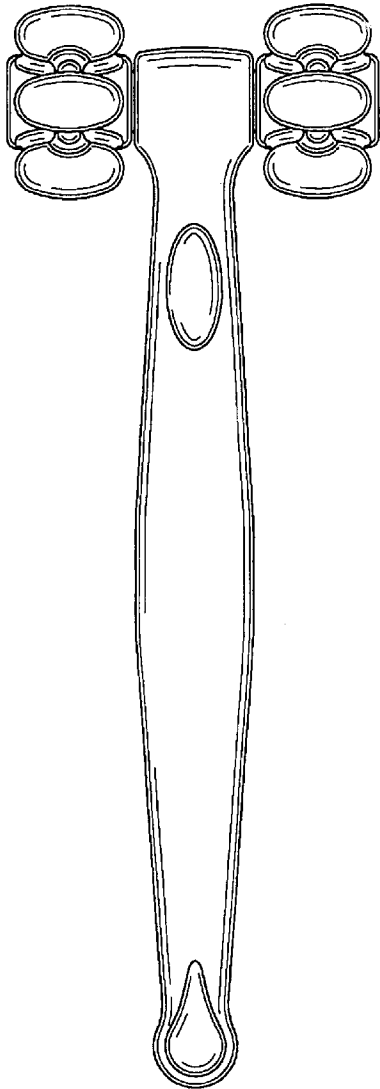


FIG. 5

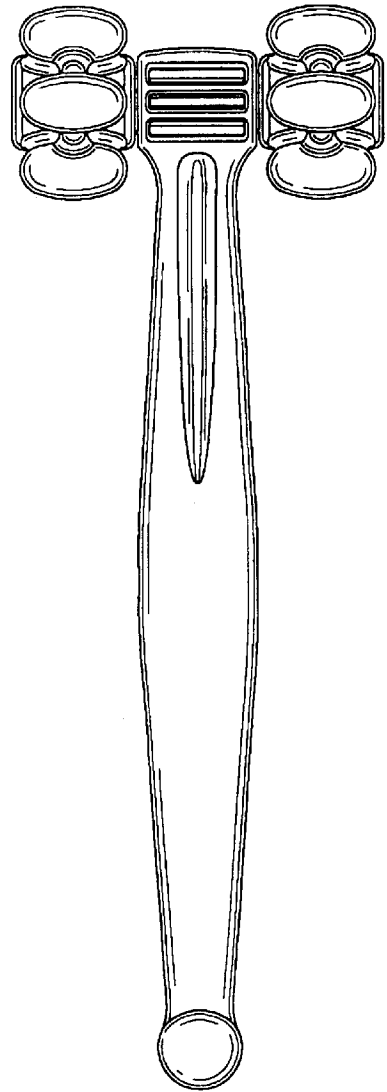


FIG. 6




FIG. 7

