



(12) **United States Design Patent**  
**Grayson et al.**

(10) **Patent No.:** **US D806,825 S**  
(45) **Date of Patent:** **\*\* Jan. 2, 2018**

(54) **FISH GRIPPER**

(71) Applicant: **Normark Innovations, Inc.**,  
Minnetonka, MN (US)

(72) Inventors: **Jeremy Grayson**, Central (HK); **Chi Ming Wong**, Kowloon (HK)

(73) Assignee: **Rapala VMC Corporation**, Helsinki (FI)

(\*\*) Term: **15 Years**

(21) Appl. No.: **29/535,243**

(22) Filed: **Aug. 5, 2015**

(51) **LOC (11) Cl.** ..... **22-05**

(52) **U.S. Cl.**  
USPC ..... **D22/150**; D8/54

(58) **Field of Classification Search**  
USPC ..... D22/149, 150, 199; D8/4, 9, 51, 52, 54, D8/72, 394  
CPC .... B25B 7/00; B25B 7/02; B25B 7/04; B25B 7/06; B25B 7/10; B25B 7/12; B25B 7/14; B25B 7/22; B25B 7/123; B25B 1/00; B25B 5/00; B25B 5/006; B25B 5/10; B25B 5/101; B25B 5/103; B25B 13/46; B25B 13/48; B25B 23/14; B25B 25/49826; F42B 3/26; B25F 1/00; B25F 1/003

See application file for complete search history.

(56) **References Cited**

U.S. PATENT DOCUMENTS

1,452,642 A \* 4/1923 Keating ..... B25F 1/003 30/191  
4,057,863 A \* 11/1977 Bewley ..... B25B 7/22 7/106  
D350,892 S \* 9/1994 Sorensen ..... D8/395  
D372,178 S \* 7/1996 Gossett ..... D8/395

D424,391 S \* 5/2000 Lamond ..... D8/52  
D424,899 S \* 5/2000 Jaime ..... D8/52  
D428,317 S \* 7/2000 Lin ..... D8/52  
D485,481 S \* 1/2004 Wolff ..... D8/72  
D494,826 S \* 8/2004 Jansson ..... D8/52  
6,834,571 B1 \* 12/2004 Lowe ..... B25B 7/00 7/107  
D515,386 S \* 2/2006 Noniewicz ..... D8/72  
D524,128 S \* 7/2006 Puerta ..... D8/52  
D543,813 S \* 6/2007 Tutorow ..... D8/52  
D609,541 S \* 2/2010 Hutchfield ..... D8/52  
D634,598 S \* 3/2011 Powley ..... D8/52  
D637,054 S \* 5/2011 Schleiminger ..... D8/52

(Continued)

*Primary Examiner* — Manpreet S Matharu

*Assistant Examiner* — Suzanne Tisdell

(74) *Attorney, Agent, or Firm* — Dority & Manning, P.A.

(57) **CLAIM**

The ornamental design for a fish gripper, as shown and described.

**DESCRIPTION**

FIG. 1 is a perspective view of the fish gripper according one embodiment of the present invention.

FIG. 2 is a side view of the fish gripper illustrated in FIG. 1.

FIG. 3 is opposite side view of the fish gripper illustrated in FIG. 1.

FIG. 4 is front view of the fish gripper illustrated in FIG. 1.

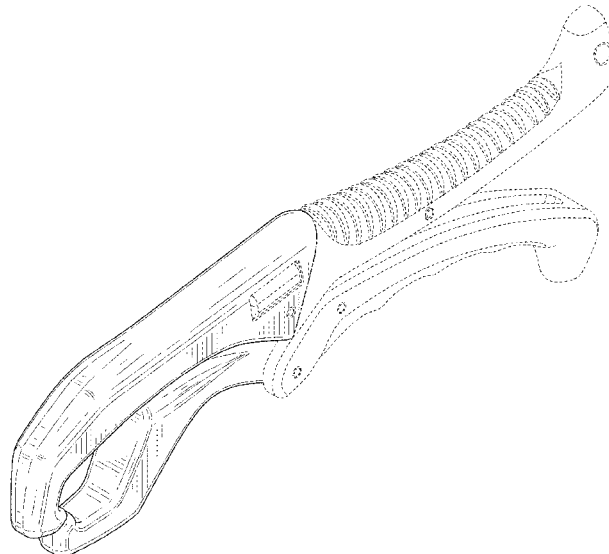
FIG. 5 is rear view of the fish gripper illustrated in FIG. 1.

FIG. 6 is a top view of the fish gripper illustrated in FIG. 1; and,

FIG. 7 is a bottom view of the fish gripper illustrated in FIG. 1.

The evenly spaced broken lines shown in FIGS. 1-7 represent portions of the fish gripper that form no part of the claimed design. Dot-dash broken lines depict a boundary between claimed and unclaimed portions of the fish gripper.

**1 Claim, 6 Drawing Sheets**



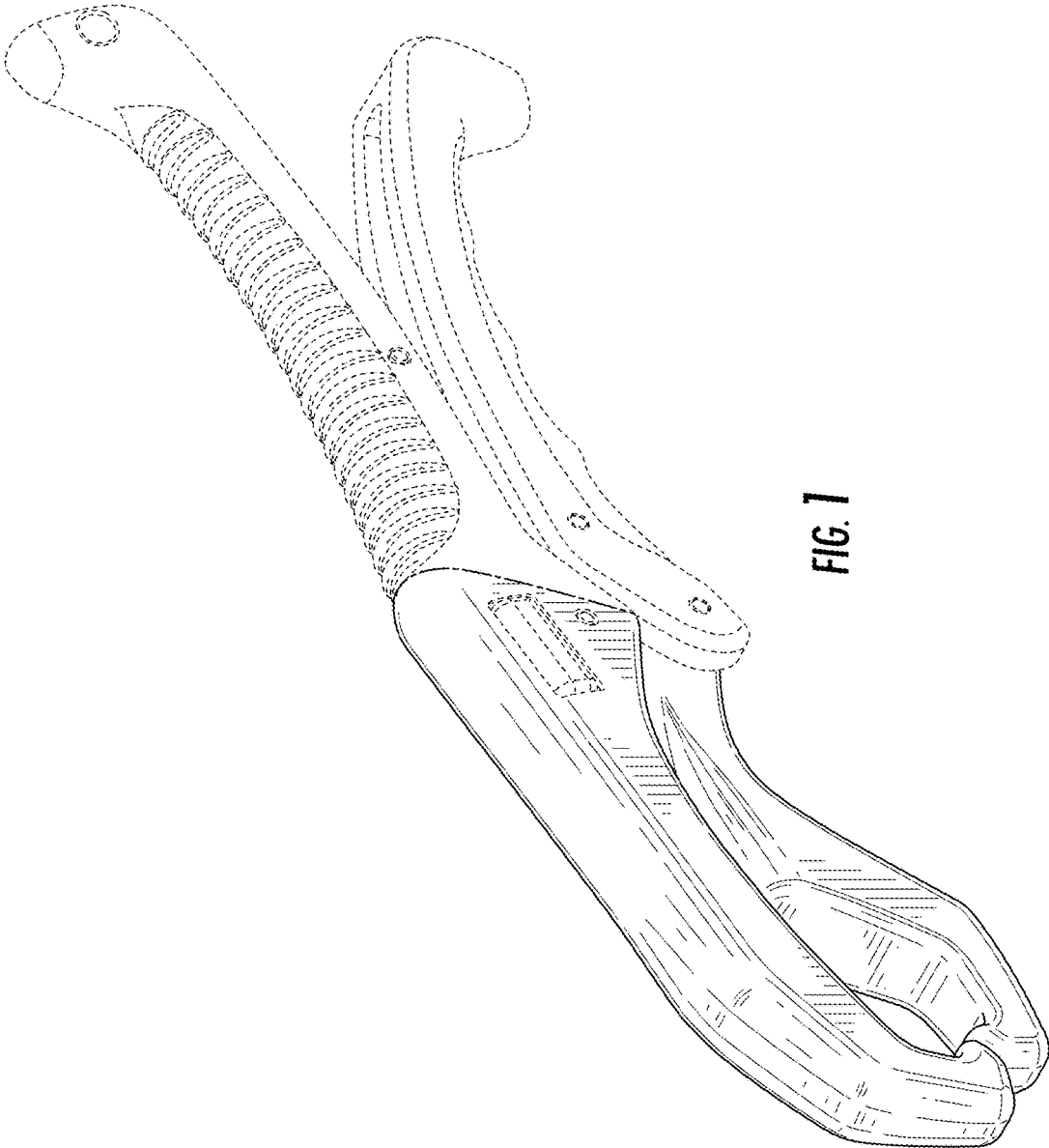
(56)

**References Cited**

U.S. PATENT DOCUMENTS

D652,702	S *	1/2012	Demers .....	D8/52
D658,958	S *	5/2012	Pagliari .....	D8/52
D711,711	S *	8/2014	Phillips, Sr. ....	D8/52
D715,121	S *	10/2014	Lai .....	D8/52
D718,999	S *	12/2014	Robinson .....	D8/72
D722,851	S *	2/2015	Constantine .....	D8/52
D724,917	S *	3/2015	Roberts .....	D8/107
D732,915	S *	6/2015	Mandic .....	D8/52
D740,095	S *	10/2015	Battenfeld .....	D8/52
D741,675	S *	10/2015	Gibson, Jr. ....	D8/52
D741,676	S *	10/2015	Li .....	D21/468
D744,306	S *	12/2015	Peirce .....	D8/52
D750,462	S *	3/2016	Noniewicz .....	D8/72
2011/0030145	A1 *	2/2011	Mandic .....	B25B 7/02 7/107
2014/0157524	A1 *	6/2014	Mote .....	B25F 1/003 7/156
2014/0338133	A1 *	11/2014	Gonzalez .....	B25F 1/003 7/128
2015/0165597	A1 *	6/2015	Chern .....	B25B 7/04 81/385

\* cited by examiner



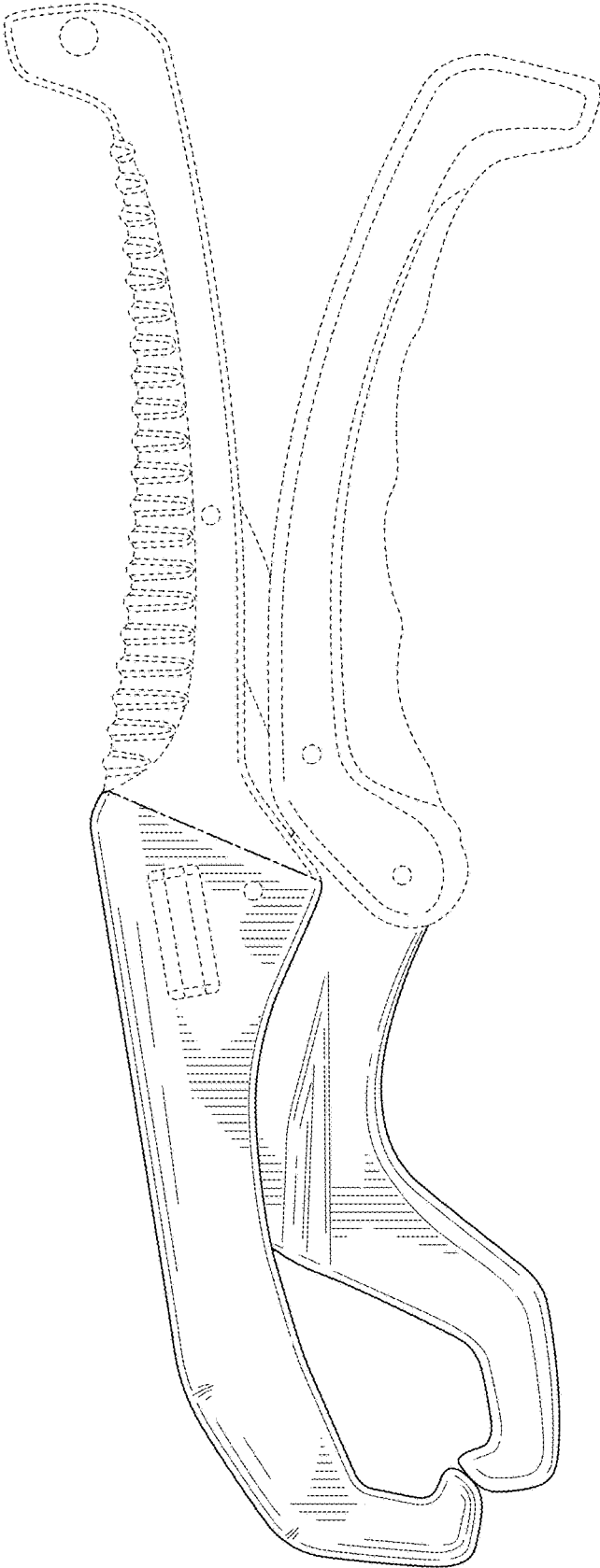


FIG. 2

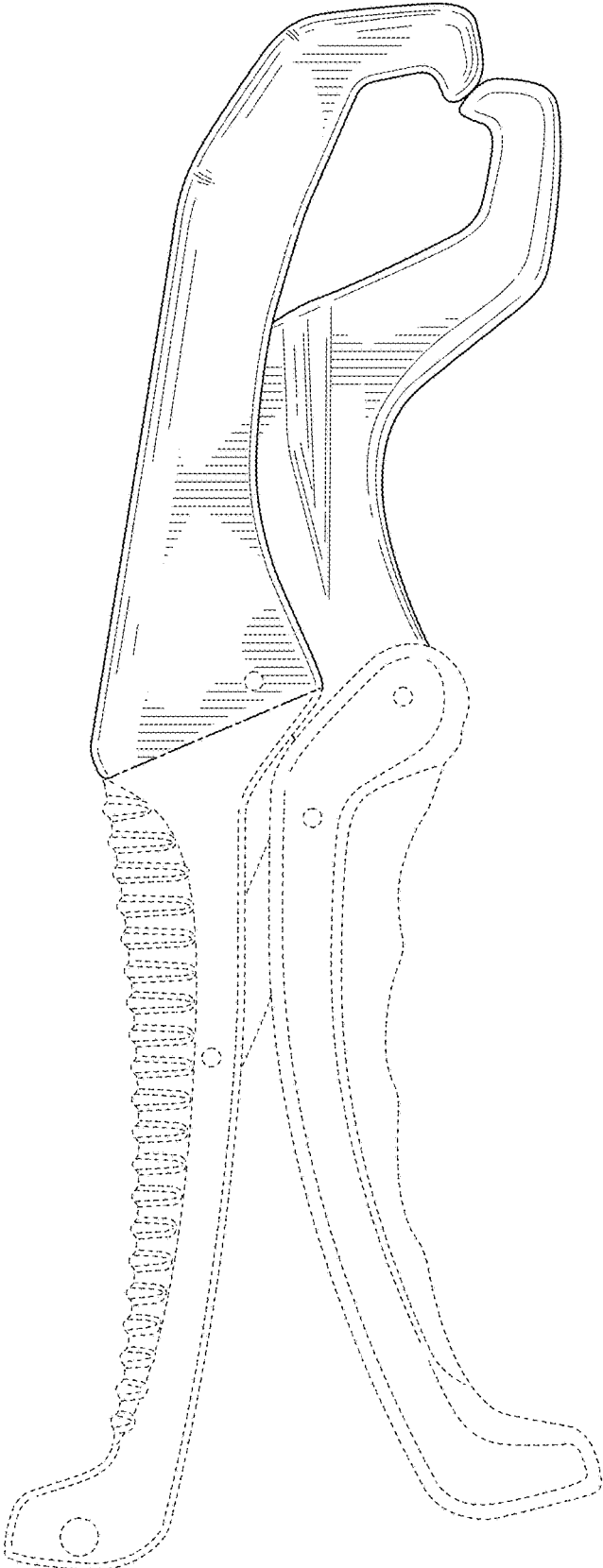
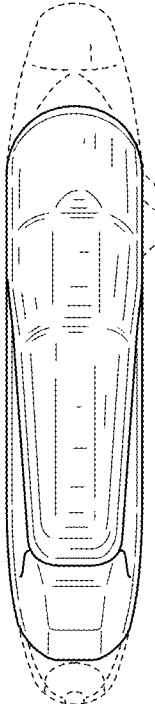
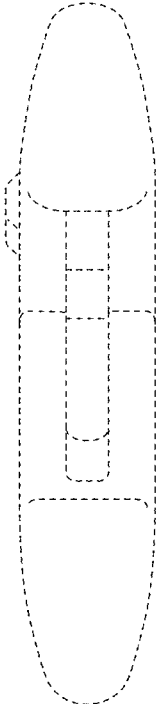


FIG. 3



**FIG. 4**



**FIG. 5**

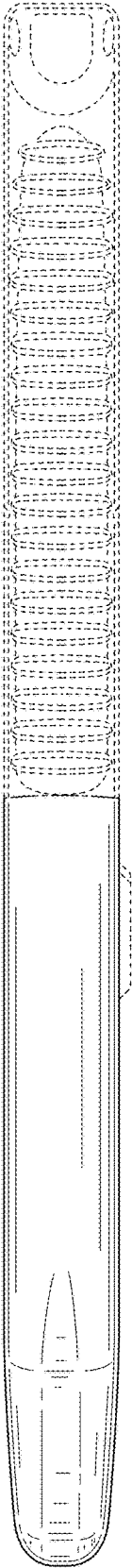


FIG. 6



FIG. 7