

- [54] **DESK**
- [75] **Inventor: Otto Zapf, Konigstein, Fed. Rep. of Germany**
- [73] **Assignee: Allsteel Inc., Aurora, Ill.**
- [**] **Term: 14 Years**
- [21] **Appl. No.: 901,162**
- [22] **Filed: Aug. 26, 1986**
- [52] **U.S. Cl. D6/422; D6/427**
- [58] **Field of Search D6/422, 423, 424, 425, D6/426, 427, 428; 312/194, 195, 196**

- D. 258,787 4/1981 Verdesca D6/422
- D. 284,532 7/1986 Vogt D6/428
- D. 292,765 11/1987 Esslinger et al. D6/422 X
- D. 295,810 5/1988 Saporiti D6/422
- D. 296,165 6/1988 Ferguson et al. D6/422
- 3,992,067 11/1976 Kane 312/194

Primary Examiner—Carmen H. Vales-Lado
Attorney, Agent, or Firm—Mann, McWilliams, Zummer & Sweeney

[56] **References Cited**

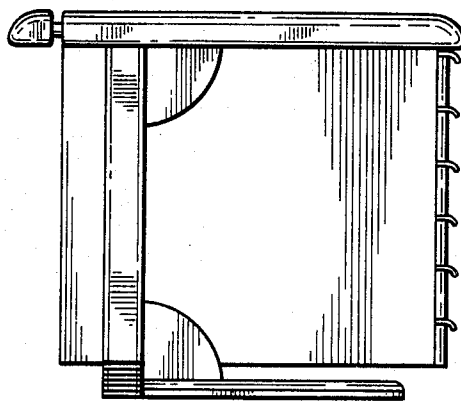
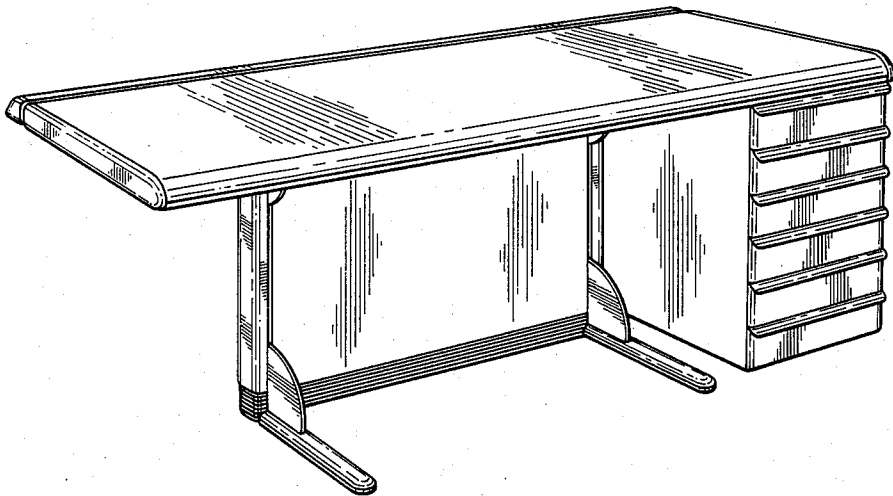
U.S. PATENT DOCUMENTS

- D. 109,317 4/1938 Ericson D6/427
- D. 143,265 12/1945 Brainard et al. D6/427
- D. 157,381 2/1950 Kramer D6/425
- D. 164,851 10/1951 Gass D6/422
- D. 251,646 4/1979 Walsh D6/422

[57] **CLAIM**
The ornamental design for a desk, as shown.

DESCRIPTION

FIG. 1 is a perspective view of a desk showing my new design;
FIG. 2 is a left side elevational view thereof;
FIG. 3 is a front elevational view thereof;
FIG. 4 is a bottom plan view thereof;
FIG. 5 is a rear elevational view thereof;
FIG. 6 is a right side elevational view thereof; and,
FIG. 7 is a top plan view thereof.



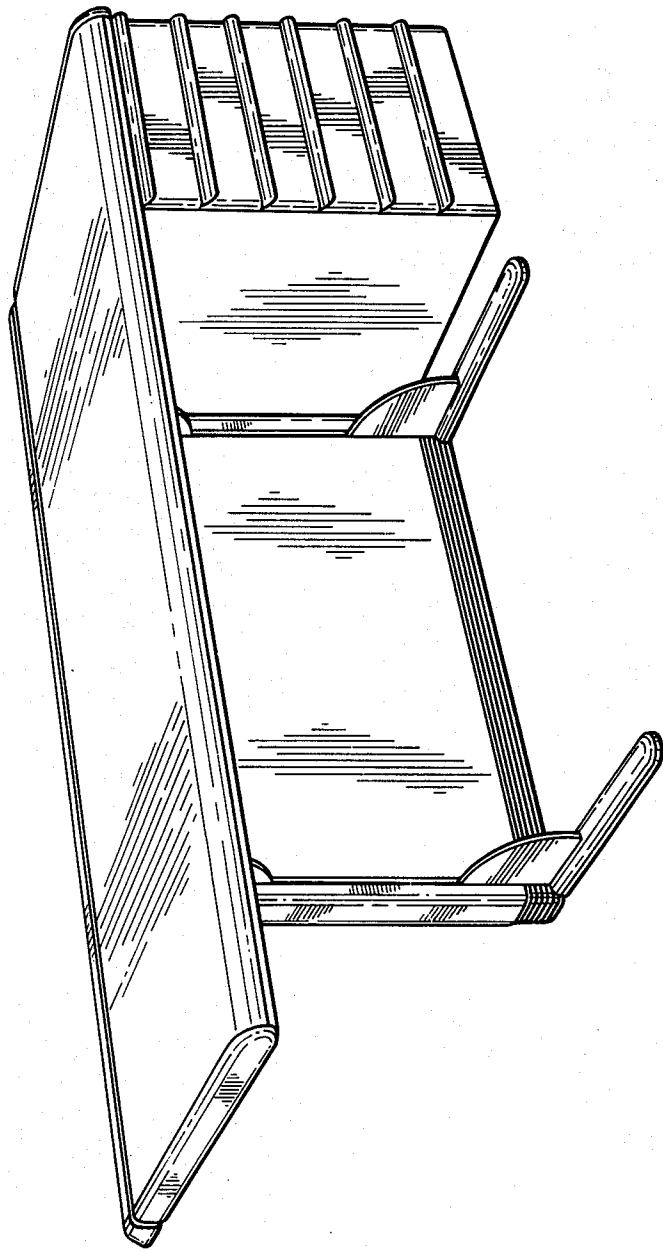


FIG. 1

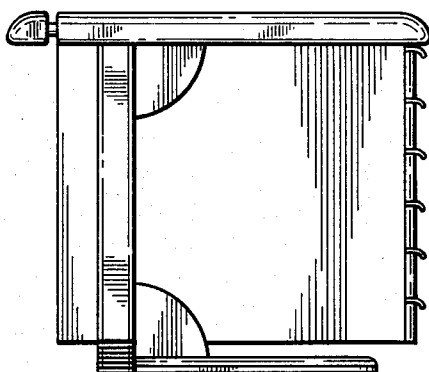


FIG. 2

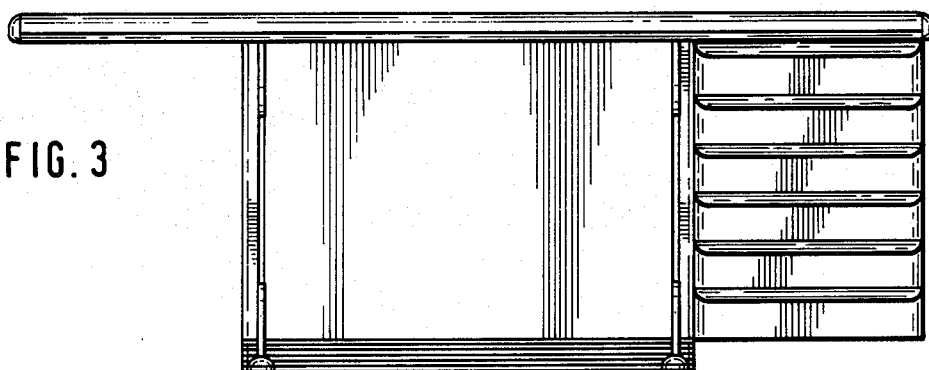
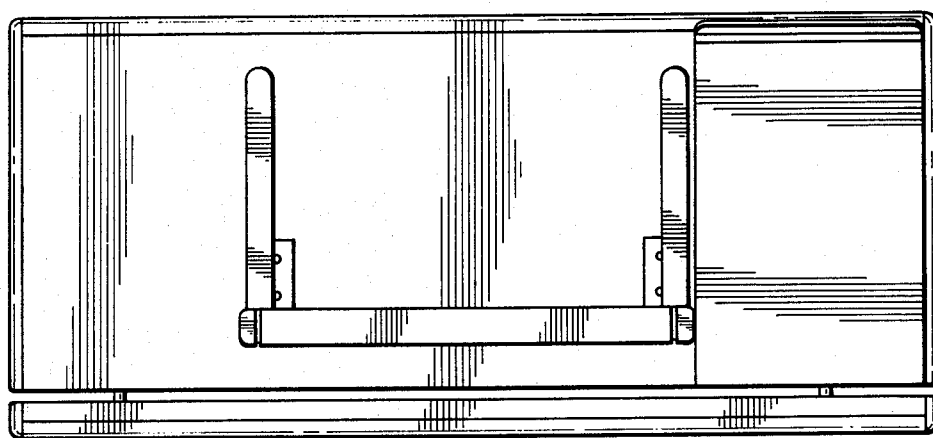


FIG. 3

FIG. 4



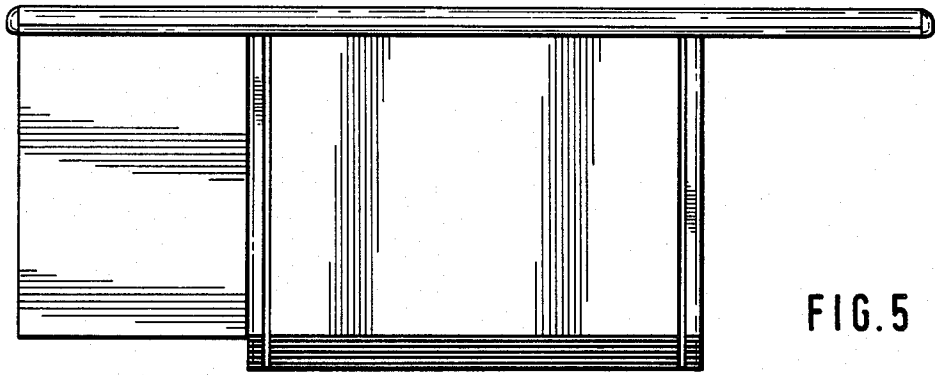


FIG. 5

FIG. 6

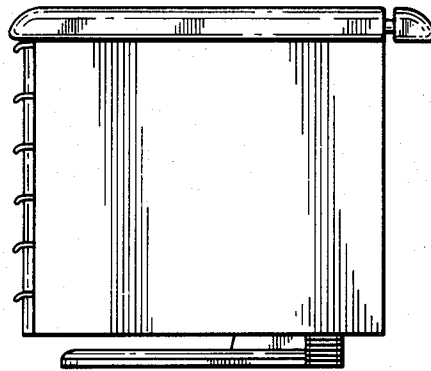


FIG. 7

