

April 18, 1933.

S. C. LEFFERT

1,904,480

TETHER FOR CHILDREN

Filed April 22, 1931

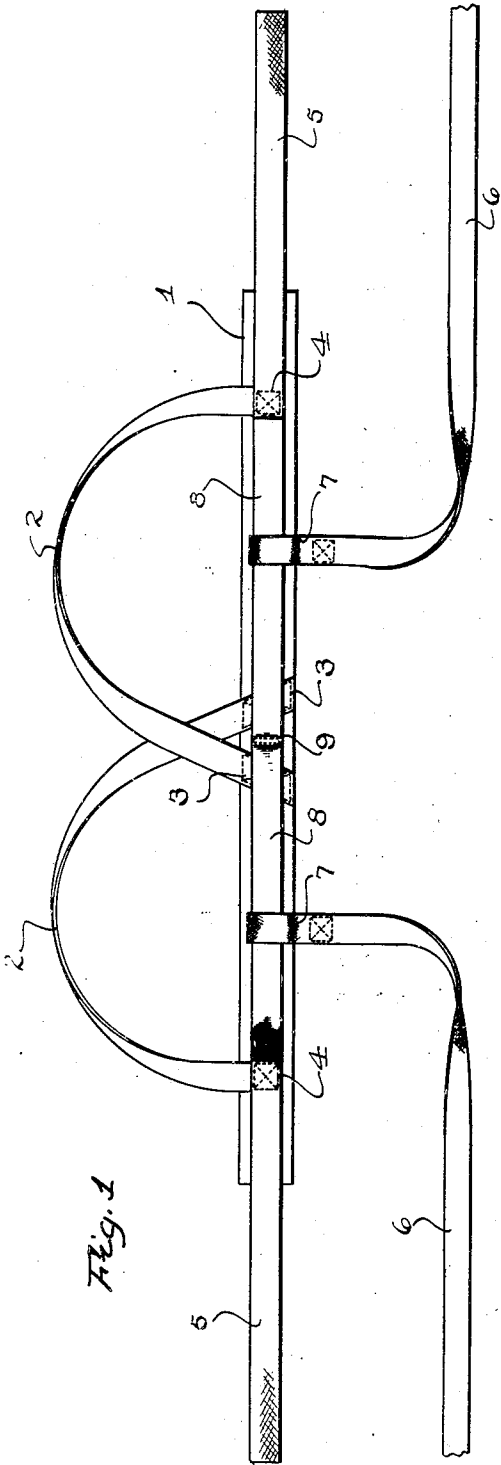


Fig. 1

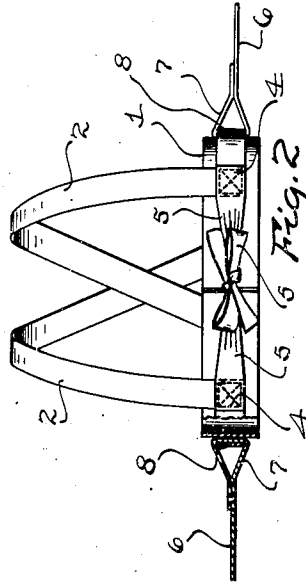


Fig. 2

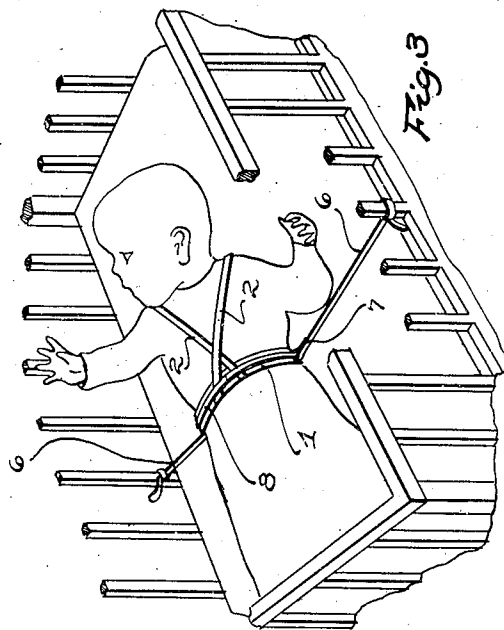


Fig. 3

INVENTOR
S. C. Leffert
BY *H. W. Williams*
his ATTORNEY

UNITED STATES PATENT OFFICE

SOL C. LEFFERT, OF BRIGHTON, NEW YORK

TETHER FOR CHILDREN

Application filed April 22, 1931. Serial No. 531,959.

The present invention relates to a tether for children and an object thereof is to confine the child while permitting the child to turn readily to either side, thus reducing the chances of the child uncovering itself when used in connection with a bed.

To these and other ends, the invention consists of certain parts and combinations of parts all of which will be hereinafter described, the novel features being pointed out in the appended claim.

In the drawing:

Fig. 1 is a view of the tether spread into a flat condition;

Fig. 2 is a plan view of the tether with a part shown in section; and

Fig. 3 is a view showing the tether in use.

In the illustrated embodiment of the invention, 1 indicates a waistband and 2 two shoulder straps which are stitched at 3 to the waistband in crossed relation on opposite sides of the middle of the waistband, and are stitched at 4 adjacent opposite ends of the waistband.

Tie tapes 5 are also secured by the stitches 4 and project beyond the waistband to be tied together, as shown in Fig. 2 to hold the tether to the infant.

The restraining means comprises, in this instance, two straps 6 having loops 7 at their inner ends and passed about guiding means on the waistband. The guiding means, in this instance, comprises a guide strap 8 secured at its center 9 to the waistband on the outer face of the latter between the two crossed ends of the shoulder straps 2, and also being secured at 4 to the waistband, the guide strap being free from the waistband between the said secured portion and being surrounded by the loops 7, one on one side of the securing means 9 and the other on the other side of said securing means.

The tether is secured to a child in a manner similar to that shown in Fig. 3 and the restraining straps are secured at two points on opposite sides of the child. The child is free to turn to either side but is held to a central position so that when used in connection with a bed the child cannot pull or turn off the covers.

What I claim as my invention and desire to secure by Letters Patent is:

A device of the class described comprising a waistband, two shoulder straps secured to the waistband in crossed relation on opposite sides of and near the center of the waistband and also near the ends of the waistband, a guide strap of less width and of slightly less length than the waistband secured to the waistband near its ends at the points where the shoulder straps are secured and also secured to the waistband near the center between the adjacent ends of the two crossed shoulder straps, said guide strap being free from the waistband intermediate the points where secured to the waistband, tie tapes having their inner ends superimposed on the ends of the guide strap and the ends of the crossed shoulder straps near the ends of the waistband, the said ends of the tie tapes, the ends of the guide strap and the ends of the crossed shoulder straps adjacent the ends of the waistband all being secured in their said relationship by stitching passing through these said parts and the waistband, and restraining straps having their ends looped around the guide strap for sliding movement thereon.

SOL C. LEFFERT.

55
60
65
70
75
80
85
90
95
100