



US00D569594S

(12) **United States Design Patent** (10) **Patent No.:** **US D569,594 S**
Horne et al. (45) **Date of Patent:** **** May 27, 2008**

(54) **FOOTWEAR SOLE**

(75) Inventors: **Lester F. Horne**, Grand Isle, VT (US);
Martin W. F. Dean, St. Albans (GB)

(73) Assignee: **Wolverine World Wide, Inc.**,
Rockford, MI (US)

(**) Term: **14 Years**

(21) Appl. No.: **29/286,773**

(22) Filed: **May 17, 2007**

(51) **LOC (8) Cl.** **02-04**

(52) **U.S. Cl.** **D2/958; D2/953; D2/957**

(58) **Field of Classification Search** D2/902,
D2/947, 951-955, 957-960; 36/3 B, 22 R,
36/24.5, 25 R, 28, 32 R, 34 R, 67 A, 59 C
See application file for complete search history.

(56) **References Cited**

U.S. PATENT DOCUMENTS

D113,620	S	*	3/1939	Cairns	D2/955
2,978,006	A	*	4/1961	Clemens	156/210
D263,645	S	*	4/1982	Mastrantuone	D2/958
D308,285	S	*	6/1990	Serna	D2/958
D323,058	S	*	1/1992	Chow	D2/958
6,029,377	A	*	2/2000	Niikura et al.	36/67 R
D487,333	S	*	3/2004	Laska	D2/958
D556,988	S	*	12/2007	Horne et al.	D2/957
D561,439	S	*	2/2008	Schoenborn et al.	D2/957

OTHER PUBLICATIONS

Patagonia Spring 2007 Catalog, p. 14.
CAT Winter 2007 Catalog, p. 3.

Hyttest 2007 Catalog, p. 73.

CAT 1997 Catalog, p. 37.

Merrell Spring 2000 Catalog, p. 41.

Hyttest 1998 Catalog, p. 69.

Hyttest 1997 Catalog, p. 65.

* cited by examiner

Primary Examiner—Celia A. Murphy

(74) *Attorney, Agent, or Firm*—Warner Norcross & Judd LLP

(57) **CLAIM**

The ornamental design for footwear sole, as shown and described.

DESCRIPTION

FIG. 1 is a perspective view of the footwear sole embodying the new design;

FIG. 2 is a bottom view thereof;

FIG. 3 is a right side view thereof;

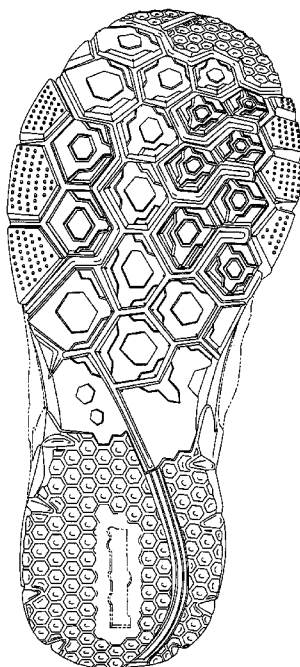
FIG. 4 is a left side view thereof;

FIG. 5 is a front view thereof; and,

FIG. 6 is a rear view thereof.

FIGS. 1-6 show features of an article of footwear in phantom lines. These features are shown for environmental purposes and do not form any part of the claimed design. Further, the phantom lines immediately adjacent the solid-line portions of the design form the boundary of the design, with the phantom lines forming no part of the claimed design.

1 Claim, 4 Drawing Sheets



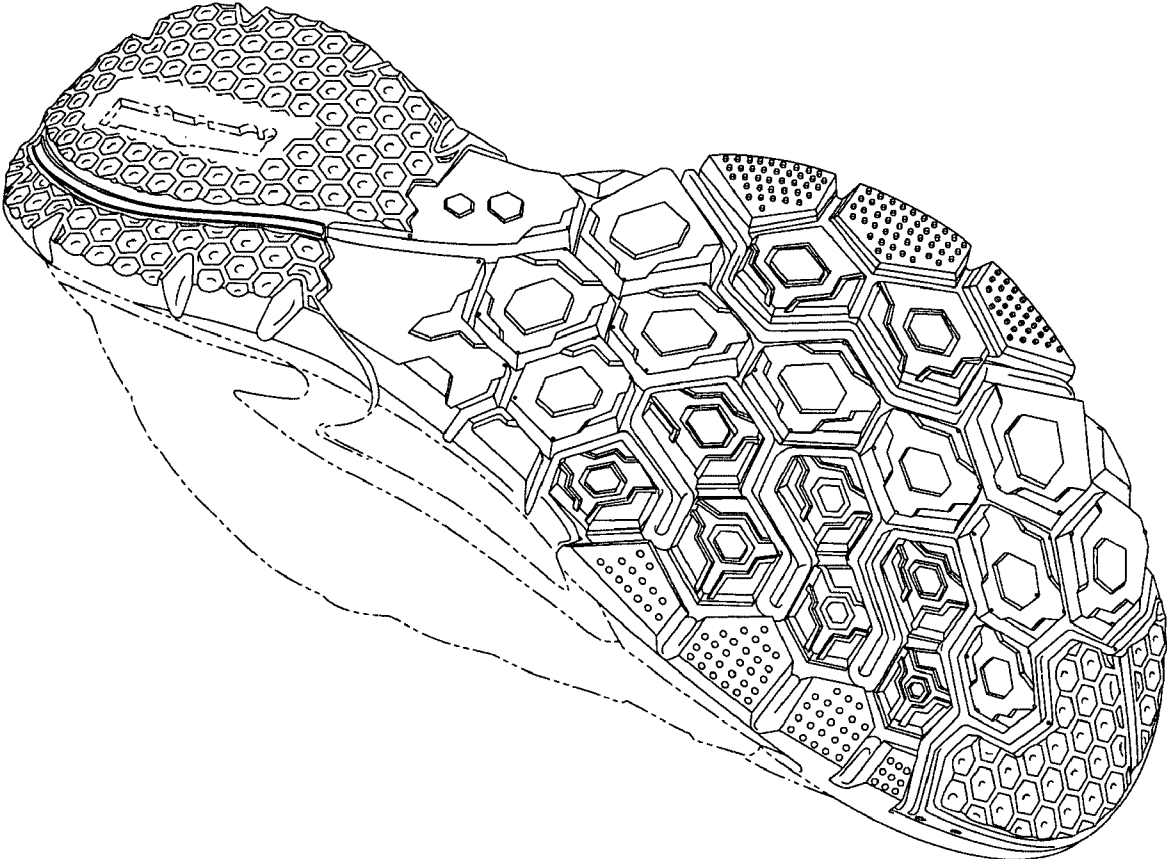


Fig. 1

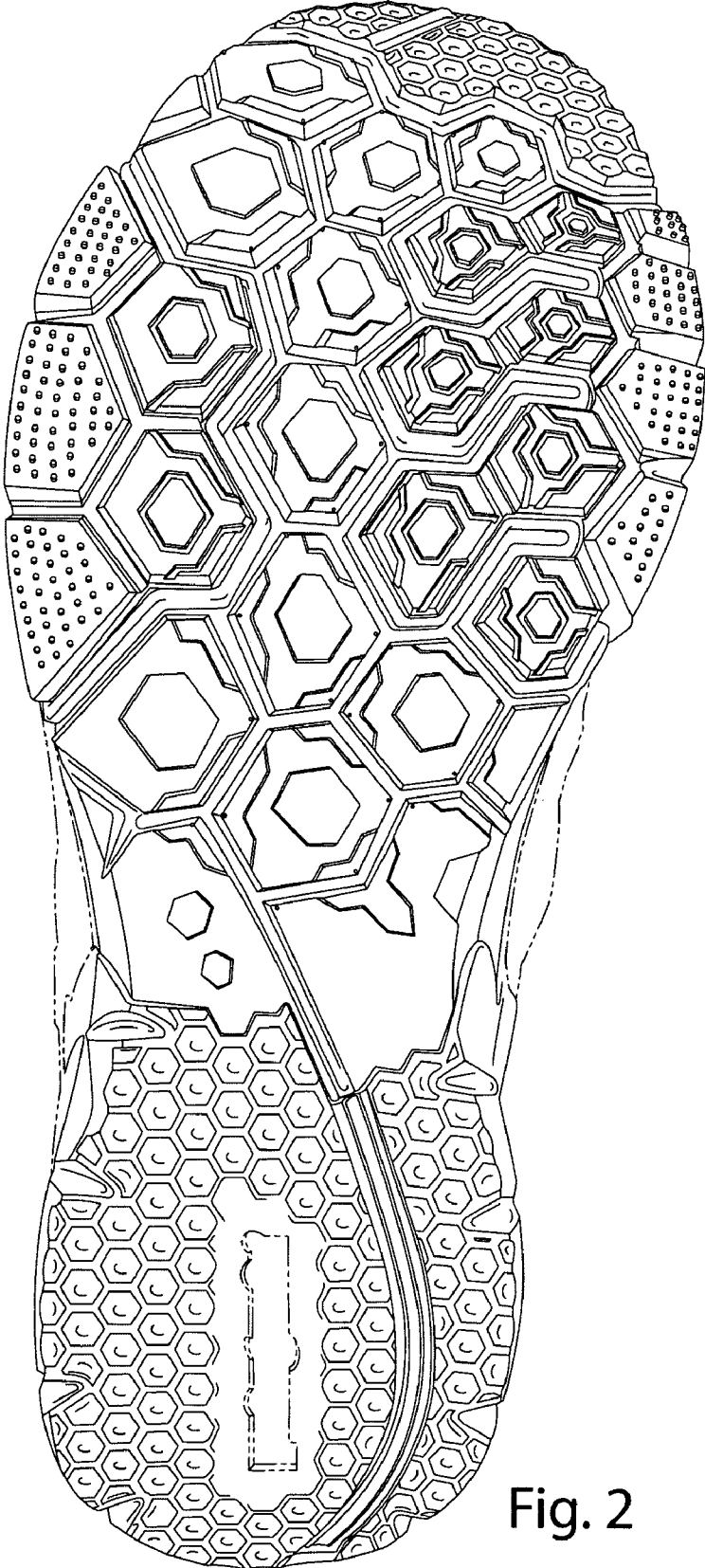


Fig. 2




Fig. 3

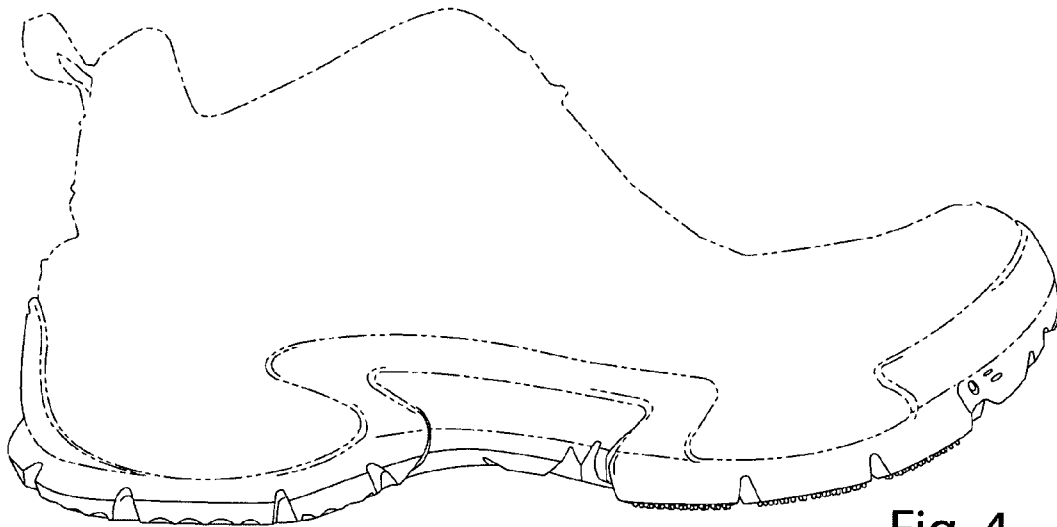


Fig. 4

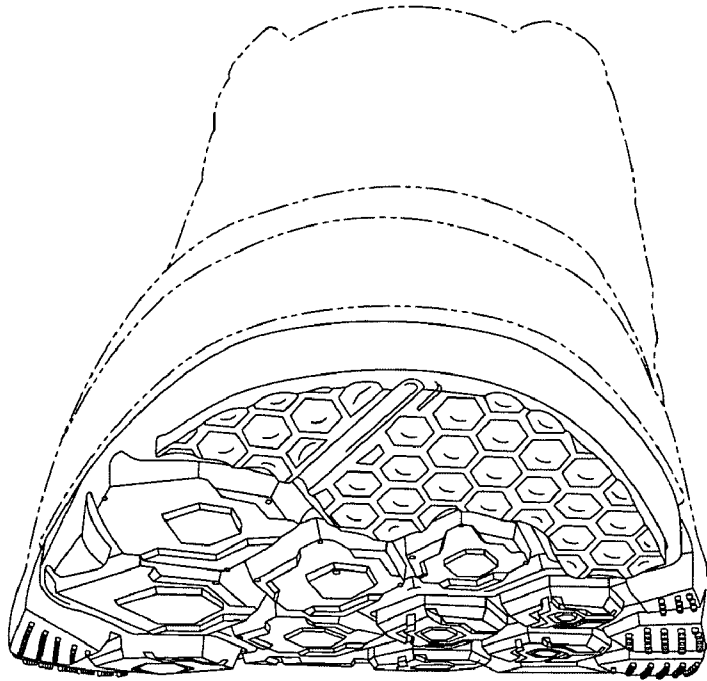


Fig. 5

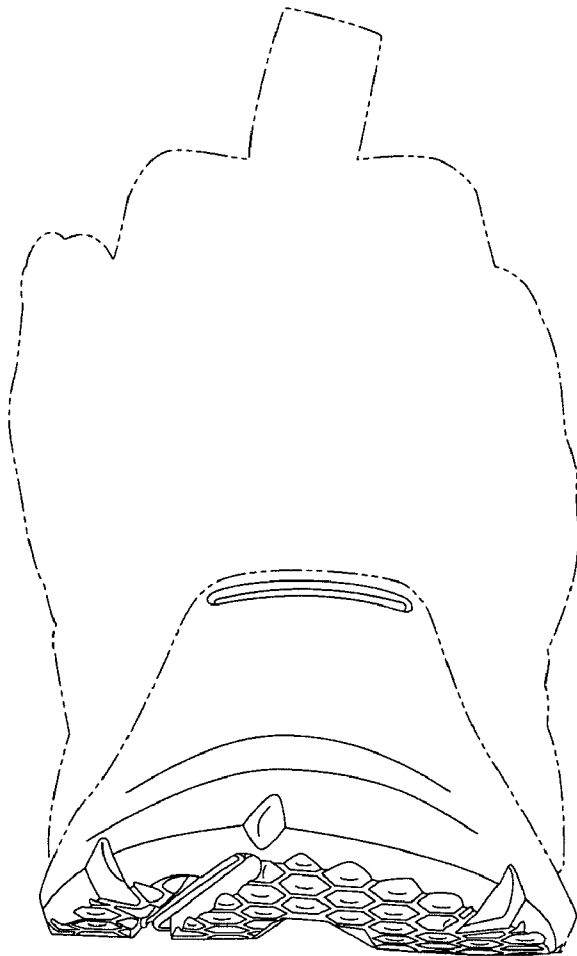


Fig. 6