

(No Model.)

H. S. WORKS.
FRAME FOR SIGNS.

No. 373,384.

Patented Nov. 15, 1887.

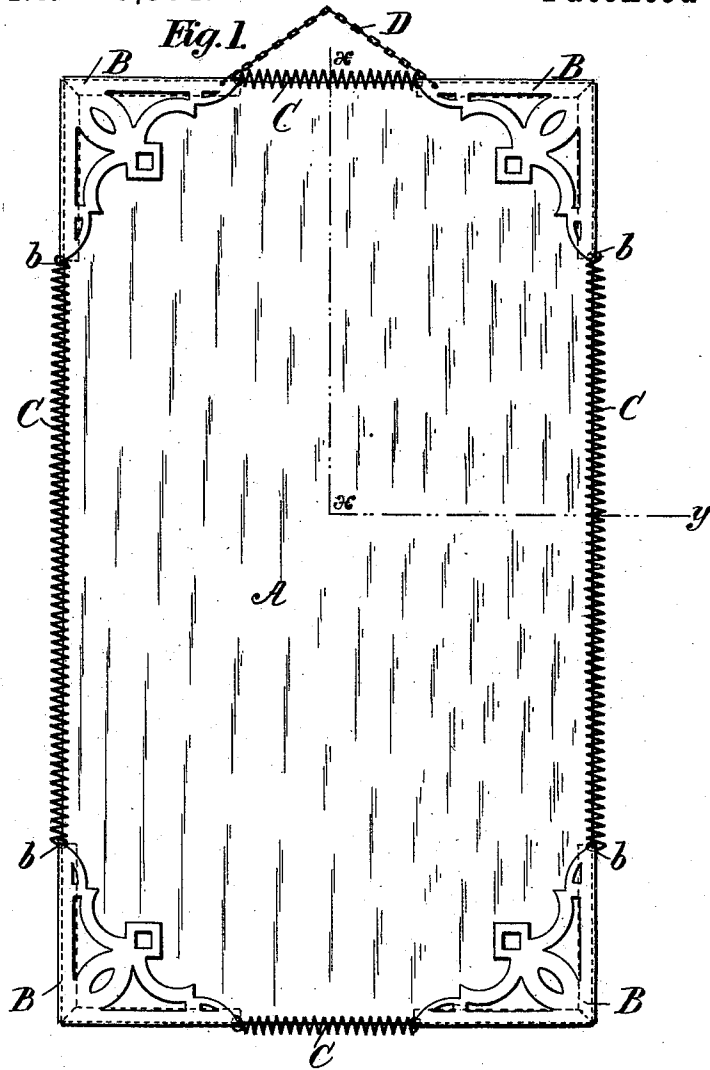


Fig. 2.

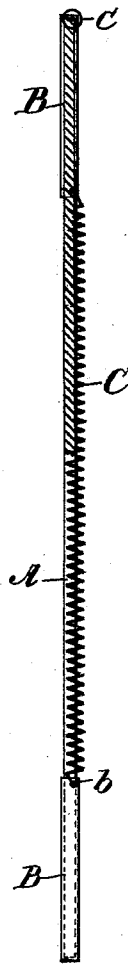
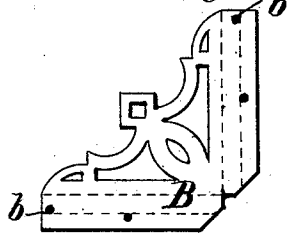


Fig. 3.



WITNESSES:
Edmond F. Tourtellotte.
Chas. A. Reed

INVENTOR
Hattie S. Works,
BY
Hubert V. Canning
ATTORNEY

UNITED STATES PATENT OFFICE.

HATTIE S. WORKS, OF BROOKLYN, NEW YORK.

FRAME FOR SIGNS.

SPECIFICATION forming part of Letters Patent No. 373,384, dated November 15, 1887.

Application filed May 2, 1887. Serial No. 236,801. (No model.)

To all whom it may concern:

Be it known that I, HATTIE S. WORKS, of the city of Brooklyn, in the county of Kings and State of New York, have invented a certain new and useful Improvement in Frames for Signs, &c., of which the following is such a full, clear, concise, and exact description as will enable others skilled in the art to which my invention appertains to make and use the same, reference being had to the accompanying drawings, forming part of this specification.

My invention relates more particularly to that class of frames or holders which are used upon glass signs to hold and suspend the same. Signs made of glass have heretofore been protected in various ways, as by corner-pieces rigidly secured one to another by a chain or similar unyielding connection which extended along the sides and ends between the corner-pieces to which they were attached. With such connections, however, difficulties were experienced in placing the frame upon a glass sign, owing to the liability of breaking the sign and the care required in making the connections.

The object of my invention is to avoid such difficulties; and it consists in constructing a frame with yielding connections between the several corner-pieces, as hereinafter more fully described, and pointed out in the claims.

In the drawings, Figure 1 is a front elevation of a glass having a frame with my improvement applied thereto; and Fig. 2 is an edge view of the same, but with the upper portion in section, as indicated by the lines *x x x y* of Fig. 1. Fig. 3 is a perspective view of one of the corner-pieces when detached from the frame and from its connections.

In the drawings, A represents the glass or part which it is intended to retain and suspend by the frame, which consists of corner-pieces B B B B and yielding connections between such corner-pieces, as shown by the spiral wires C C C C. In addition to these parts, a chain, D, or other connection may be attached to the corner pieces at the upper end of the glass, as shown in Fig. 1, which serves as a means by which the sign may be hung up.

In practice the corner-pieces are usually formed of thin metal, with a suitably-designed front and a flange at the back in the ordinary way. For the purpose of making the connections between these corner-pieces holes *b b* are made at the extremities of the corner-pieces, and the spiral wires C are attached to the corners by being secured through such holes. When the connection of the spiral wires is made with these several corner-pieces, the holder is ready for use and may be applied by passing the corners over the glass or object to be framed, and this can easily be done, owing to the elasticity of the spiral wires, which permits sufficient extension to pass the ends, and when the corner-pieces are placed on, the spirals will contract and draw the corner-pieces snugly over the corners of the glass, and it will then be ready to be hung up.

By the use of a frame having elastic or yielding connections between the corner-pieces, as described, the frame is made to fit without encountering the difficulties which arise from the use of rigid connections, and it may be all completed and put together before being applied to the sign or object which it incloses.

Having thus described my invention, what I claim as new, and desire to secure by Letters Patent, is—

1. A frame or holder for signs, &c., which consists of corner-pieces adapted to inclose and protect the corners of a sign, said corner-pieces being connected one with another by yielding or elastic attachments, substantially as and for the purpose set forth.

2. A frame or holder for signs, &c., consisting of corner-pieces B B B B, united one to another by elastic connections, as spiral wires C C C C, said frame being provided with a suspending attachment or chain, D, substantially as and for the purpose set forth.

HATTIE S. WORKS.

Witnesses:

FRANK C. LANG,
CHAS. A. REED.