



US00D982770S

(12) **United States Design Patent**
Shirasawa

(10) **Patent No.:** **US D982,770 S**

(45) **Date of Patent:** **** Apr. 4, 2023**

(54) **MASSAGE TOOL**

(71) Applicant: **Ayumu Shirasawa**, Tokyo (JP)

(72) Inventor: **Ayumu Shirasawa**, Tokyo (JP)

(73) Assignee: **Ayumu Shirasawa**, Tokyo (JP)

(**) Term: **15 Years**

(21) Appl. No.: **29/804,492**

(22) Filed: **Aug. 20, 2021**

(30) **Foreign Application Priority Data**

Mar. 24, 2021 (JP) 2021-006141 D

(51) **LOC (14) Cl.** **24-01**

(52) **U.S. Cl.** **D24/215**

USPC **D24/215**

(58) **Field of Classification Search**

USPC D24/133, 141, 200, 211, 212, 213, 214,
D24/215

CPC .. A45B 3/00; A61H 2201/0157; A61H 19/44;
A61H 21/00

See application file for complete search history.

(56) **References Cited**

U.S. PATENT DOCUMENTS

D405,536 S *	2/1999	Haynes	D24/214
D423,676 S *	4/2000	Lazio	D24/214
D436,181 S *	1/2001	Lazio	D24/214
D456,909 S *	5/2002	Szabo	D24/214
D465,852 S *	11/2002	Bloch	D24/214
D475,793 S *	6/2003	Tinsley	D24/214
D582,551 S *	12/2008	Takashima	D24/141
D687,962 S *	8/2013	DiVittorio	D24/215
D698,452 S *	1/2014	Tai	D24/215
D698,936 S *	2/2014	Pudhnum	D24/215
D712,057 S *	8/2014	McDonald, Jr.	D24/215
D720,862 S *	1/2015	McDonald, Jr.	D24/215
D758,600 S *	6/2016	Matsushita	D24/200
D768,307 S *	10/2016	Hetzel	D24/214

D768,309 S *	10/2016	Hetzel	D24/214
D768,310 S *	10/2016	Hetzel	D24/214
D793,555 S *	8/2017	Dupre	D24/141
D809,151 S *	1/2018	Li	D24/215
D812,240 S *	3/2018	Janapol	D24/215
D826,421 S *	8/2018	Janapol	D24/215
D833,637 S *	11/2018	Marshall	D24/215

(Continued)

OTHER PUBLICATIONS

Amazon, "LEOSENSE_Trigger Point Massage Tool", Date First Available: Jan. 1, 2019. <https://www.amazon.com/Trigger-Acupressure-Handheld-Massager-Reflexology/dp/B07MRHWQP2?th=1> (Year: 2019).*

(Continued)

Primary Examiner — Michael A Maharajh

(74) *Attorney, Agent, or Firm* — Leydig, Voit & Mayer, Ltd.

(57) **CLAIM**

The ornamental design for massage tool, as shown and described.

DESCRIPTION

FIG. 1 is a perspective view of a massage tool showing my new design;

FIG. 2 is a front view thereof;

FIG. 3 is a rear view thereof;

FIG. 4 is a top view thereof;

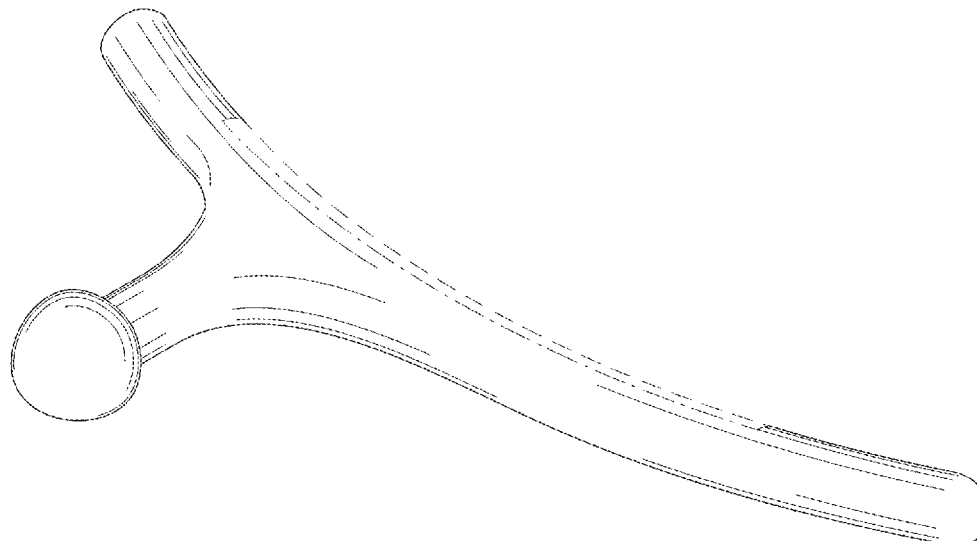
FIG. 5 is a bottom view thereof;

FIG. 6 is a right side view thereof; and,

FIG. 7 is a left side view thereof.

The broken lines shown in the drawings are for the purpose of illustrating portions of the massage tool which form no part of the claimed design. The dash dot broken lines shown are for the purpose of showing a boundary line which form no part of the claimed design.

1 Claim, 7 Drawing Sheets



(56)

References Cited

U.S. PATENT DOCUMENTS

D839,441	S	*	1/2019	Harashima	D24/215
D841,828	S	*	2/2019	Haslinger	D24/215
D844,162	S	*	3/2019	Janapol	D24/214
D845,501	S	*	4/2019	Janapol	D24/215
D890,944	S	*	7/2020	Tsang	D24/215
D910,869	S	*	2/2021	Xiong	D24/215
D917,061	S	*	4/2021	Wilt	D24/215
D945,636	S	*	3/2022	Sletten	D24/214
D966,511	S	*	10/2022	O'Mara	D24/141
D971,426	S	*	11/2022	Lieberman-Lu	D24/215

OTHER PUBLICATIONS

Amazon, "Ewinever_Jade Foot Massager", Date First Available: Apr. 12, 2016. https://www.amazon.com/Natural-Massager-Acupuncture-Massage-Therapeutic/dp/B01E76KSKE/ref=cm_cr_arp_d_product_top?ie=UTF8 (Year: 2016).*

* cited by examiner

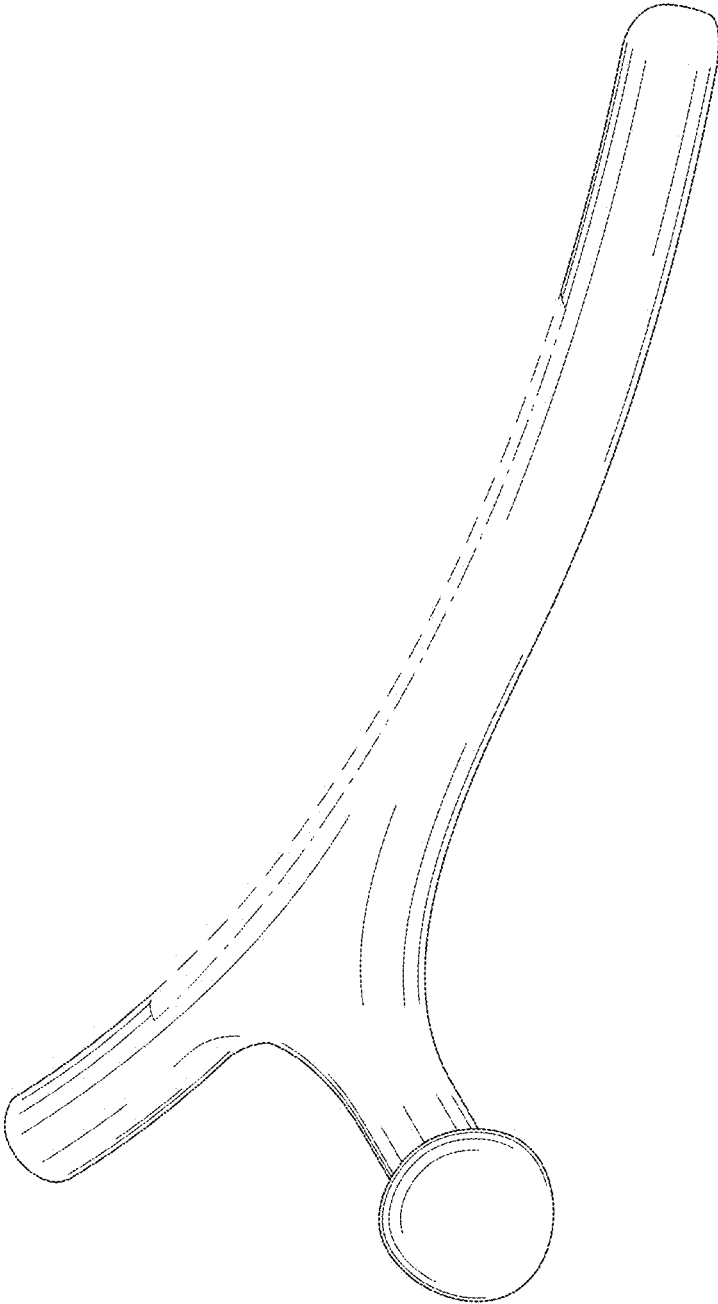


FIG. 1

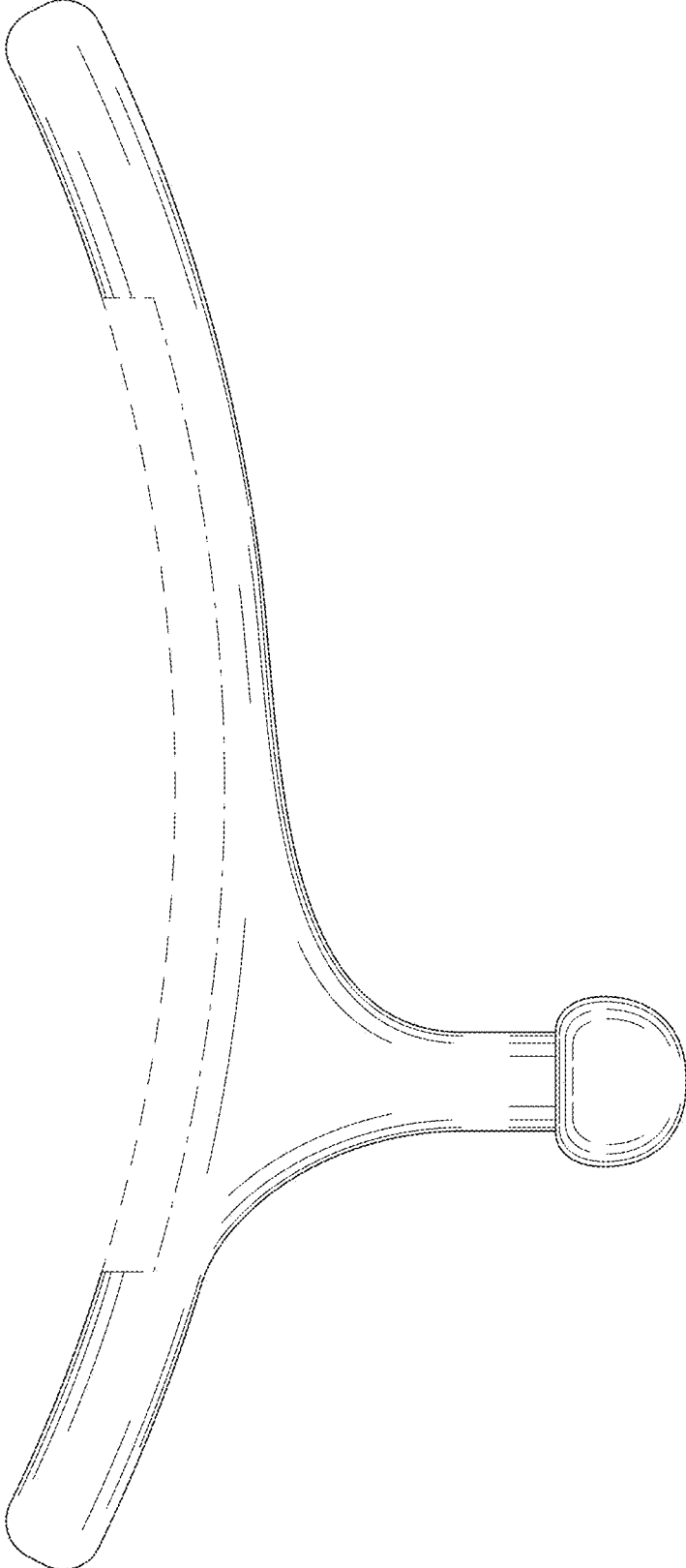


FIG. 2

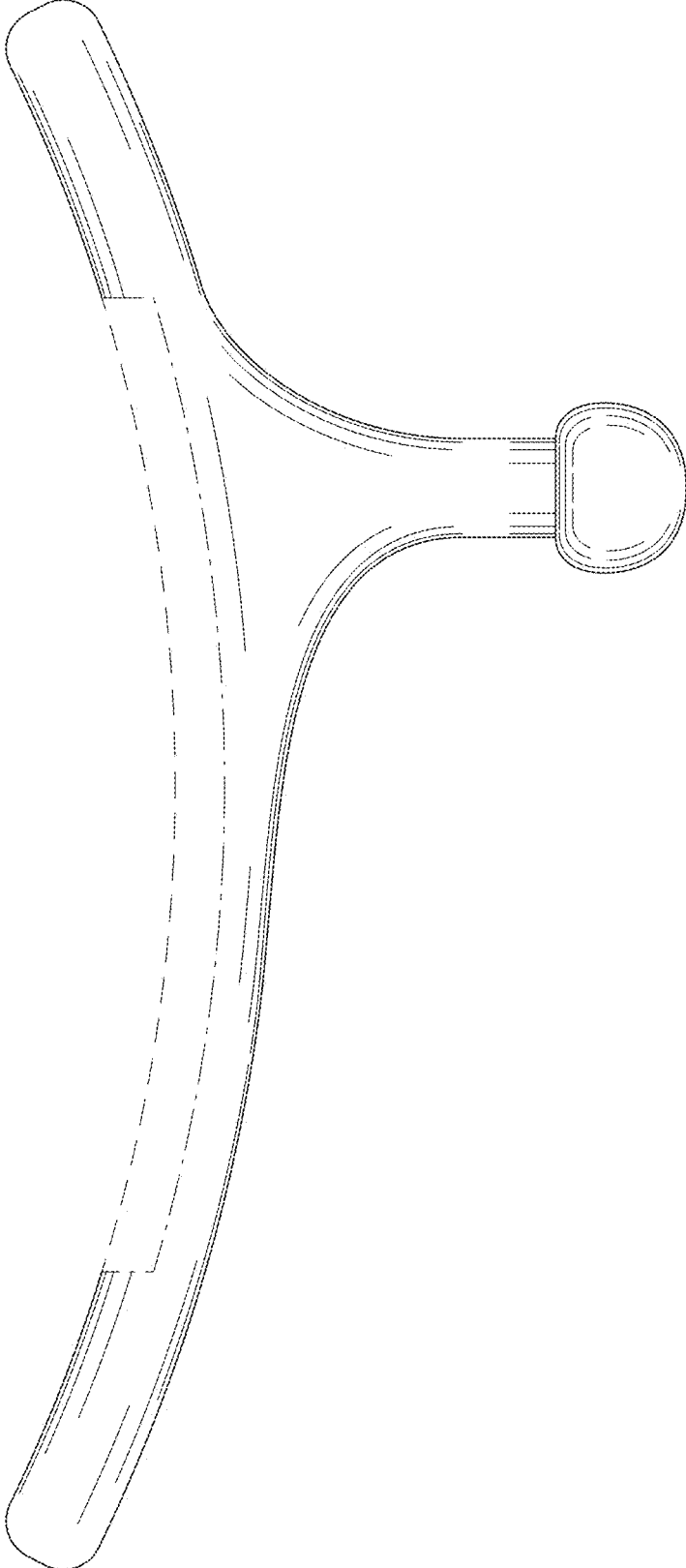


FIG. 3



FIG. 4

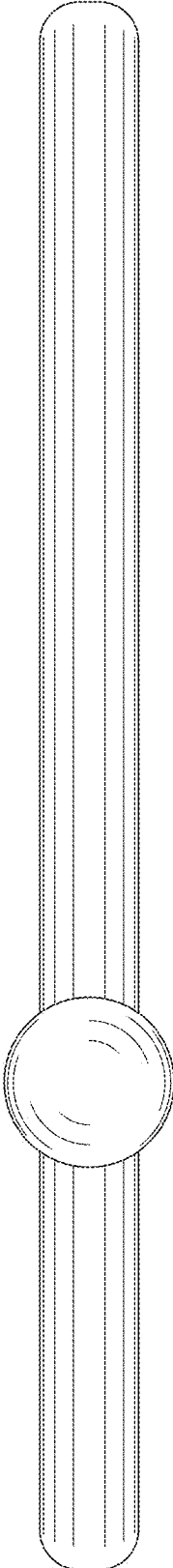


FIG. 5




FIG. 6

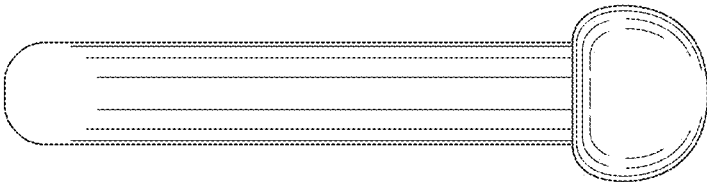


FIG. 7