



US00D570583S

(12) **United States Design Patent**  
**Belley et al.**

(10) **Patent No.:** **US D570,583 S**

(45) **Date of Patent:** **\*\* Jun. 10, 2008**

(54) **FOOTWEAR SOLE**

2006/0283043 A1\* 12/2006 Lamstein ..... 36/3 B

(75) Inventors: **Manon Belley**, Laval (CA); **Martin W. F. Dean**, St. Albans (GB); **Grant A. Urie**, Shelburne, VT (US)

**OTHER PUBLICATIONS**

CAT 1997 Catalog, p. 37.  
Merrell Sandals Spring, Summer 1996 Catalog, p. 4.  
Hy-Test 1998 Catalog, p. 69.  
Merrell Spring Performance Footwear 2000 Catalog, p. 41.  
Harley-Davidson 2000 Catalog, p. 33.  
Patagonia Spring/Summer 2007 Catalog, p. 18.  
CAT Autumn/Winter 2007 Catalog, p. 3.  
Hyttest 2007 Catalog, p. 73.  
Bates 2007 Catalog, p. 20.  
Wolverine 2000 Catalog Rubber Section, p. 1.  
Merrell Spring 2008 Catalog, p. 39.

(73) Assignee: **Wolverine World Wide, Inc.**,  
Rockford, MI (US)

(\*\*) Term: **14 Years**

\* cited by examiner

(21) Appl. No.: **29/293,106**

*Primary Examiner*—Celia A Murphy

(22) Filed: **Nov. 7, 2007**

(74) *Attorney, Agent, or Firm*—Warner Norcross & Judd LLP

(51) **LOC (8) CL.** ..... **02-04**

(52) **U.S. CL.** ..... **D2/956; D2/953**

(58) **Field of Classification Search** ..... D2/902,  
D2/906, 908, 947, 951–960; 36/3 B, 22 R,  
36/24.5, 25 R, 28, 32 R, 67 A, 59 C, 103  
See application file for complete search history.

(57) **CLAIM**

(56) **References Cited**

The ornamental design for footwear sole, as shown and described.

**U.S. PATENT DOCUMENTS**

**DESCRIPTION**

2,114,421 A *	4/1938	Giuffre .....	36/11.5
D366,754 S *	2/1996	Valverde .....	D2/954
D411,243 S *	6/1999	Lozano .....	D2/953
D412,612 S *	8/1999	Boyer .....	D2/902
D413,712 S *	9/1999	Doxey .....	D2/947
6,055,746 A *	5/2000	Lyden et al. ....	36/29
D459,577 S *	7/2002	McClaskie .....	D2/955
D469,949 S *	2/2003	Koo .....	D2/960
D474,583 S *	5/2003	Link .....	D2/952
D474,584 S *	5/2003	Matis .....	D2/953
D487,184 S *	3/2004	Issler .....	D2/953
D492,095 S *	6/2004	Sanchez et al. ....	D2/896
7,010,871 B2 *	3/2006	Sussmann .....	36/59 C
D527,514 S *	9/2006	Cass .....	D2/953
D530,490 S	10/2006	Sonnergren	
D539,516 S *	4/2007	McClaskie .....	D2/955
D554,337 S *	11/2007	Belley et al. ....	D2/956
D556,983 S *	12/2007	Mangee et al. ....	D2/952
D558,434 S *	1/2008	Roth .....	D2/959
D564,738 S *	3/2008	Belley et al. ....	D2/956
D565,285 S *	4/2008	Duffy et al. ....	D2/953

FIG. 1 is a perspective view of the footwear sole embodying the new design;

FIG. 2 is a bottom view thereof;

FIG. 3 is a right side view thereof;

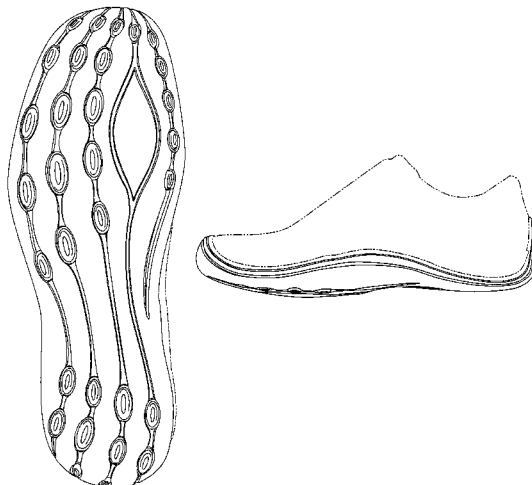
FIG. 4 is a left side view thereof;

FIG. 5 is a front view thereof; and,

FIG. 6 is a rear view thereof.

FIGS. 1–6 show features of an article of footwear in phantom lines. These features are shown for environmental purposes and do not form any part of the claimed design. Further, the phantom lines immediately adjacent the solid-line portions of the design form the boundary of the design, with the phantom lines forming no part of the claimed design.

**1 Claim, 4 Drawing Sheets**



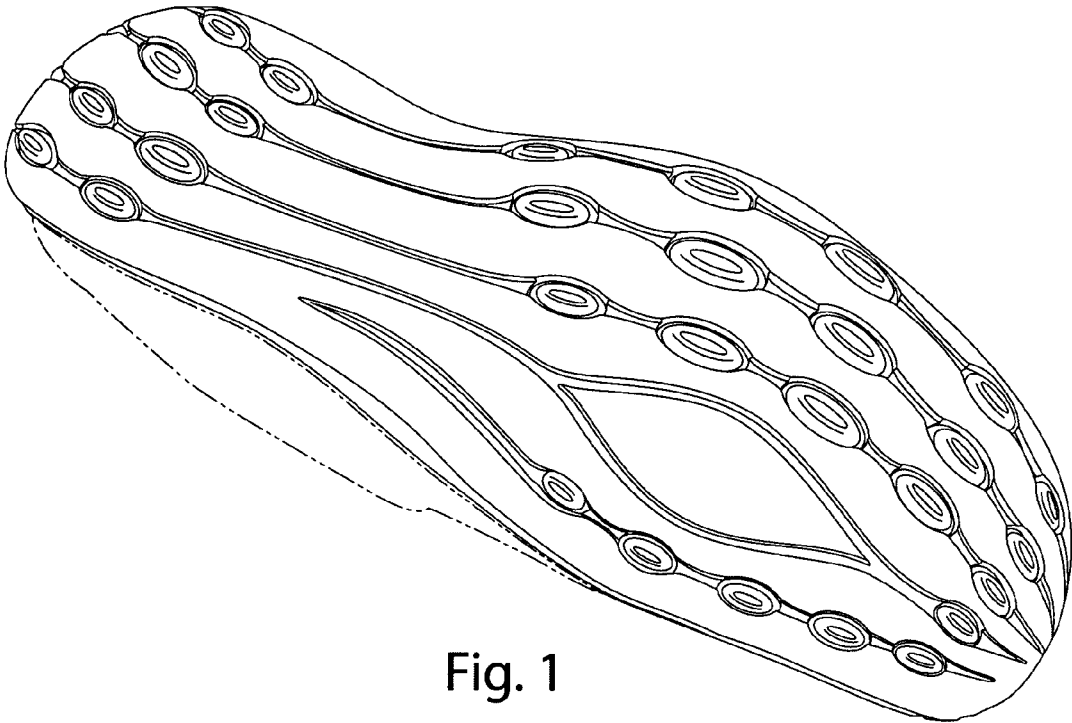


Fig. 1

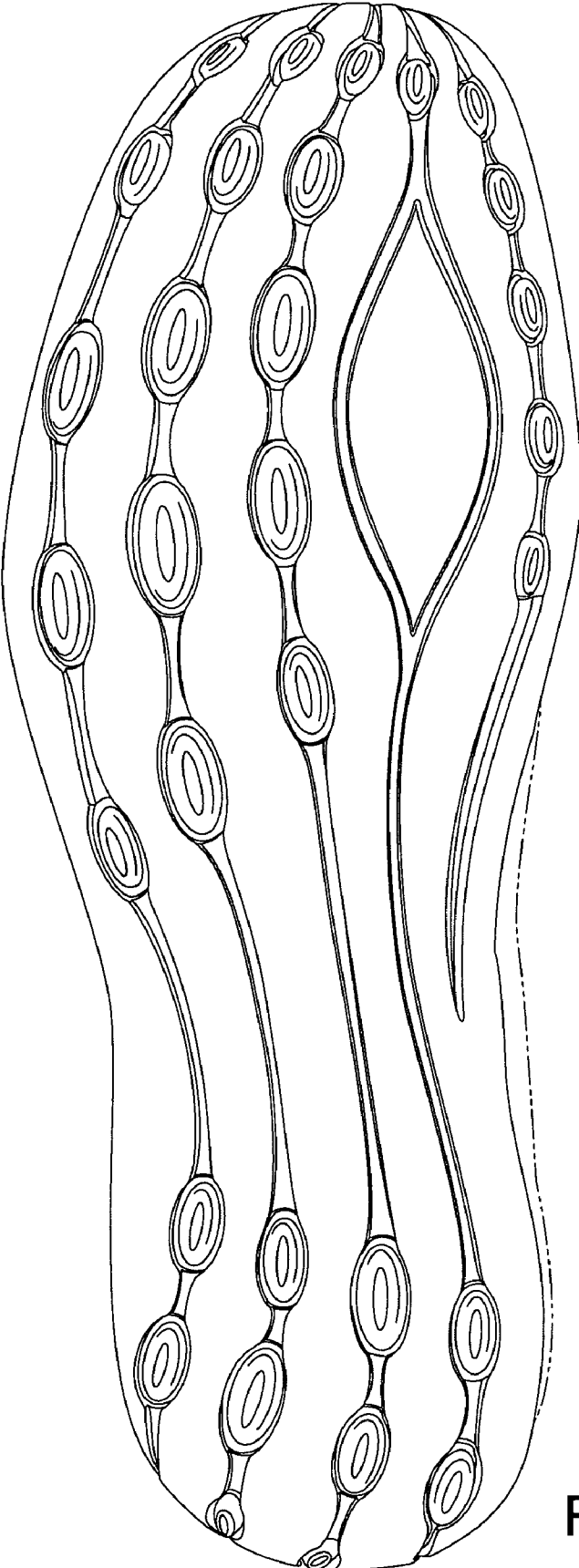


Fig. 2




Fig. 3




Fig. 4

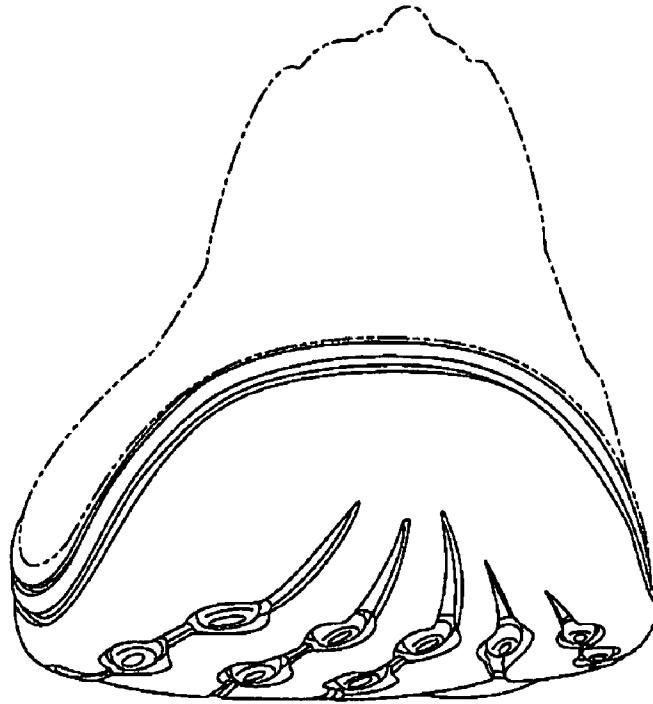


Fig. 5

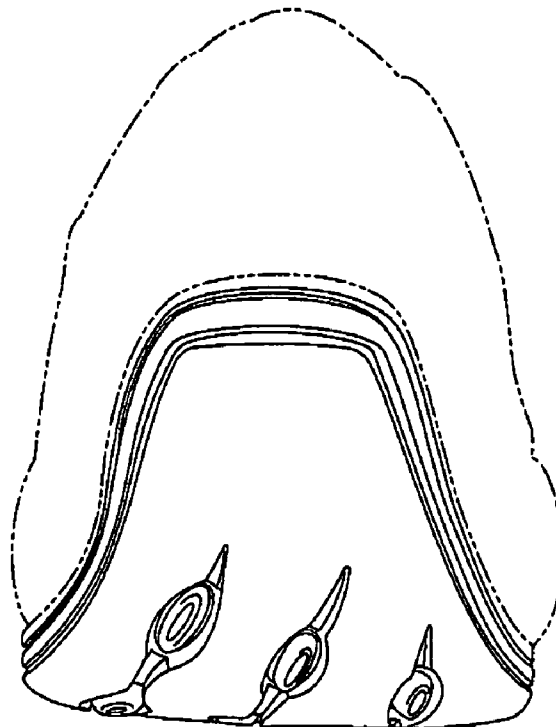


Fig. 6