



US00D448216B1

(12) **United States Design Patent**
Kolberg

(10) **Patent No.:** **US D448,216 S**

(45) **Date of Patent:** **** Sep. 25, 2001**

- (54) **TABLE**
- (75) Inventor: **Justus Kolberg**, Hamburg (DE)
- (73) Assignee: **Wilhelm Renz GmbH & Co.**,
Boeblingen (DE)
- (**) Term: **14 Years**
- (21) Appl. No.: **29/116,999**
- (22) Filed: **Jan. 14, 2000**
- (30) **Foreign Application Priority Data**
Jul. 21, 1999 (DE) 4 99 06 918
- (51) **LOC (7) Cl.** **06-03**
- (52) **U.S. Cl.** **D6/484; D6/485**
- (58) **Field of Search** D6/480-489, 495-499;
108/150, 153.1, 155, 156, 157.1, 161; 248/188,
188.1, 188.8

- D. 260,712 * 9/1981 Potucek D6/483
- D. 260,713 * 9/1981 Potucek D6/484
- D. 282,420 * 2/1986 Melland D6/422
- D. 297,990 * 10/1988 Kelley et al. D6/484
- D. 307,685 * 5/1990 Kelley et al. D6/484

* cited by examiner

Primary Examiner—Janice E. Seeger
(74) *Attorney, Agent, or Firm*—Paul Vincent

(57) **CLAIM**

The ornamental design for a table, as shown and described.

DESCRIPTION

FIG. 1 is a first perspective view of a first embodiment of my new design;
 FIG. 2 is a second perspective view of the first embodiment of the new design;
 FIG. 3 is a first perspective view of a second embodiment of the new design; and,
 FIG. 4 is a second perspective view of the second embodiment of the new design.

- (56) **References Cited**
U.S. PATENT DOCUMENTS
D. 153,738 * 5/1949 Wallance D6/485

1 Claim, 4 Drawing Sheets




Fig. 1




Fig. 2




Fig. 3




Fig. 4

