



US00D574557S

(12) **United States Design Patent**
Kling et al.

(10) **Patent No.:** **US D574,557 S**

(45) **Date of Patent:** **** Aug. 5, 2008**

(54) **HAIR APPLIANCE COMB ATTACHMENT**

(75) Inventors: **Bjorn Kling**, Glashutten (DE);
Benjamin Wilson, Frankfurter (DE)

(73) Assignee: **Braun GmbH**, Kronberg (DE)

(**) Term: **14 Years**

(21) Appl. No.: **29/293,858**

(22) Filed: **Dec. 14, 2007**

(30) **Foreign Application Priority Data**

Jun. 19, 2007 (DE) 40703100

(51) **LOC (8) Cl.** **28-03**

(52) **U.S. Cl.** **D28/54**

(58) **Field of Classification Search** D28/44-54;
30/32, 43-43.92, 44, 45, 526, 527, 196, 200,
30/201, 233, 233.5, 537

See application file for complete search history.

(56) **References Cited**

U.S. PATENT DOCUMENTS

D518,600 S * 4/2006 Ullmann et al. D28/51

D524,487 S * 7/2006 Seki et al. D28/54
D530,858 S * 10/2006 Kling D28/54
2008/0047145 A1 * 2/2008 Dietzel et al. 30/34.05

* cited by examiner

Primary Examiner—Jennifer Rivard

(74) *Attorney, Agent, or Firm*—Fish & Richardson P.C.

(57) **CLAIM**

The ornamental design for a hair appliance comb attachment, substantially as shown and described.

DESCRIPTION

FIG. 1 is a perspective view of a hair appliance comb attachment from above, showing the new design;

FIG. 2 is a front view of the comb attachment thereof;

FIG. 3 is a left side view of the comb attachment thereof;

FIG. 4 is a top plan view of the comb attachment thereof;

FIG. 5 is a rear side view of the comb attachment thereof; and,

FIG. 6 is a bottom plan view of the comb attachment thereof.

1 Claim, 2 Drawing Sheets

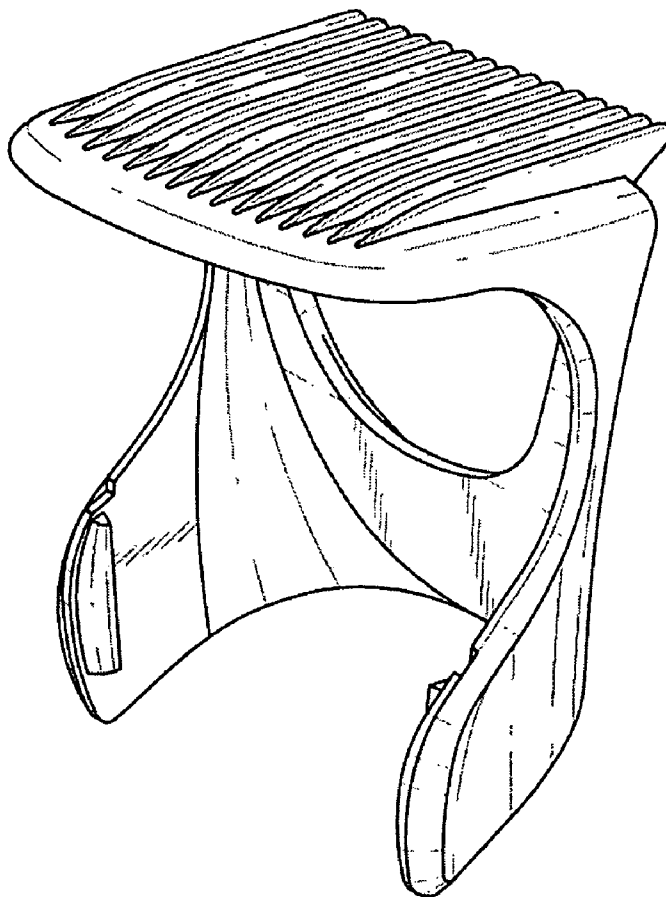


Fig. 1

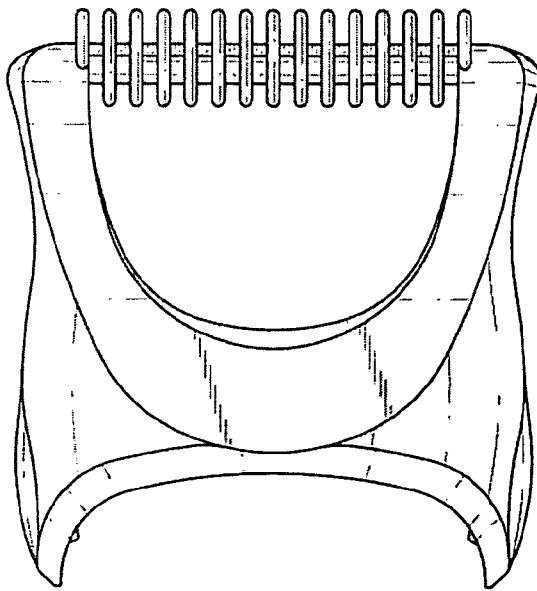
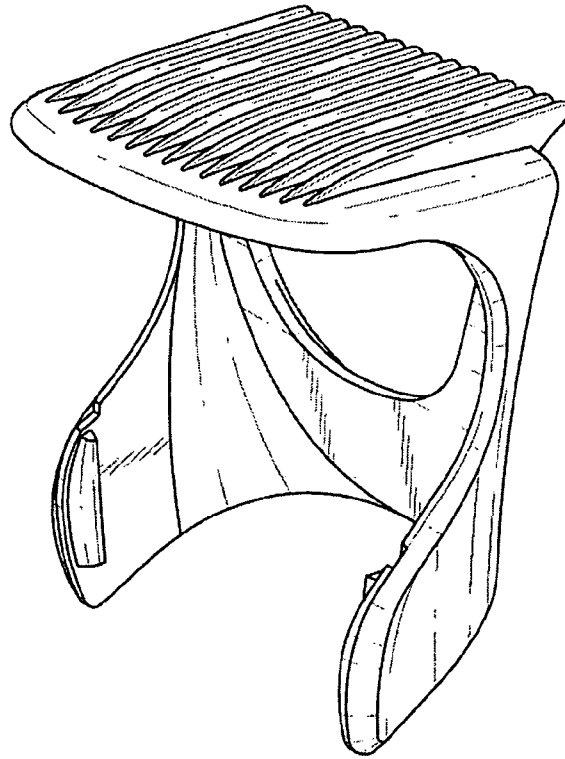


Fig. 2

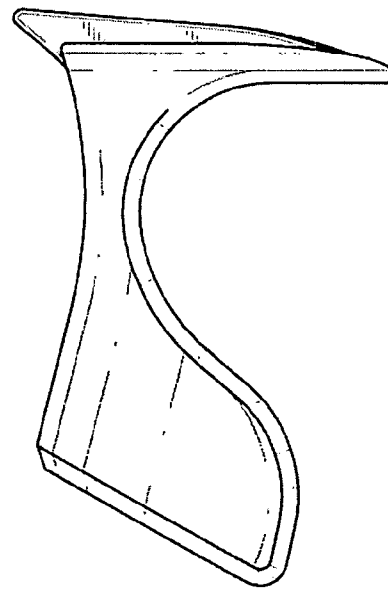


Fig. 3

Fig. 4

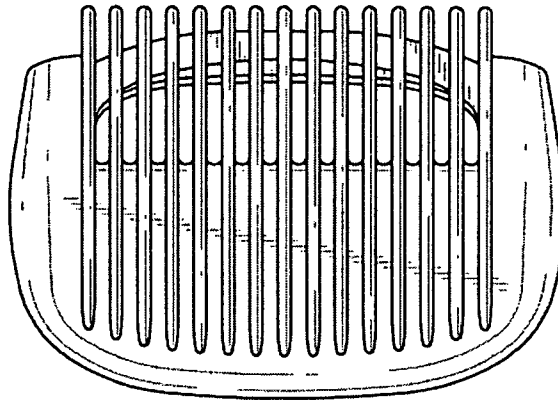


Fig. 5

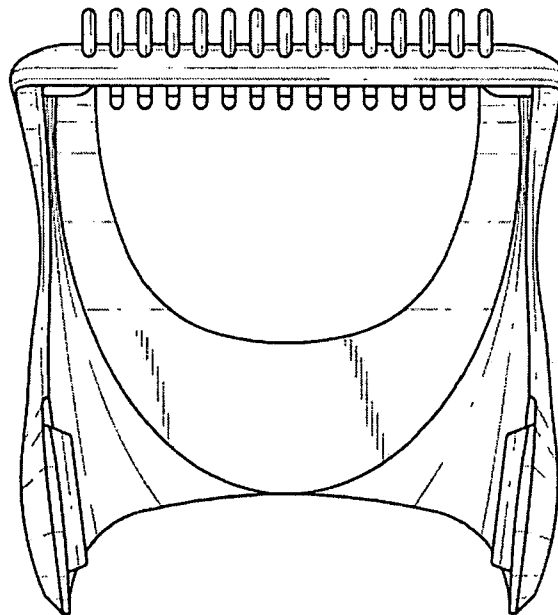


Fig. 6

