



US00D805069S

(12) **United States Design Patent**
Won et al.

(10) **Patent No.:** **US D805,069 S**
(45) **Date of Patent:** **** Dec. 12, 2017**

(54) **DISPLAY DEVICE**

(71) Applicant: **SAMSUNG DISPLAY CO., LTD.**,
Yongin-si, Gyeonggi-do (KR)

(72) Inventors: **Seong Geun Won**, Hwaseong-si (KR);
Hyung-Gyu Park, Seoul (KR); **Soo Hee Oh**, Hwaseong-si (KR)

(73) Assignee: **Samsung Display Co., Ltd.**, Yongin-si (KR)

(**) Term: **15 Years**

(21) Appl. No.: **29/576,519**

(22) Filed: **Sep. 2, 2016**

(30) **Foreign Application Priority Data**

Mar. 3, 2016 (KR) 30-2016-0009821

(51) **LOC (10) Cl.** **14-02**

(52) **U.S. Cl.**
USPC **D14/371; D14/341**

(58) **Field of Classification Search**

USPC D14/371-375, 125-129, 336, 337, 341,
D14/239; 341/12; 345/104, 156, 168,
345/173; 348/180, 184, 325, 739; 349/1,
349/2, 11, 62; 361/679.05-679.07,
361/679.21; D6/300, 308
CPC G06F 1/16; G06F 1/1601; G06F 3/037;
G06F 1/162; G06F 1/1613; G06F
1/133308; F16M 11/02; F16M 11/10;
F16M 11/00; F16M 11/06; F16M 11/18;
F16M 11/045; F16M 11/105; F16M
11/041; F16M 11/126; F16M 11/04;
F16M 13/02; F16M 11/24; A47F 5/00
See application file for complete search history.

(56) **References Cited**

U.S. PATENT DOCUMENTS

D662,921 S * 7/2012 Clements D14/243
D703,213 S * 4/2014 Gifford D14/447

D713,811 S * 9/2014 Isaacs D14/138 AA
8,929,085 B2 * 1/2015 Franklin G06F 1/1626
361/749
D736,751 S * 8/2015 Lee D14/248
2014/0118271 A1 * 5/2014 Lee G06F 3/0488
345/173

FOREIGN PATENT DOCUMENTS

KR 10-2015-0099677 A 9/2015

* cited by examiner

Primary Examiner — Freda S Nunn

(74) *Attorney, Agent, or Firm* — Lewis Roca Rothgerber
Christie LLP

(57) **CLAIM**

The ornamental design for display device, as shown and described.

DESCRIPTION

FIG. 1 is a front perspective view of the display device;
FIG. 2 is a front view thereof;
FIG. 3 is a rear view thereof;
FIG. 4 is a left side view thereof;
FIG. 5 is a right side view thereof;
FIG. 6 is a top view thereof;
FIG. 7 is a bottom view thereof;
FIG. 8 is a rear perspective view thereof;
FIG. 9 is a front perspective view thereof in which an image is displayed on a front surface; and,
FIG. 10 is a rear perspective view thereof in which an image is displayed on a rear surface.
The broken lines shown in the drawings represent unclaimed portions of the display device only and form no part of the claimed design.

1 Claim, 10 Drawing Sheets

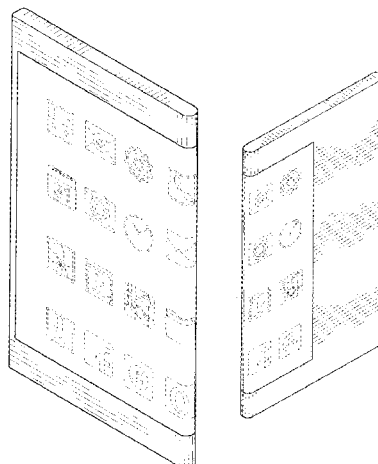


FIG. 1

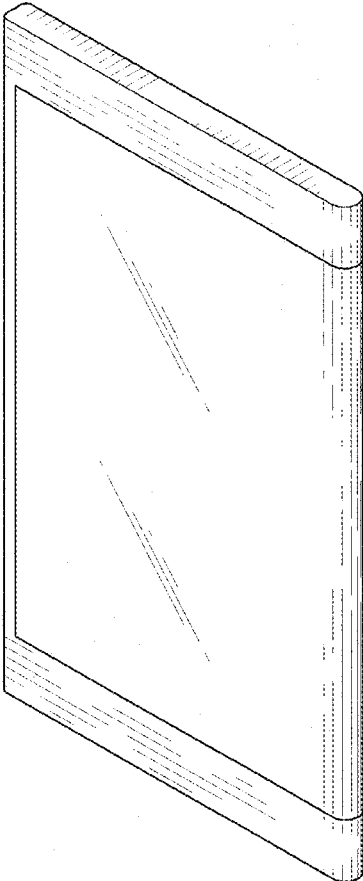


FIG. 2




FIG. 3




FIG. 4




FIG. 5




FIG. 6



FIG. 7



FIG. 8

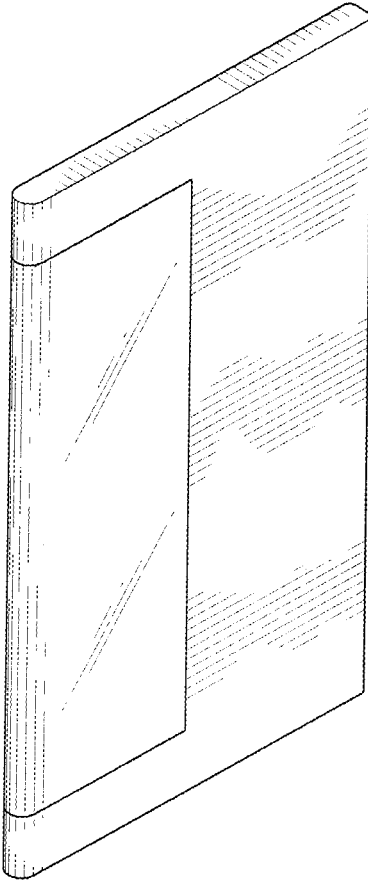


FIG. 9

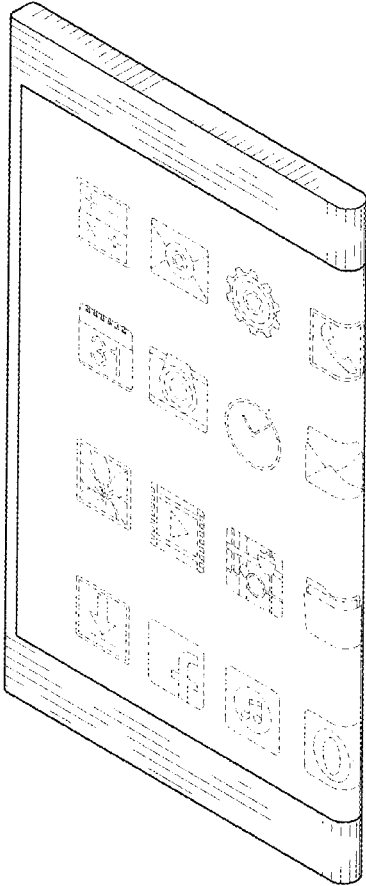


FIG. 10

