



US00D382182S

# United States Patent [19]

Seber et al.

[11] Patent Number: Des. 382,182

[45] Date of Patent: \*\*Aug. 12, 1997

[54] COMBINATION TOOL

1,474,592 11/1923 Jacoby .

[75] Inventors: **Brett P. Seber**, Escondido; **Randolph J. Morton**, Coronado; **Gabriel Alejandro Draguicevich**, Solana Beach; **Lonnie C. Pogue**, San Diego, all of Calif.

(List continued on next page.)

### FOREIGN PATENT DOCUMENTS

30788	11/1884	Germany .
277412	11/1951	Switzerland .
1022145	3/1983	U.S.S.R. .
2463	of 1869	United Kingdom .
17248	of 1896	United Kingdom .
20299	of 1902	United Kingdom .
15859	of 1904	United Kingdom .
13254	of 1905	United Kingdom .
186520	10/1922	United Kingdom .

[73] Assignee: **Buck Knives, Inc.**, El Cajon, Calif.

[\*\*] Term: **14 Years**

[21] Appl. No.: **48,866**

[22] Filed: **Jan. 11, 1996**

[51] LOC (6) Cl. .... **08-05**

[52] U.S. Cl. .... **D8/55; D8/105**

[58] Field of Search ..... **D8/51, 52, 54, D8/55, 105; 7/118, 129, 168, 125, 128, 127, 167**

Primary Examiner—Philip S. Hyder  
Attorney, Agent, or Firm—Gregory Garmong

### [57] CLAIM

The ornamental design for a combination tool, as shown and described.

### DESCRIPTION

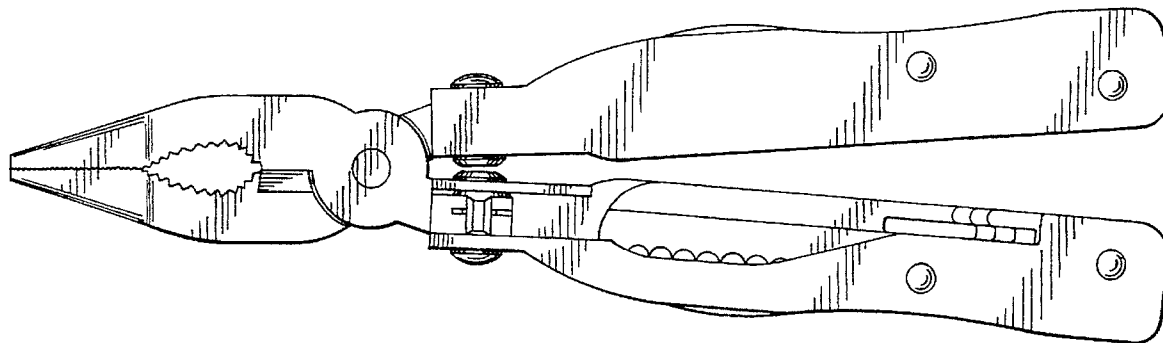
FIG. 1 is a left-side elevational view of a combination tool with the handles in the nested position, the right-side elevational view being identical thereto;  
 FIG. 2 is a top view thereof, the bottom view being identical thereto;  
 FIG. 3 is a left-end elevational view thereof;  
 FIG. 4 is a right-end elevational view thereof;  
 FIG. 5 is a left-side elevational view of the combination tool with the handles in the fully deployed position, the right-side elevational view being identical thereto;  
 FIG. 6 is a top view thereof, the bottom view being identical thereto;  
 FIG. 7 is a left-end elevational view thereof;  
 FIG. 8 is a right-end elevational view thereof;  
 FIG. 9 is a left-side elevational view of the combination tool with the handles in the semi-deployed position;  
 FIG. 10 is a right-side elevational view thereof;  
 FIG. 11 is a top view thereof;  
 FIG. 12 is a bottom view thereof;  
 FIG. 13 is a left-end elevational view thereof; and,  
 FIG. 14 is a right-end elevational view thereof.

### [56] References Cited

#### U.S. PATENT DOCUMENTS

D. 137,408	3/1944	Frisk .	
D. 286,501	11/1986	Magan .....	D8/105
D. 338,386	8/1993	Frazer .....	D8/105
D. 356,019	3/1995	Sakai .....	D8/99
D. 367,807	3/1996	Hung .....	D8/105
D. 368,634	4/1996	Frazer .....	D8/105
542,601	2/1895	Baker .	
589,392	8/1897	Kolar .	
592,766	11/1897	Effinger et al. .	
596,096	10/1897	Watts .	
614,537	9/1898	Dahlquist et al. .	
649,334	3/1900	Meloos .	
662,005	2/1900	Lewis .	
790,432	5/1905	Heilrath .	
857,459	6/1907	Hendrickson .	
858,003	6/1907	Klever .	
896,746	8/1908	McCarty .	
1,134,425	3/1915	Wermimont .	
1,174,132	3/1916	Dragun .	
1,184,746	5/1916	Hanson .	
1,187,842	6/1916	Kaas .	
1,194,296	8/1916	Jones et al. .	
1,370,906	3/1921	Newton .	
1,467,661	9/1923	Undy .	

1 Claim, 4 Drawing Sheets



U.S. PATENT DOCUMENTS				
1,486,725	3/1924	Brown .	3,798,687	3/1974 Stevens .
1,511,340	10/1924	Jackson .	3,858,258	1/1975 Stevens ..... 7/129
1,524,694	2/1925	DiMaio .	4,238,862	12/1980 Leatherman .
1,551,328	8/1925	Perry .	4,502,220	3/1985 Aoki .
1,561,833	11/1925	Cruickshank .	4,512,051	4/1985 Magan .
1,561,993	11/1925	Nielsen .	4,744,272	5/1988 Leatherman ..... 7/129
1,619,181	3/1927	Beretz .	4,805,303	2/1989 Gibbs ..... 30/161
2,057,201	10/1936	McCluskey .	4,888,869	12/1989 Leatherman .
2,514,130	7/1950	Jones .	5,029,355	7/1991 Thai ..... 7/118
2,561,682	7/1951	Barnett .	5,044,079	9/1991 Gibbs ..... 30/160
2,575,652	11/1951	Bovee .	5,062,173	11/1991 Collins et al. .... 7/118
2,606,471	8/1952	Kollweck .	5,142,721	9/1992 Sessions et al. .
2,641,149	6/1953	Peterson .	5,212,844	5/1993 Sessions et al. .... 30/162
2,747,446	5/1956	Eder .	5,245,721	9/1993 Lowe et al. .... 7/129
3,044,081	7/1962	Robinson, Jr. .	5,251,353	10/1993 Lin ..... 7/129
			5,267,366	12/1993 Frazer ..... 7/168

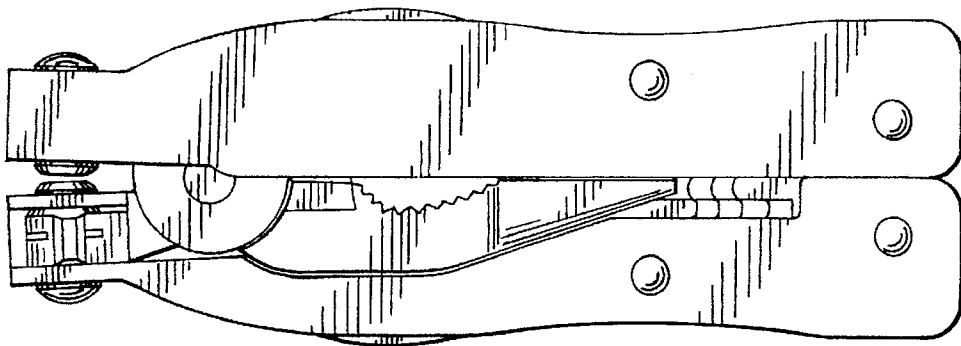


FIG. 1

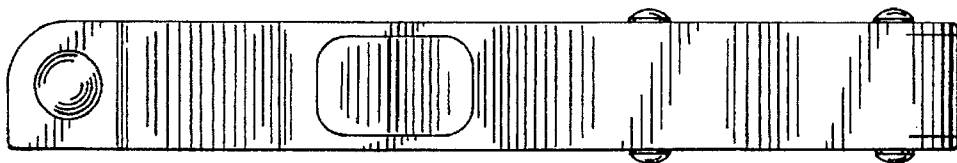


FIG. 2

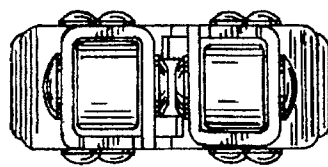


FIG. 3

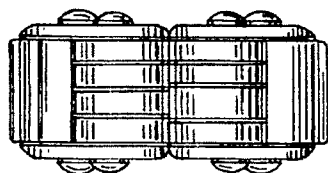


FIG. 4

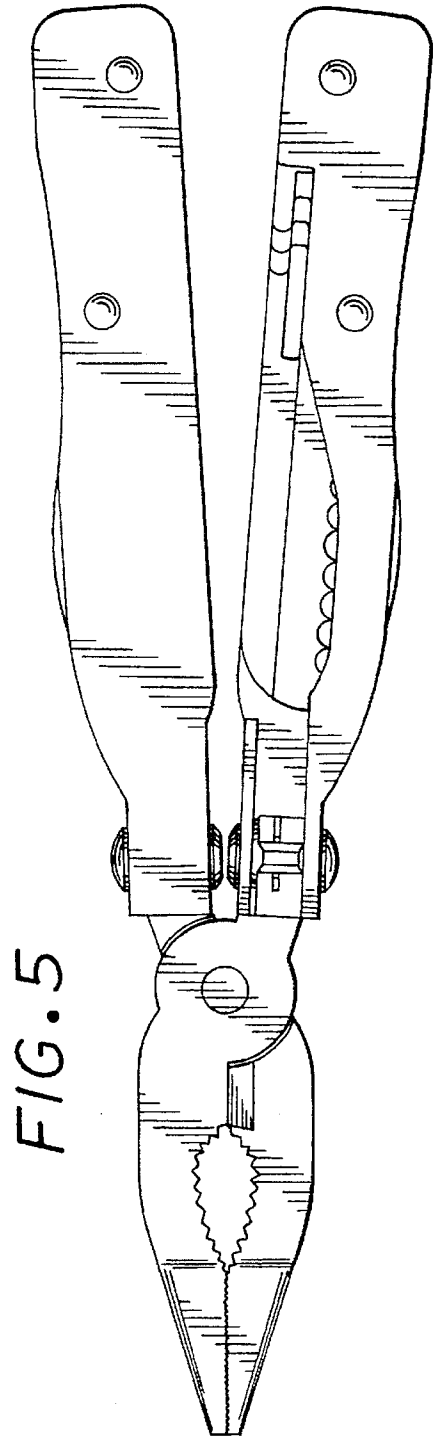


FIG. 5



FIG. 6

FIG. 7



FIG. 8

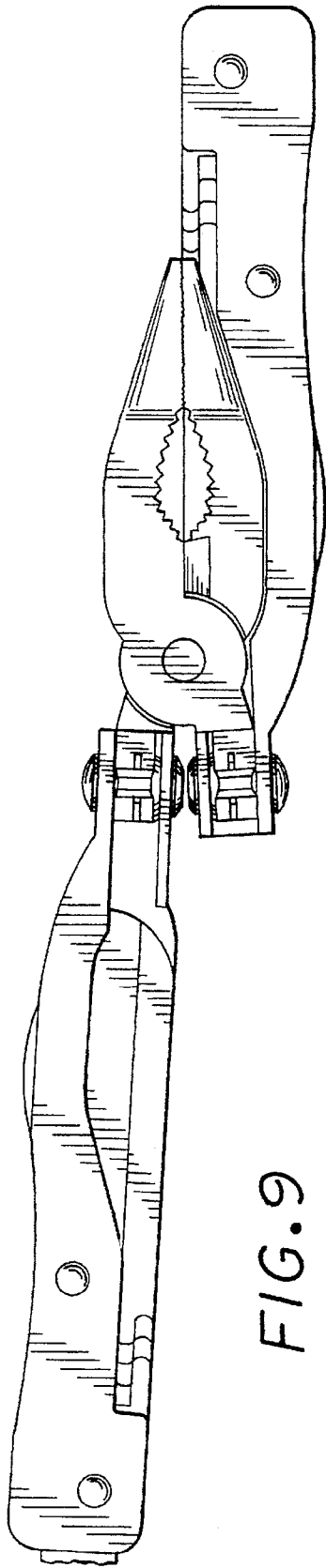


FIG. 9

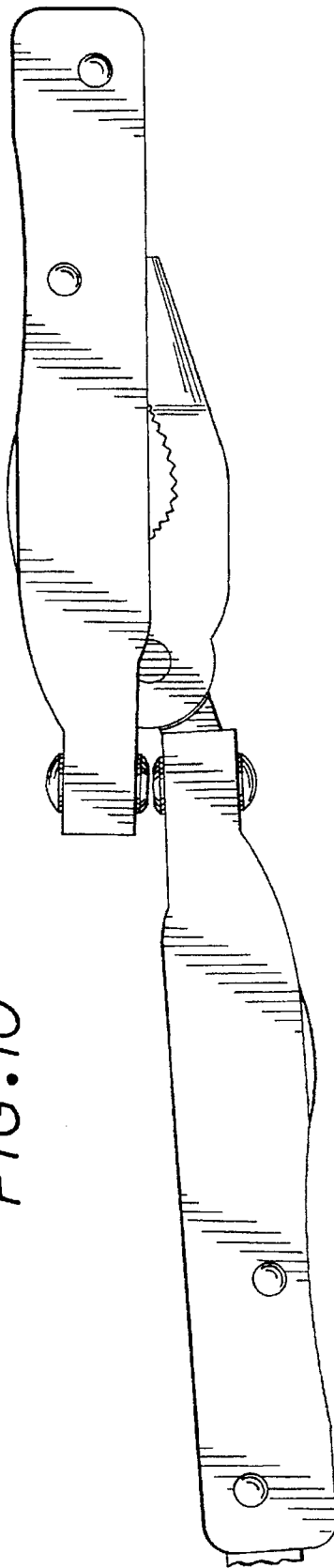
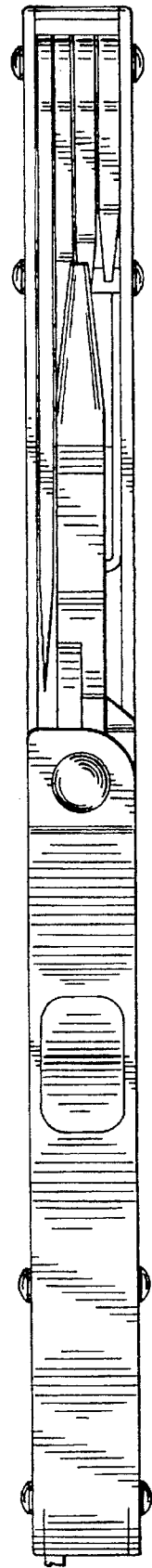


FIG. 10

FIG. 11



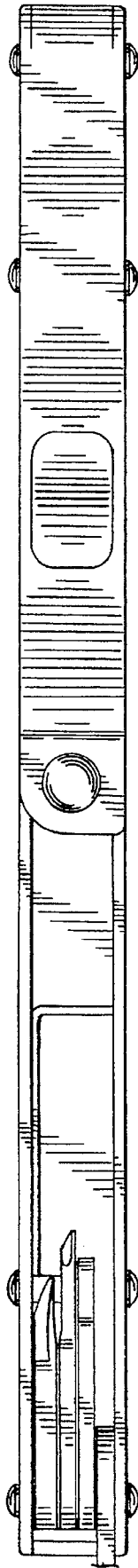


FIG. 12

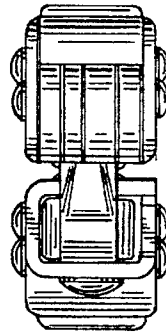


FIG. 14

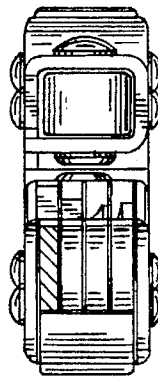


FIG. 13