



US00D783585S

(12) **United States Design Patent**  
**Park**

(10) **Patent No.:** **US D783,585 S**

(45) **Date of Patent:** **\*\* Apr. 11, 2017**

(54) **ELECTRONIC DEVICE**

(71) Applicant: **Samsung Electronics Co., Ltd.**,  
Suwon-si (KR)

(72) Inventor: **Bumsu Park**, Gwangmyeong-si (KR)

(73) Assignee: **SAMSUNG ELECTRONICS CO., LTD.**,  
Suwon-si (KR)

(\*\*) Term: **15 Years**

(21) Appl. No.: **29/532,355**

(22) Filed: **Jul. 6, 2015**

(30) **Foreign Application Priority Data**

Jan. 6, 2015 (KR) ..... 30-2015-0000486

(51) **LOC (10) Cl.** ..... **14-03**

(52) **U.S. Cl.**  
USPC ..... **D14/248**

(58) **Field of Classification Search**

USPC ..... D14/138 AA, 138 AB, 138 AD, 138 AC,  
D14/138 C, 138 G, 138 R, 248, 250, 253,  
D14/341, 440; D3/215, 218

CPC ..... H05K 5/0217; H04M 1/03; H04B 1/3888;  
H04N 5/2252; A45C 2011/002

See application file for complete search history.

(56) **References Cited**

**U.S. PATENT DOCUMENTS**

D577,904 S \* 10/2008 Sasaki ..... D3/201  
D618,230 S \* 6/2010 Brown ..... D14/250  
D626,539 S \* 11/2010 Brown ..... D14/250  
D648,301 S \* 11/2011 Zuffo ..... D14/138 AA  
D670,279 S \* 11/2012 Veltz ..... D14/250  
D675,604 S \* 2/2013 Limber ..... D14/250  
D676,399 S \* 2/2013 Cho ..... D14/138 G  
D677,238 S \* 3/2013 Shioya ..... D14/138 AA  
D701,203 S \* 3/2014 Katori ..... D14/341

D703,632 S \* 4/2014 Lim ..... D14/138 G  
D707,644 S \* 6/2014 Asano ..... D14/138 G  
D713,813 S \* 9/2014 Lee ..... D14/138 G  
D721,065 S \* 1/2015 Yoon ..... D14/250  
D721,066 S \* 1/2015 Yoon ..... D14/250  
D721,357 S \* 1/2015 Johnson ..... D14/250  
D726,170 S \* 4/2015 Ng ..... D14/250  
D733,154 S \* 6/2015 Armstrong ..... D14/440  
D733,674 S \* 7/2015 Kim ..... D14/138 G  
D737,263 S \* 8/2015 Armstrong ..... D14/250  
D745,509 S \* 12/2015 Solomon ..... D14/341  
D746,271 S \* 12/2015 Han ..... D14/248  
D746,275 S \* 12/2015 Mohammad ..... D14/250  
D749,053 S \* 2/2016 Paihonen ..... D14/138 G  
D749,551 S \* 2/2016 Mitchell ..... D14/248  
D749,567 S \* 2/2016 Lee ..... D14/203.4  
D756,343 S \* 5/2016 Wall ..... D14/250  
D758,335 S \* 6/2016 Lee ..... D14/138 G

(Continued)

*Primary Examiner* — Sheryl Lane

*Assistant Examiner* — Calvin E Vansant

(74) *Attorney, Agent, or Firm* — McAndrews Held & Malloy, Ltd.

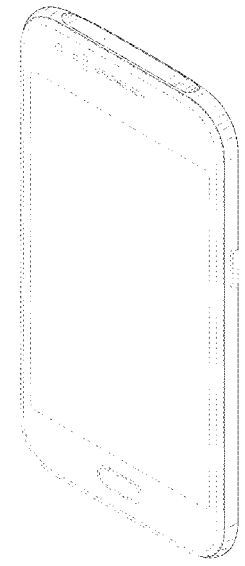
(57) **CLAIM**

The ornamental design for an electronic device, as shown and described.

**DESCRIPTION**

FIG. 1 is a front perspective view of an electronic device showing my new design;  
FIG. 2 is a front elevation view thereof;  
FIG. 3 is a rear elevation view thereof;  
FIG. 4 is a left-side elevation view thereof;  
FIG. 5 is a right-side elevation view thereof;  
FIG. 6 is a top plan view thereof;  
FIG. 7 is a bottom plan view thereof; and,  
FIG. 8 is a rear perspective view thereof.  
The dashed broken lines are for environmental purposes only and form no part of the claimed design.

**1 Claim, 6 Drawing Sheets**



(56)

**References Cited**

U.S. PATENT DOCUMENTS

D762,198	S *	7/2016	Burgess	.....	D14/250
D762,204	S *	7/2016	Armstrong	.....	D14/250
D763,836	S *	8/2016	Chung	.....	D14/248
D765,643	S *	9/2016	Witter	.....	D14/250
D770,431	S *	11/2016	Lee	.....	D14/248
2012/0154991	A1 *	6/2012	Lei	.....	H04M 1/0262 361/679.01
2015/0068934	A1 *	3/2015	Armstrong	.....	A45C 11/00 206/320

\* cited by examiner

FIG. 1




FIG.2




FIG.3




FIG.4




FIG.5



FIG.6

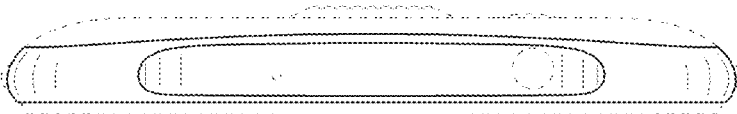


FIG.7




FIG.8

