



US00D405536S

United States Patent [19]
Haynes

[11] **Patent Number:** **Des. 405,536**
[45] **Date of Patent:** ****Feb. 9, 1999**

[54] **MASSAGER**
[76] Inventor: **Robin Haynes**, P.O. Box 5571, Auburn,
Calif. 95604
[**] Term: **14 Years**
[21] Appl. No.: **71,487**
[22] Filed: **May 30, 1997**
[51] **LOC (6) Cl.** **29-09**
[52] **U.S. Cl.** **D24/214**
[58] **Field of Search** D24/214, 211,
D24/200; 601/134, 135, 136, 137; D8/367,
373

869,250 10/1907 Martin .
1,612,343 12/1926 Amussen .
2,478,786 8/1949 Smallen .
3,856,002 12/1974 Matsumoto .
4,266,536 5/1981 Casares .
4,411,421 10/1983 Hershberger .
4,798,198 1/1989 Wright .
5,530,983 7/1996 Maltese .
5,560,746 10/1996 Willow .

Primary Examiner—Stella Reid
Attorney, Agent, or Firm—Bernhard Kreten

[57] **CLAIM**

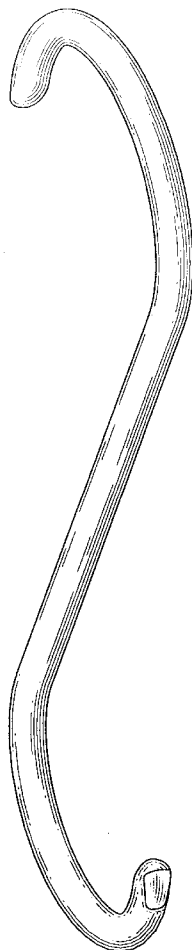
The ornamental design for a massager, as shown and described.

DESCRIPTION

FIG. 1 is a perspective view of a massager showing my new design;
FIG. 2 is a right side view thereof, the left side being a mirror image thereof;
FIG. 3 is a top view thereof;
FIG. 4 is a front view thereof;
FIG. 5 is a rear view thereof; and,
FIG. 6 is a bottom view thereof.

[56] **References Cited**
U.S. PATENT DOCUMENTS
D. 142,468 10/1945 Bremer .
D. 175,450 8/1955 Weiss .
D. 268,362 3/1983 Wong .
D. 283,068 3/1986 Beal .
D. 317,204 5/1991 Hennesseey .
D. 326,721 6/1992 Ujifusa et al. .
D. 336,959 6/1993 Liming .
D. 340,527 10/1993 Goodell .
D. 359,124 6/1995 Rosenburg .

1 Claim, 2 Drawing Sheets



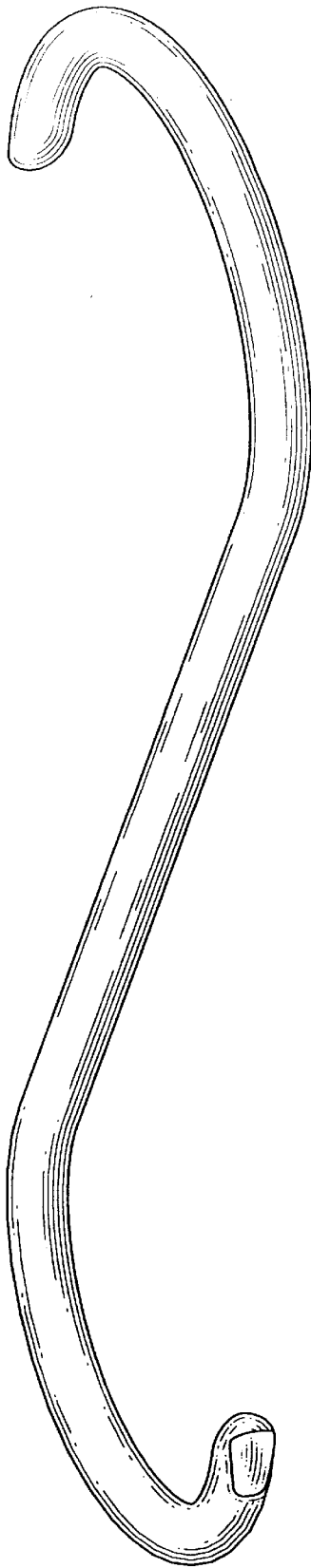


Fig. 1

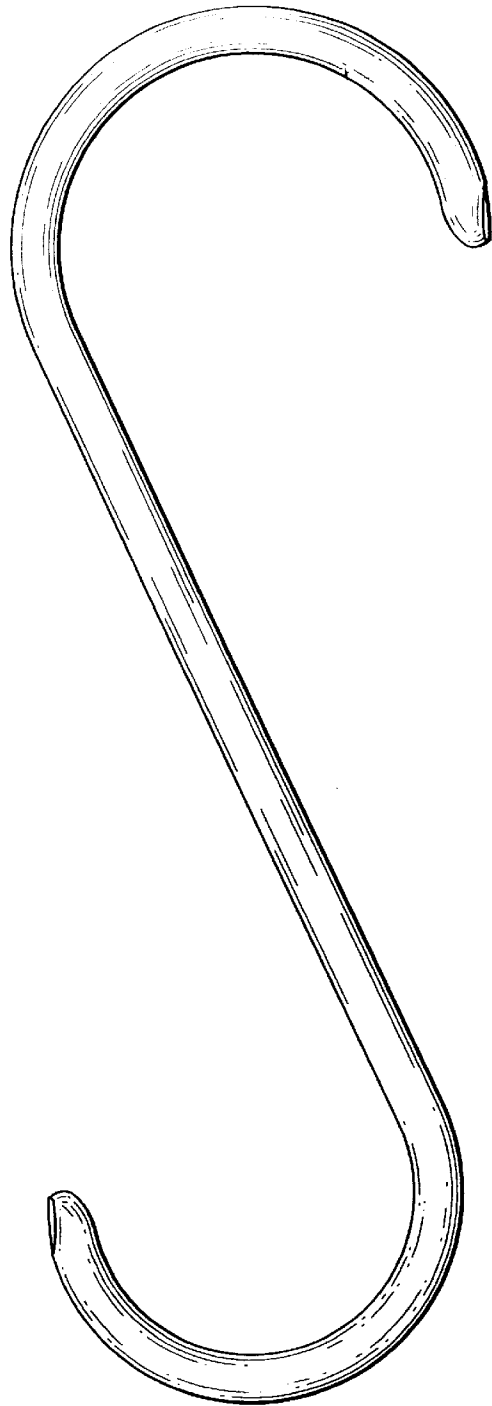


Fig. 2



Fig. 4



Fig. 3




Fig. 6



Fig. 5