



US00D884972S

(12) **United States Design Patent**  
**Andersson et al.**

(10) **Patent No.:** **US D884,972 S**  
(45) **Date of Patent:** **\*\* May 19, 2020**

(54) **SHAVER**

(56)

**References Cited**

(71) Applicant: **KONINKLIJKE PHILIPS N.V.**,  
Eindhoven (NL)  
(72) Inventors: **Jens Peter Kophmann Andersson**,  
Eindhoven (NL); **Seth Peter Malkin**  
**Frankel**, Eindhoven (NL)  
(73) Assignee: **KONINKLIJKE PHILIPS N.V.**,  
Eindhoven (NL)

U.S. PATENT DOCUMENTS

|                 |        |               |             |
|-----------------|--------|---------------|-------------|
| D737,514 S *    | 8/2015 | Roland .....  | D28/50      |
| D758,014 S *    | 5/2016 | Smith .....   | D28/50      |
| D758,017 S *    | 5/2016 | Smith .....   | D28/50      |
| D776,348 S *    | 1/2017 | Frankel ..... | D28/50      |
| D777,375 S *    | 1/2017 | Frankel ..... | D28/50      |
| D777,376 S *    | 1/2017 | Frankel ..... | D28/50      |
| 9,919,437 B2 *  | 3/2018 | Veltman ..... | B26B 19/388 |
| 10,357,890 B2 * | 7/2019 | Yan .....     | C08L 83/04  |

(\*\*) Term: **15 Years**

\* cited by examiner

(21) Appl. No.: **29/661,107**

*Primary Examiner* — Jennifer Rivard

(22) Filed: **Aug. 24, 2018**

(57) **CLAIM**

The ornamental design for a shaver, as shown and described.

(30) **Foreign Application Priority Data**

Apr. 12, 2018 (EM) ..... 005231099-0001

(51) **LOC (12) Cl.** ..... **28-03**

(52) **U.S. Cl.** ..... **D28/50**

USPC .....

(58) **Field of Classification Search**

USPC .....

CPC .... B26B 19/20-205; B26B 19/00-107; B26B

19/12-18; B26B 19/22-24; B26B

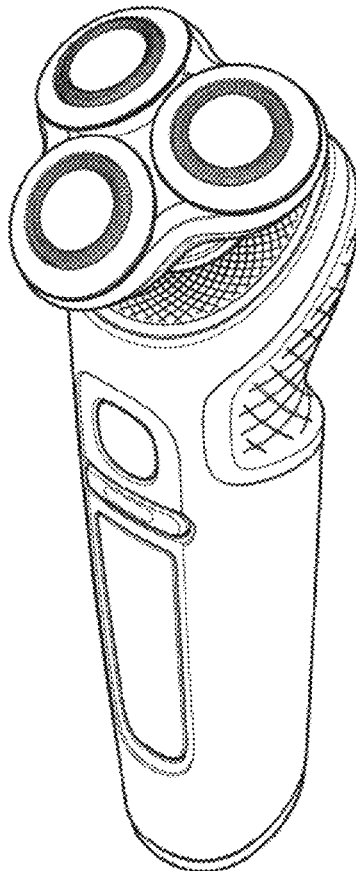
19/26-265; B26B 19/38-48

See application file for complete search history.

**DESCRIPTION**

FIG. 1 is a perspective view of a shaver;  
FIG. 2 is a front view of the shaver design of FIG. 1;  
FIG. 3 is a rear view of the shaver design of FIG. 1;  
FIG. 4 is a first side view of the shaver design of FIG. 1;  
FIG. 5 is a second side view of the shaver design of FIG. 1;  
FIG. 6 is a top view of the shaver design of FIG. 1; and  
FIG. 7 is a bottom view of the shaver design of FIG. 1.

**1 Claim, 4 Drawing Sheets**



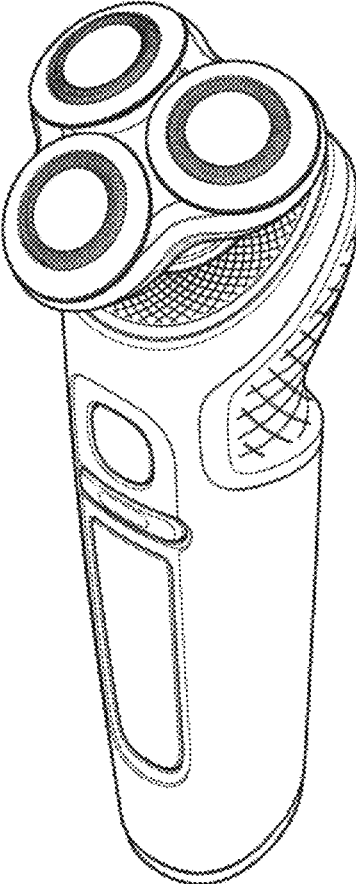


FIG. 1

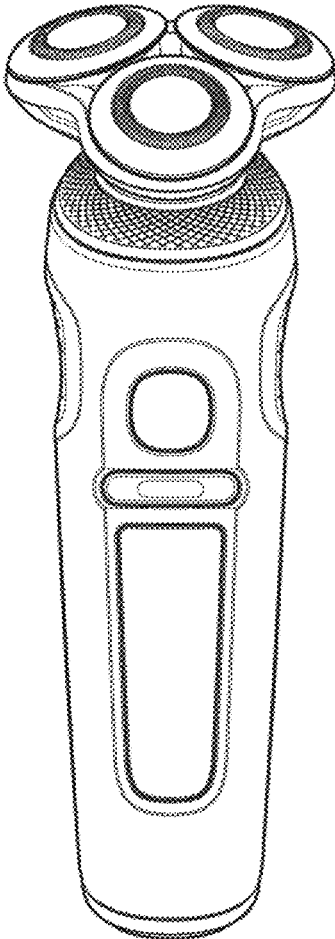


FIG. 2

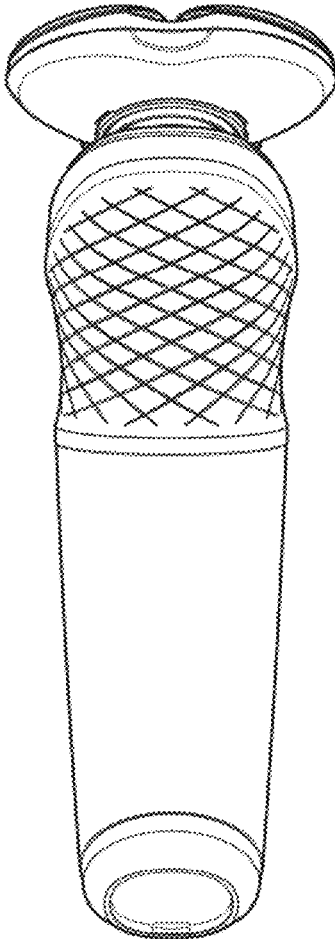


FIG. 3

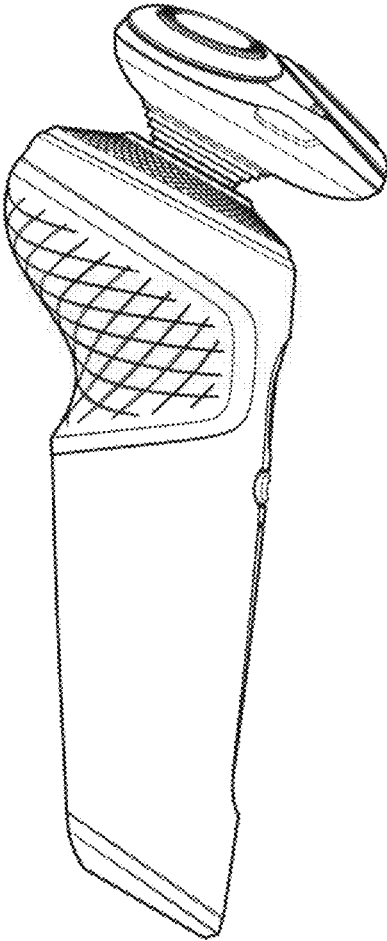


FIG. 4

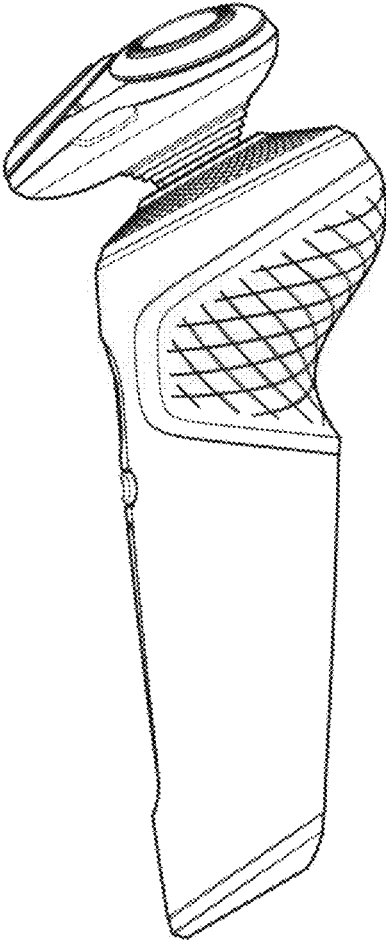


FIG. 5

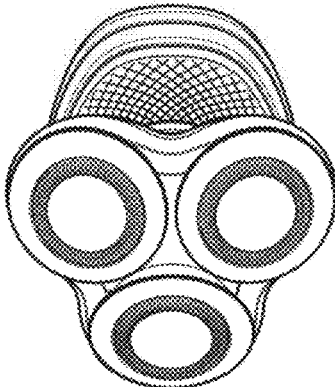


FIG. 6

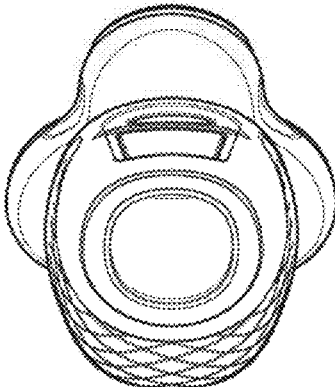


FIG. 7