



US00D761405S

(12) **United States Design Patent**
Chouji et al.

(10) **Patent No.:** **US D761,405 S**

(45) **Date of Patent:** **** Jul. 12, 2016**

- (54) **AIR CONDITIONER**
- (71) Applicants: **Masahiko Chouji**, Kusatsu (JP);
Takanori Ikegaya, Kusatsu (JP)
- (72) Inventors: **Masahiko Chouji**, Kusatsu (JP);
Takanori Ikegaya, Kusatsu (JP)
- (73) Assignee: **DAIKIN INDUSTRIES LTD.**,
Osaka-Shi, Osaka-Fu (JP)

D720,060	S	*	12/2014	Murai	D23/351
D720,061	S	*	12/2014	Nakamura	D23/351
D720,062	S	*	12/2014	Guojie	D23/351
D720,445	S	*	12/2014	Murai	D23/351
D720,842	S	*	1/2015	Chouji	D23/351
D740,404	S	*	10/2015	Li	D23/351
D744,076	S	*	11/2015	Xu	D23/351
2012/0122389	A1	*	5/2012	Kishimoto	F24F 1/0007 454/284
2015/0300678	A1	*	10/2015	Niimura	F24F 13/20 454/284

- (**) Term: **15 Years**
- (21) Appl. No.: **29/538,112**
- (22) Filed: **Sep. 1, 2015**

(30) **Foreign Application Priority Data**

- Apr. 9, 2015 (JP) 2015-008083
- (51) **LOC (10) CL.** **23-04**
- (52) **U.S. CL.**
- USPC **D23/351**
- (58) **Field of Classification Search**
- USPC D23/324-327, 332-334, 342-344,
D23/351-354, 370, 385, 388; 165/121;
454/284; 62/259.1, 298, 407
- CPC F24F 13/08; F24F 13/15; F24F 13/1413;
F24F 1/00; F24F 1/27; F24F 2001/0037;
F24F 2001/004; F24F 2001/0048
- See application file for complete search history.

(56) **References Cited**

U.S. PATENT DOCUMENTS

D310,711	S	*	9/1990	Welch	D23/325
D311,244	S	*	10/1990	Allard	D23/325
D558,866	S	*	1/2008	Yamamoto	D23/351
D605,267	S	*	12/2009	Nakamura	D23/351
D641,853	S	*	7/2011	Seki	D23/351
D641,854	S	*	7/2011	Seki	D23/351
D683,004	S	*	5/2013	Chouji	D23/351
D689,179	S	*	9/2013	Nishiguchi	D23/351
D700,306	S	*	2/2014	Seki	D23/351
D700,307	S	*	2/2014	Seki	D23/351
D700,690	S	*	3/2014	Chouji	D23/351

OTHER PUBLICATIONS

Cooltech Air Conditioning [online] Retrieved on Apr. 11, 2016 from URL <https://www.cooltechairconditioning.com/daikin-ftx20jv-rx20jv-2kw-7-000btu-wall-mounted-low-inverter-system>.*

Elektronik Solo [online] Retrieved on Apr. 11, 2016 from URL http://elektroniksolo.com/media/catalog/product/p/i/pic_ftkc_series_01.jpg.*

* cited by examiner

Primary Examiner — Manpreet Matharu
Assistant Examiner — Keith Wilson
 (74) *Attorney, Agent, or Firm* — Manabu Kanesaka

(57) **CLAIM**

The ornamental design for an air conditioner, as shown and described.

DESCRIPTION

FIG. 1 is a perspective view of an air conditioner showing our new design;
 FIG. 2 is a front view thereof;
 FIG. 3 is a rear view thereof;
 FIG. 4 is a plan view thereof;
 FIG. 5 is a bottom view thereof;
 FIG. 6 is a left side view thereof;
 FIG. 7 is a right side view thereof; and,
 FIG. 8 is a cross-sectional view thereof along the line 8-8 in FIG. 2.
 The broken lines depict portions of the air conditioner that form no part of claimed design.

1 Claim, 3 Drawing Sheets

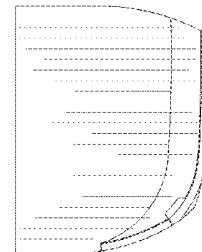



Fig. 1

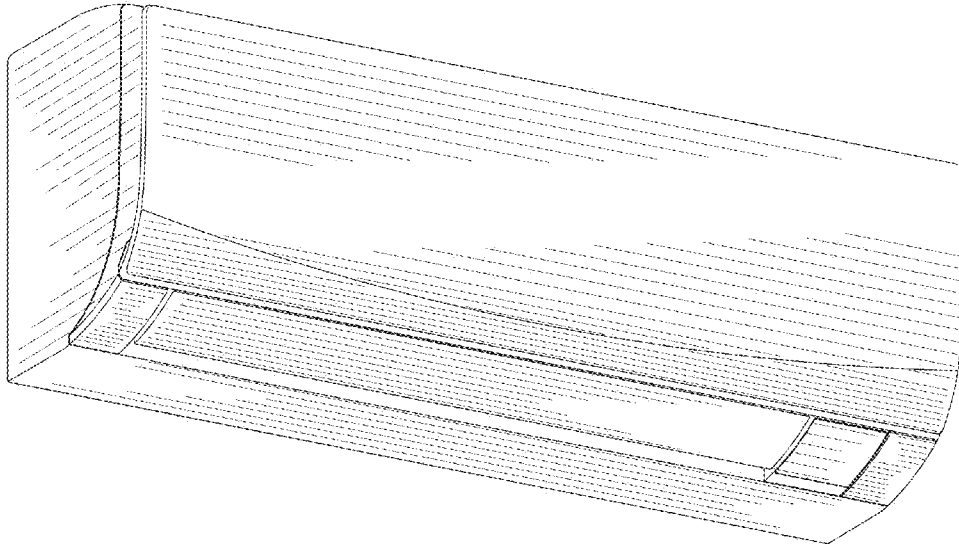


Fig. 2

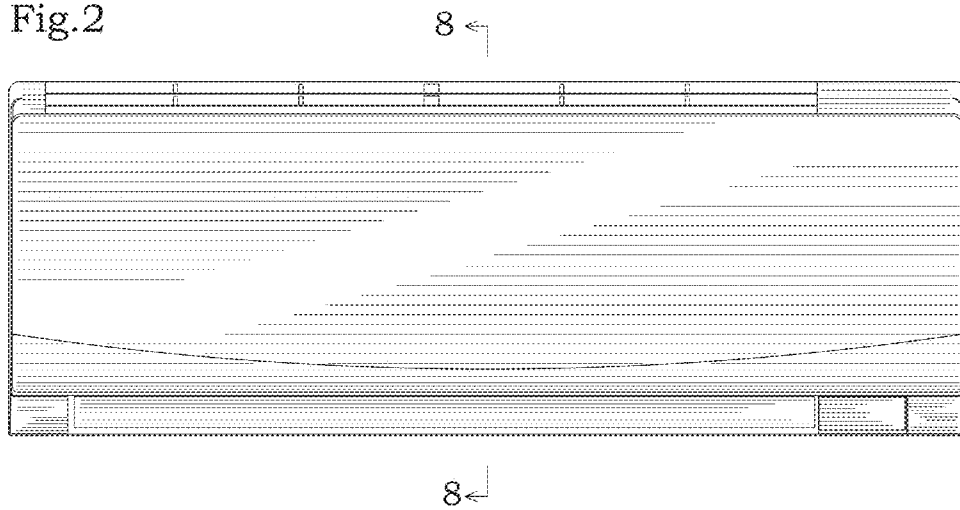


Fig.3




Fig.4

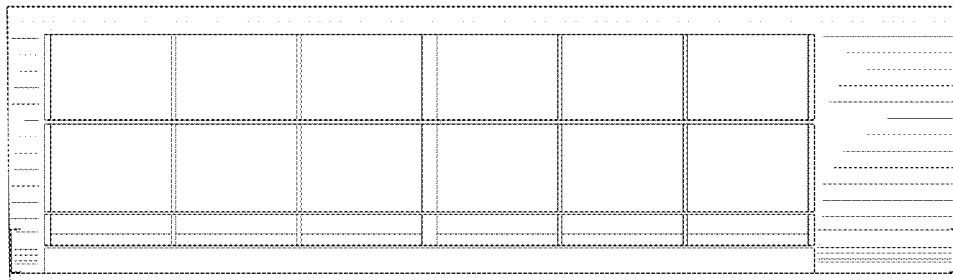


Fig.5




Fig.6




Fig.7

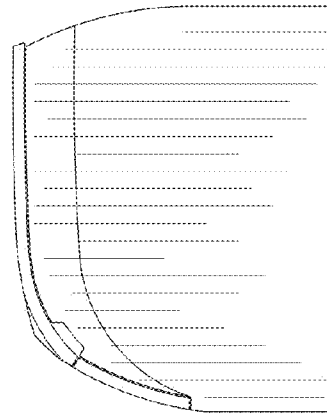


Fig.8

