



US00D883943S

(12) **United States Design Patent**
Oh

(10) **Patent No.:** **US D883,943 S**

(45) **Date of Patent:** **** May 12, 2020**

(54) **DISPLAY DEVICE**

FOREIGN PATENT DOCUMENTS

(71) Applicant: **Samsung Display Co., Ltd.**, Yongin-si,
Gyeonggi-do (KR)

KR 10-2016-0004316 A 1/2016
KR 10-2016-0025888 A 3/2016

(Continued)

(72) Inventor: **Eon Seok Oh**, Seongnam-si (KR)

Primary Examiner — Bridget L Eland

(73) Assignee: **Samsung Display Co., Ltd.**, Yongin-si
(KR)

(74) *Attorney, Agent, or Firm* — Lewis Roca Rothgerber
Christie LLP

(**) Term: **15 Years**

(57) **CLAIM**

The ornamental design for display device, as shown and
described.

(21) Appl. No.: **29/657,059**

DESCRIPTION

(22) Filed: **Jul. 18, 2018**

(30) **Foreign Application Priority Data**

Jan. 31, 2018 (KR) 30-2018-0005502

(51) **LOC (12) Cl.** **14-03**

(52) **U.S. Cl.**
USPC **D14/138 AB**

(58) **Field of Classification Search**
USPC D14/138 AB, 248, 138 G, 138 AD,
D14/138 AA

CPC G06F 3/041; G06F 1/1652; G06F 1/1677;
G06F 1/1643; H05K 1/028; H05K
5/0017; H05K 2201/055; H05K
2201/10128

See application file for complete search history.

FIG. 1 is a perspective view of a display device according
to an embodiment of the present design in a folded state;
FIG. 2 is a front view thereof;
FIG. 3 is a rear view thereof;
FIG. 4 is a left side view thereof;
FIG. 5 is a right side view thereof;
FIG. 6 is a top view thereof, with the bottom view being a
mirror image thereof;
FIG. 7 is another perspective view thereof;
FIG. 8 is a perspective view thereof in an unfolded state;
FIG. 9 is a front view thereof;
FIG. 10 is a rear view thereof;
FIG. 11 is a left side view thereof, with the right side view
being a mirror image thereof;
FIG. 12 is a top view thereof, with the bottom view being a
mirror image thereof;
FIG. 13 is another perspective view thereof;
FIG. 14 is another perspective view of the display device in
a folded state and showing environment; and,
FIG. 15 is another perspective view of the display device in
an unfolded state and showing environment.

The broken lines immediately adjacent the shaded areas
represent the bounds of the claimed design while all other
broken lines are directed to environment and are for illustrative
purposes only; the broken lines form no part of the
claimed design.

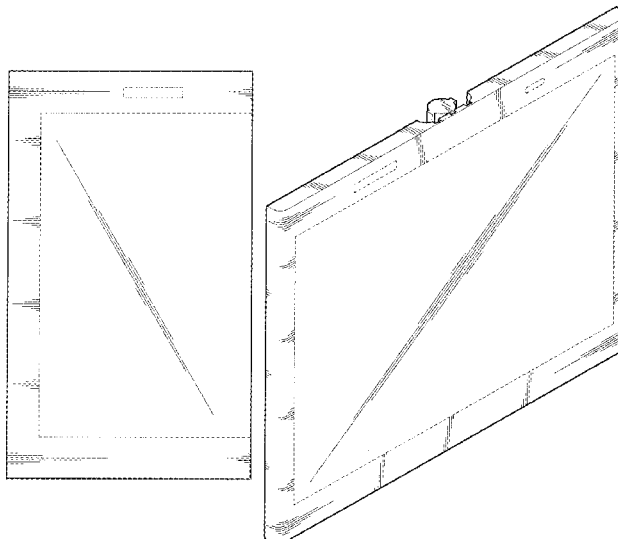
(56) **References Cited**

U.S. PATENT DOCUMENTS

D517,545 S * 3/2006 Buckel D14/345
D586,322 S * 2/2009 Sterzick D14/138 AB
D588,126 S * 3/2009 Chiang D14/345
8,493,730 B2 7/2013 Shim et al.
8,587,539 B2 11/2013 Tziortzis et al.
8,896,202 B2 11/2014 Oh

(Continued)

1 Claim, 15 Drawing Sheets



(56)

References Cited

U.S. PATENT DOCUMENTS

D719,540 S * 12/2014 Lee D14/138 AB
 D719,541 S * 12/2014 Lee D14/138 AB
 D719,542 S 12/2014 Lee et al.
 9,052,769 B2 6/2015 Choi et al.
 D745,006 S 12/2015 Hirakata et al.
 D745,516 S 12/2015 Yamazaki et al.
 D749,571 S * 2/2016 Park D14/203.4
 D750,036 S 2/2016 Endo et al.
 D750,064 S 2/2016 Yamazaki et al.
 D757,723 S 5/2016 Kwak et al.
 D760,218 S 6/2016 Yamazaki
 D761,251 S 7/2016 Senda
 D761,252 S 7/2016 Senda
 D761,253 S 7/2016 Yamazaki
 D761,254 S 7/2016 Yamazaki et al.
 D761,787 S 7/2016 Yamazaki
 D761,788 S 7/2016 Yamazaki
 D761,789 S 7/2016 Yamazaki
 D761,790 S 7/2016 Yamazaki
 D767,526 S 9/2016 Lee et al.
 D767,530 S 9/2016 Bae et al.
 D769,209 S * 10/2016 Byun D14/138 AB
 D775,598 S * 1/2017 Kim D14/138 AB
 D778,253 S * 2/2017 Kwak D14/138 AB
 D791,725 S * 7/2017 Lee D14/138 AB
 D826,889 S * 8/2018 Seo D14/138 AB
 D830,325 S * 10/2018 Han D14/138 AB
 D842,834 S * 3/2019 Seo D14/138 AB
 D864,953 S * 10/2019 Ahn D14/341
 2004/0046705 A1 * 3/2004 Masazumi G09G 3/3696
 345/1.1

2008/0079656 A1 * 4/2008 Kee G06F 1/1616
 345/1.3
 2010/0117928 A1 * 5/2010 Shim G06F 1/1601
 345/1.3
 2010/0182265 A1 * 7/2010 Kim G06F 1/1616
 345/173
 2012/0033354 A1 * 2/2012 Huang G09F 9/33
 361/679.01
 2012/0044620 A1 * 2/2012 Song G06F 1/1616
 361/679.01
 2012/0236484 A1 * 9/2012 Miyake G06F 1/1616
 361/679.01
 2012/0262367 A1 * 10/2012 Chiu G06F 1/1626
 345/156
 2013/0038509 A1 * 2/2013 Jiang G06F 3/1446
 345/1.3
 2013/0050061 A1 * 2/2013 Ueno A63F 13/10
 345/1.3
 2013/0070431 A1 * 3/2013 Fukuma G06F 1/1652
 361/749
 2014/0218321 A1 8/2014 Lee et al.
 2014/0321072 A1 10/2014 Cavallaro et al.
 2015/0109544 A1 4/2015 Yeo et al.
 2015/0146386 A1 5/2015 Namkung et al.
 2015/0146387 A1 5/2015 Lee
 2015/0378592 A1 * 12/2015 Kim G06F 3/0482
 715/765

FOREIGN PATENT DOCUMENTS

KR 10-2016-0055416 A 5/2016
 KR 10-2016-0074815 A 6/2016
 KR 10-2016-0080034 A 7/2016
 KR 10-2016-0103599 A 9/2016

* cited by examiner

FIG. 1

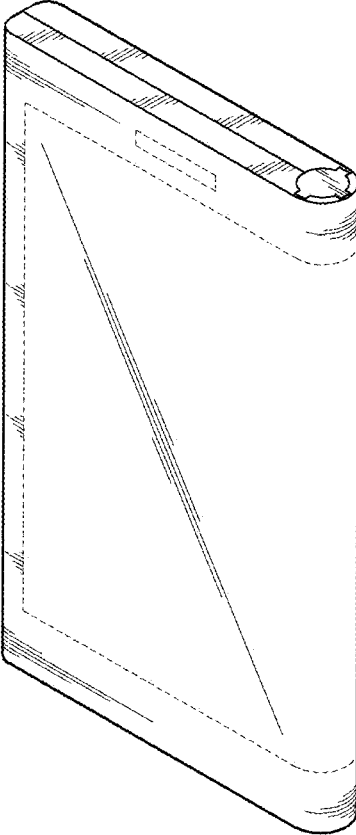


FIG. 2

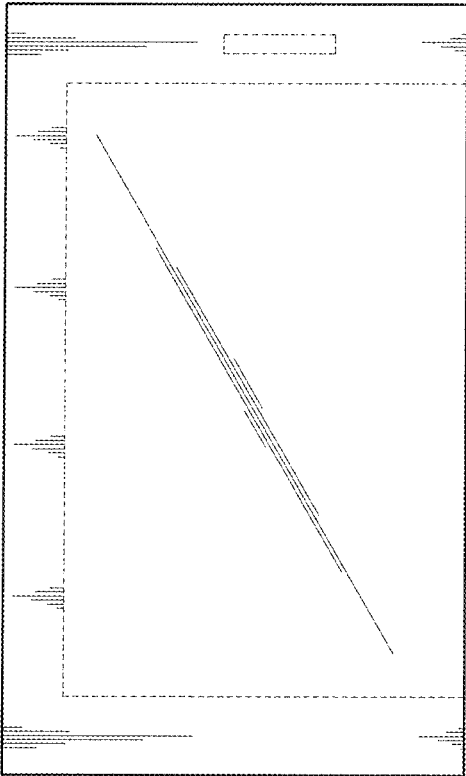


FIG. 3

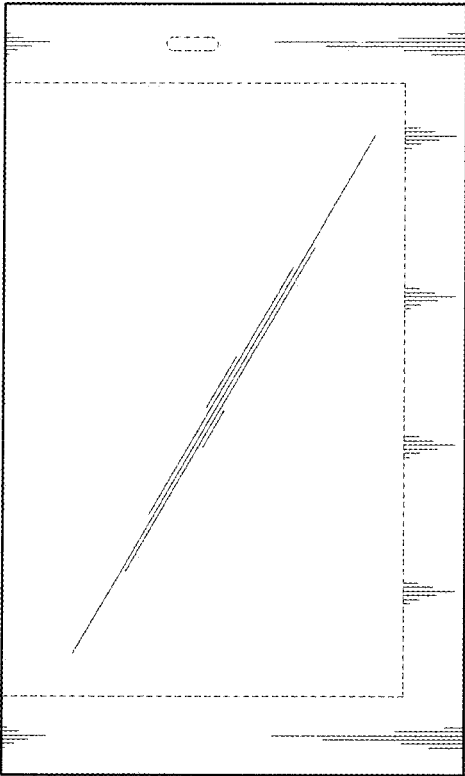


FIG. 4

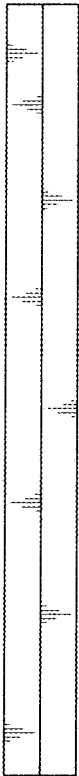


FIG. 5



FIG. 6




FIG. 7

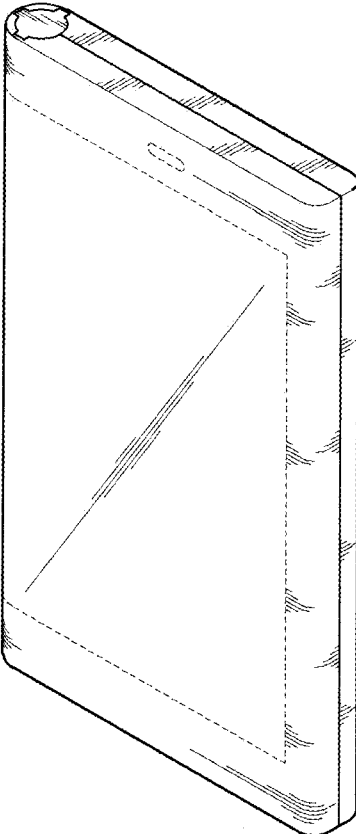


FIG. 8

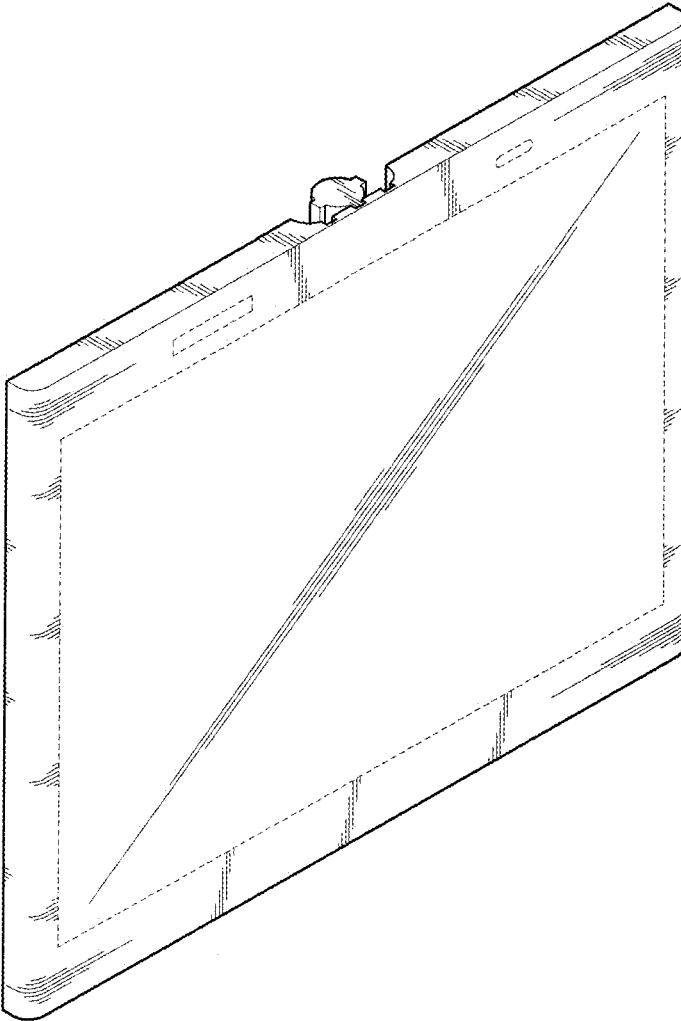


FIG. 9

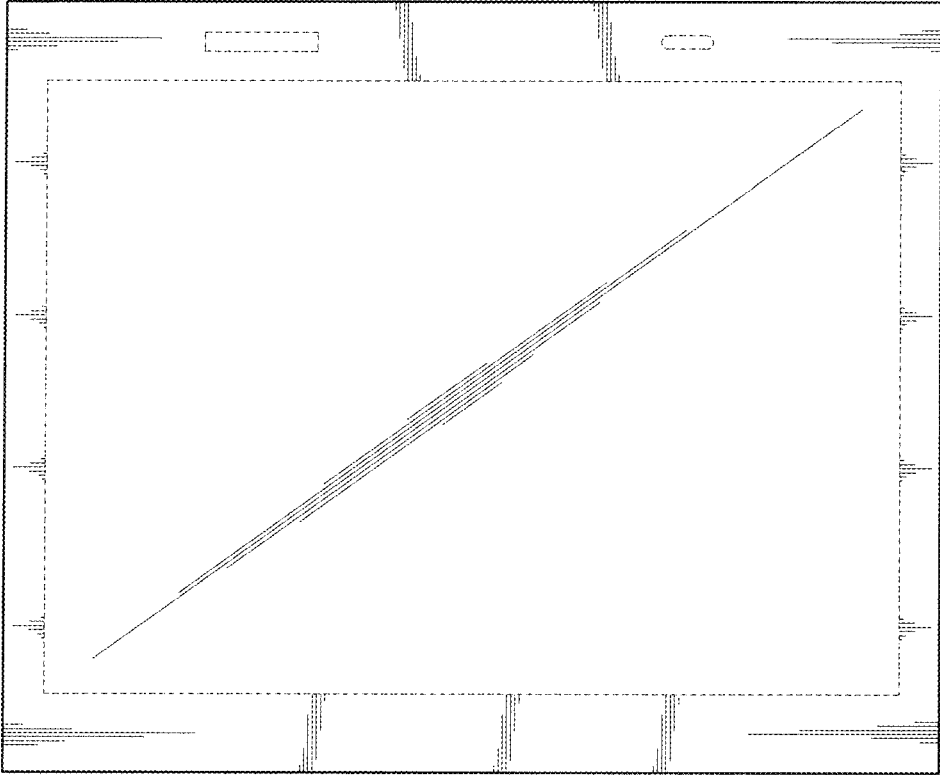


FIG. 10

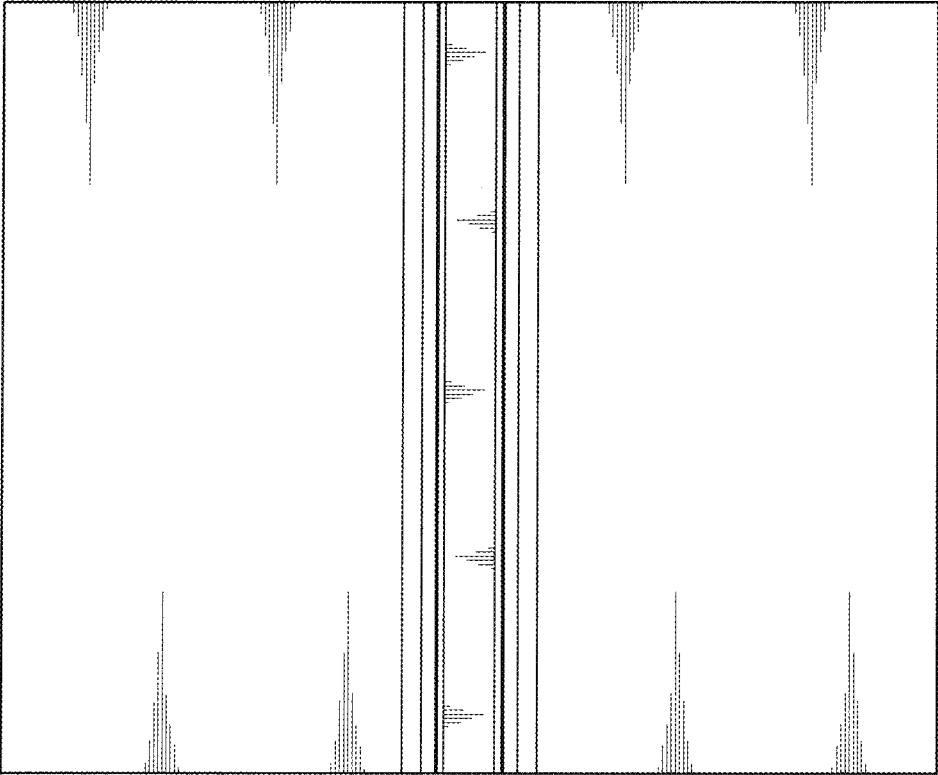


FIG. 11



FIG. 12



FIG. 13

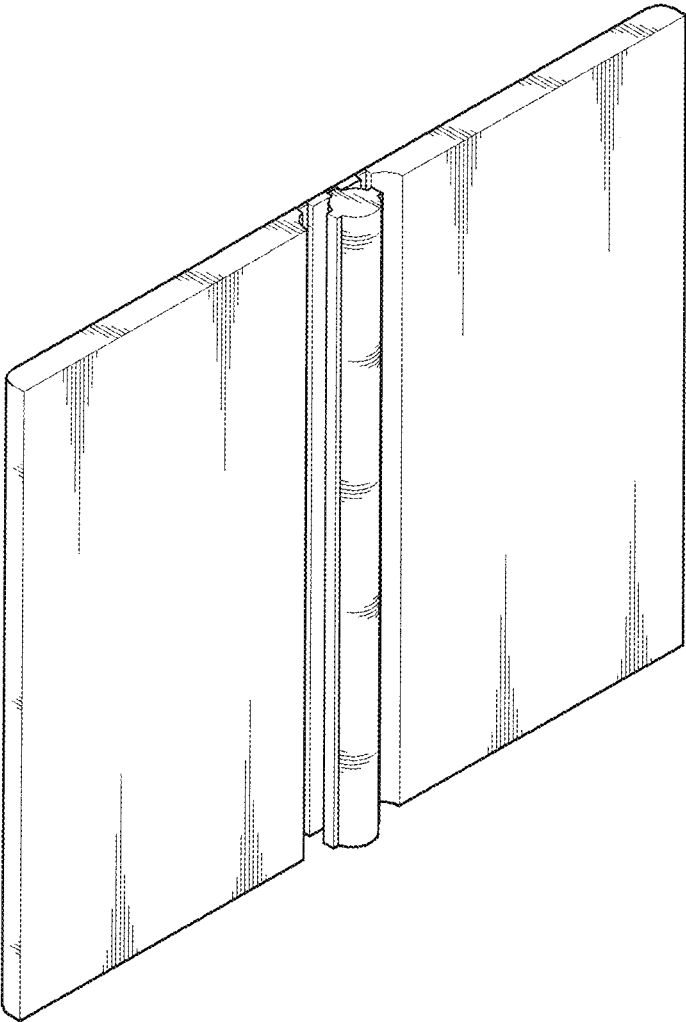


FIG. 14

