



US00D953299S

(12) **United States Design Patent**  
**Morimoto**

(10) **Patent No.:** **US D953,299 S**

(45) **Date of Patent:** **\*\* May 31, 2022**

(54) **REMOTE CONTROLLER**

(71) Applicant: **SONY INTERACTIVE ENTERTAINMENT INC.**, Tokyo (JP)

(72) Inventor: **So Morimoto**, Tokyo (JP)

(73) Assignee: **SONY INTERACTIVE ENTERTAINMENT INC.**, Tokyo (JP)

(\*\*) Term: **15 Years**

(21) Appl. No.: **29/757,221**

(22) Filed: **Nov. 4, 2020**

(30) **Foreign Application Priority Data**

May 22, 2020 (JP) ..... 2020-010081 D

(51) **LOC (13) Cl.** ..... **14-03**

(52) **U.S. Cl.**  
USPC ..... **D14/218**

(58) **Field of Classification Search**  
USPC ..... D10/50; D13/108, 110, 119, 123, 151,  
D13/158, 162, 168, 171, 177, 182, 184;  
D14/155, 188, 218, 240, 242, 356, 358,  
D14/496

CPC ..... H04N 21/42222; H04N 21/42224; H04N  
21/42225; H04N 21/42226; H04N  
5/44543; H03J 3/12; G06F 3/016

See application file for complete search history.

(56) **References Cited**

**U.S. PATENT DOCUMENTS**

D462,069	S	*	8/2002	Gatto	.....	D14/218
D485,546	S	*	1/2004	Olson	.....	D14/218
D527,006	S	*	8/2006	Francz	.....	D14/218
D568,875	S	*	5/2008	Hoehn	.....	D14/218
D593,062	S	*	5/2009	Lee	.....	D14/138 AD
D596,169	S	*	7/2009	Bicket	.....	D14/240
D626,535	S	*	11/2010	Kim	.....	D14/218
D642,567	S	*	8/2011	Kujawski	.....	D14/402
D716,768	S	*	11/2014	Lee	.....	D14/218

D729,208	S	*	5/2015	Ryu	.....	D14/218
D742,361	S	*	11/2015	Choi	.....	D14/218
D746,266	S	*	12/2015	Kwon	.....	D14/218

(Continued)

**FOREIGN PATENT DOCUMENTS**

CN	306933973	*	11/2021
CN	307002609	*	12/2021

**OTHER PUBLICATIONS**

Silent Wireless Mouse, first available Oct. 9, 2021 [online], [retrieved Dec. 23, 2021]. Available from the Internet, URL:<https://www.amazon.com/dp/B09J2NSSZQ/ref=cm\_sw\_em\_r\_mt\_dp\_X1M773CD1A1B1EHDCJ38?\_encoding=UTF8&psc=1>. (Year: 2021).\*

(Continued)

*Primary Examiner* — Dana K Weiland

*Assistant Examiner* — Russell Carnell Smith, Jr.

(74) *Attorney, Agent, or Firm* — Paratus Law Group, PLLC

(57) **CLAIM**

The ornamental design for a remote controller, as shown and described.

**DESCRIPTION**

FIG. 1 is a perspective view of front, top and right side of a remote controller showing my new design;

FIG. 2 is a perspective view of rear, bottom and left side thereof;

FIG. 3 is a perspective view of rear, bottom and right side thereof;

FIG. 4 is a front view thereof;

FIG. 5 is a rear view thereof;

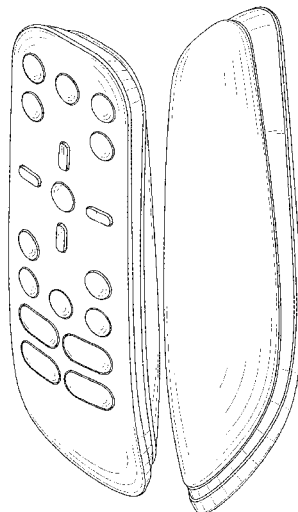
FIG. 6 is a left side view thereof;

FIG. 7 is a right side view thereof;

FIG. 8 is a top view thereof; and,

FIG. 9 is a bottom view thereof.

**1 Claim, 5 Drawing Sheets**



(56)

**References Cited**

U.S. PATENT DOCUMENTS

D753,071 S \* 4/2016 Choi ..... D13/174  
D768,606 S \* 10/2016 Shimonishi ..... D14/218  
D773,407 S \* 12/2016 Kim ..... D13/168  
D789,221 S \* 6/2017 Miller ..... D10/46  
D822,376 S \* 7/2018 Konotopskyi ..... D3/208  
D900,929 S \* 11/2020 Li ..... D19/130  
D926,187 S \* 7/2021 Andre ..... D14/408

OTHER PUBLICATIONS

ATESON Wireless, first available May 29, 2021 [online], [retrieved Dec. 23, 2021]. Available from the Internet, URL:<[https://www.amazon.com/dp/B093P3N8ZT/ref=cm\\_sw\\_em\\_r\\_mt\\_dp\\_KD4VC69NW3ZPBKF05X9E?\\_encoding=UTF8&psc=1](https://www.amazon.com/dp/B093P3N8ZT/ref=cm_sw_em_r_mt_dp_KD4VC69NW3ZPBKF05X9E?_encoding=UTF8&psc=1)>. (Year: 2021).\*

\* cited by examiner

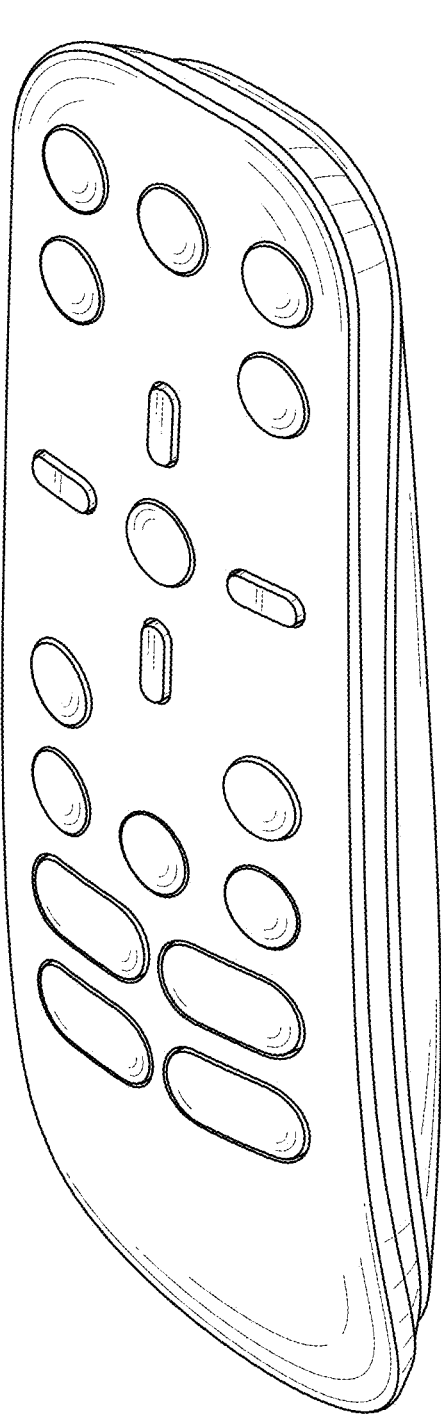


FIG. 1

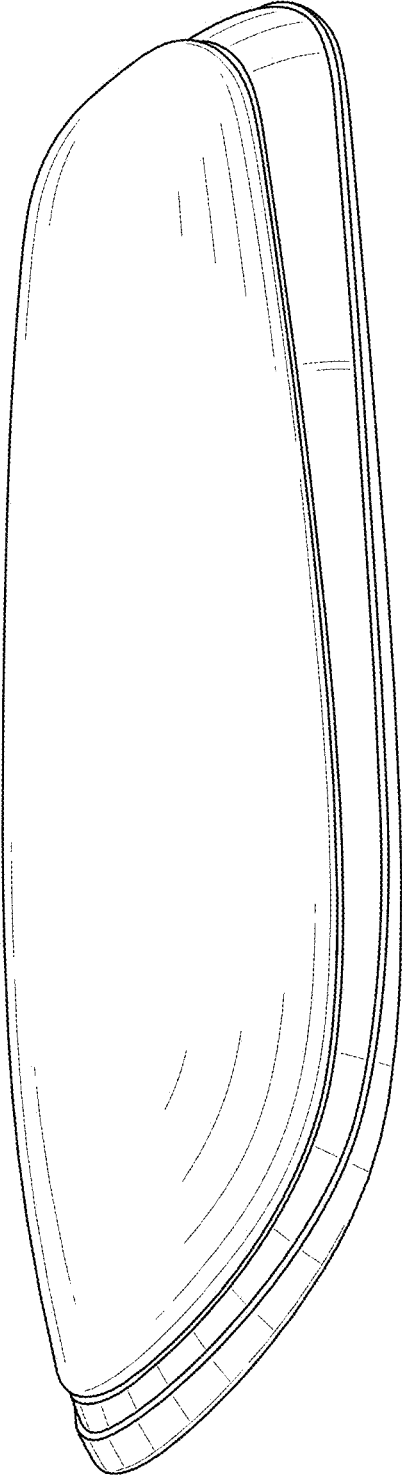



FIG. 2



**FIG. 3**

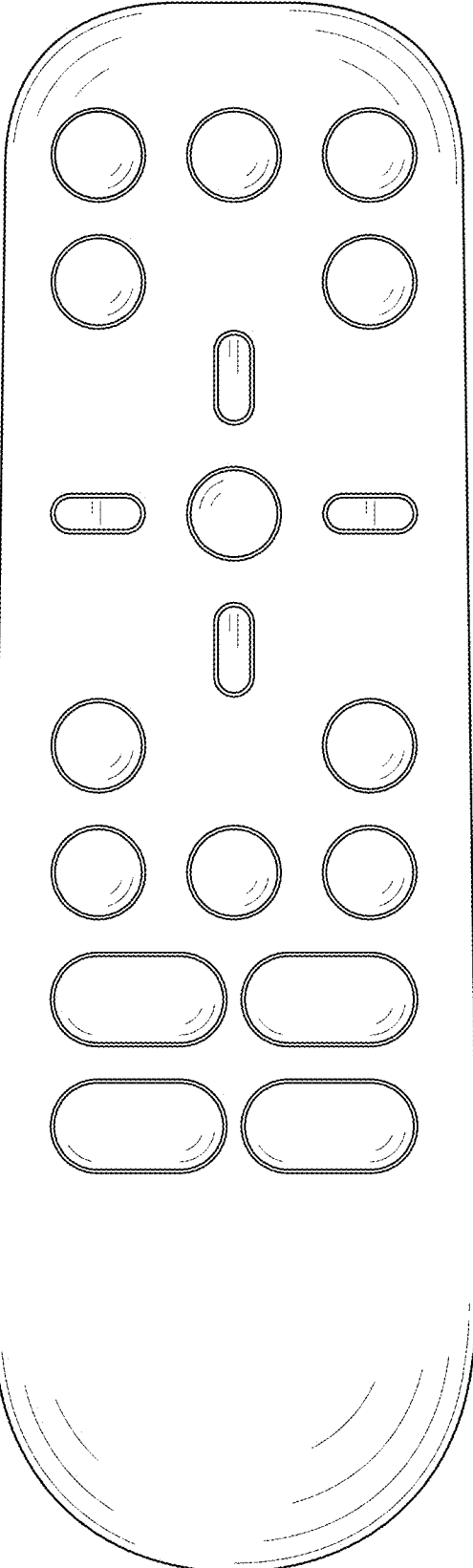


FIG. 4




FIG. 5

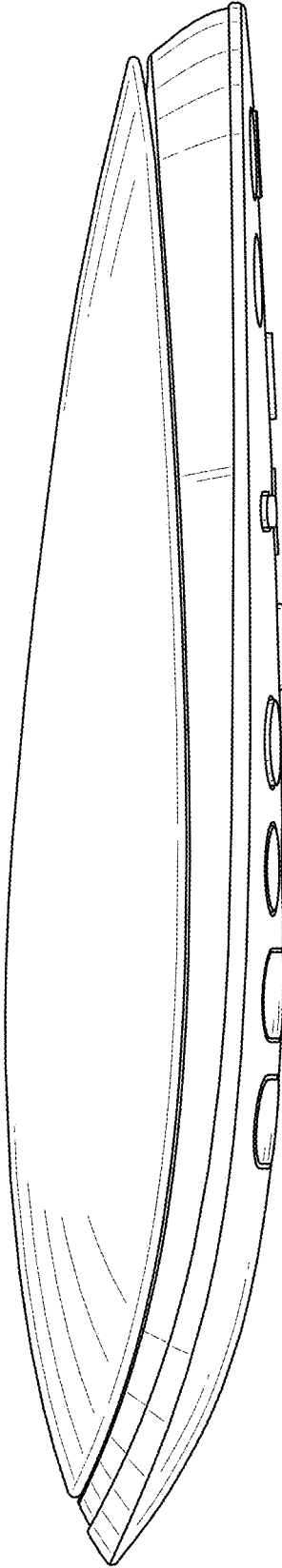


FIG. 6

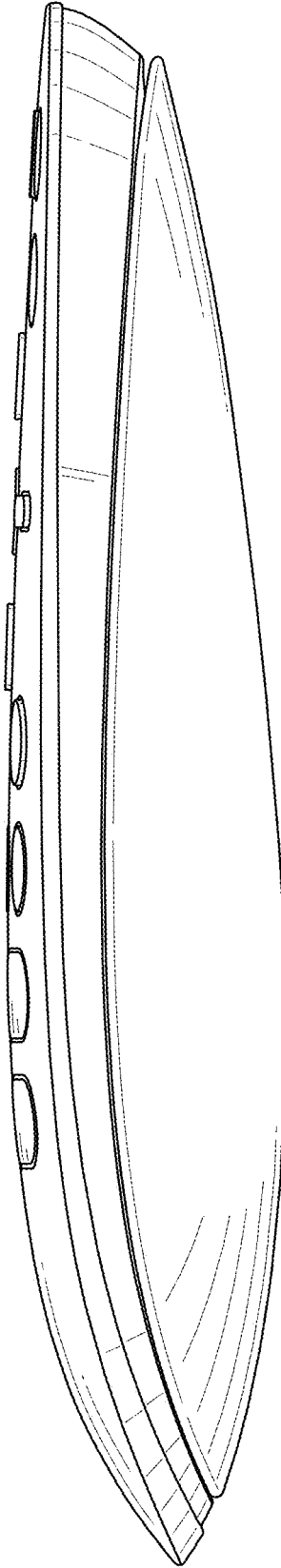


FIG. 7

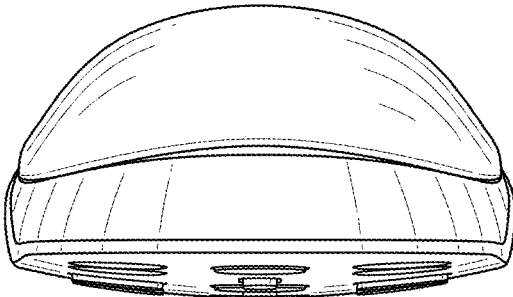


FIG. 8

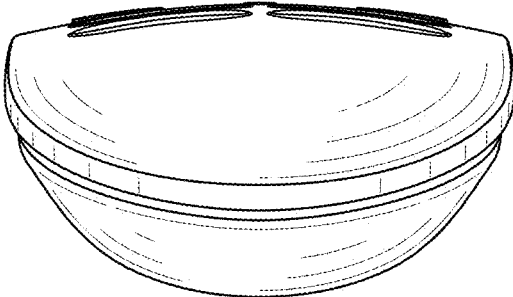


FIG. 9