



US00D485452S

(12) **United States Design Patent**  
**Boron et al.**

(10) **Patent No.:** **US D485,452 S**

(45) **Date of Patent:** **\*\* Jan. 20, 2004**

(54) **ARTICLE FOR HOLDING PRODUCTS IN AN UPSIDE DOWN ORIENTATION ON A PRODUCT MERCHANDISING UNIT**

(75) Inventors: **Andrew J. Boron**, Belleville, IL (US);  
**Kevin W. Wheeler**, Overland, MO (US); **Kent L. Hanners**, St. Charles, MO (US)

(73) Assignee: **Paul Flum Ideas, Inc.**, St. Louis, MO (US)

(\*\*) Term: **14 Years**

(21) Appl. No.: **29/175,701**

(22) Filed: **Feb. 7, 2003**

(51) **LOC (7) Cl.** ..... **06-04**

(52) **U.S. Cl.** ..... **D6/469; D9/341; D9/344**

(58) **Field of Search** ..... **D6/408, 467, 468, D6/469, 473, 474, 475, 476, 477-479, 511; D9/341, 344, 345, 348; 108/59, 91, 93, 106, 147.12, 147.13; 211/85.4, 49.1, 74, 183, 187, 188, 203; 206/562-564; 220/513-516**

(56) **References Cited**

**U.S. PATENT DOCUMENTS**

D202,001 S	*	8/1965	Weiss	.....	D9/348
D252,244 S		7/1979	Edson		
D252,245 S		7/1979	Edson		
D258,784 S		4/1981	Edson		
D261,449 S		10/1981	Edson		
4,653,651 A		3/1987	Flum		
4,712,680 A		12/1987	Panazzolo		
4,722,440 A	*	2/1988	Johnston	.....	206/564 X
4,750,623 A		6/1988	Flum		
4,872,560 A		10/1989	Langenbeck		
5,031,774 A	*	7/1991	Morris et al.	.....	206/564 X
5,088,418 A	*	2/1992	Reckermann et al.	.....	108/51.1

D325,279 S		4/1992	Apps		
D329,932 S		9/1992	Apps		
D333,093 S		2/1993	Rehrig et al.		
5,184,748 A		2/1993	Apps		
5,267,649 A		12/1993	Apps et al.		
5,316,172 A		5/1994	Apps et al.		
D356,211 S		3/1995	Apps et al.		
D356,679 S		3/1995	Apps et al.		
5,487,487 A		1/1996	Hammett		
D383,974 S	*	9/1997	Kristoffersson	.....	D9/341
D407,243 S	*	3/1999	Thoesen	.....	D6/469

\* cited by examiner

*Primary Examiner*—Cathron C. Brooks

(74) *Attorney, Agent, or Firm*—Blackwell Sanders Peper Martin, LLP

(57) **CLAIM**

The ornamental design for an article for holding products in an upside down orientation on a product merchandising unit, as shown and described.

**DESCRIPTION**

FIG. 1 is a perspective view of an article for holding products in an upside down orientation showing my new design, the article being shown in operative position on a typical product merchandising unit.

FIG. 2 is a front elevational view thereof, the side and rear elevational views being a mirror image thereof.

FIG. 3 is a top plan view thereof.

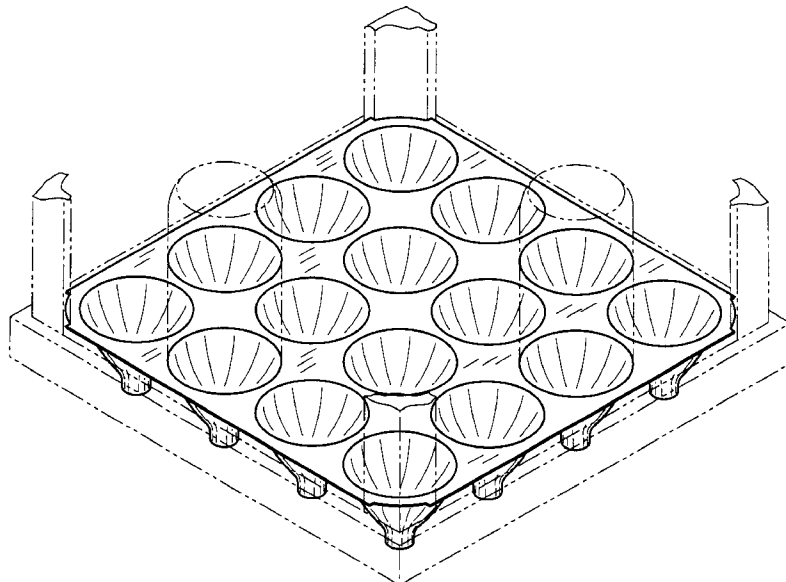
FIG. 4 is a bottom plan view thereof.

FIG. 5 is a cross-sectional view taken along line 5—5 of FIG. 4; and,

FIG. 6 is a cross-sectional view taken along line 6—6 of FIG. 4.

The broken lines shown are for illustrative purposes only and form no part of the claimed design.

**1 Claim, 3 Drawing Sheets**



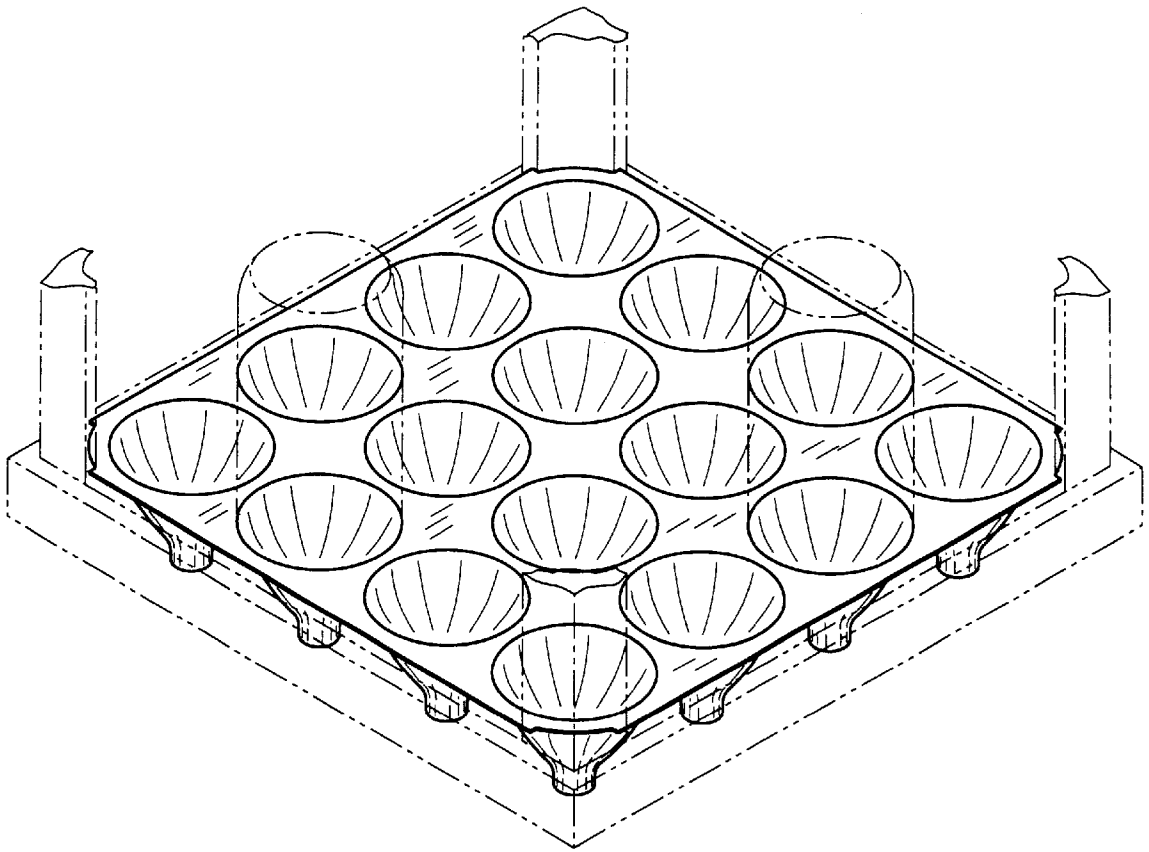


FIG. 1

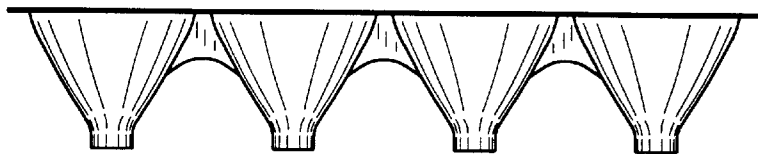


FIG. 2




FIG. 3

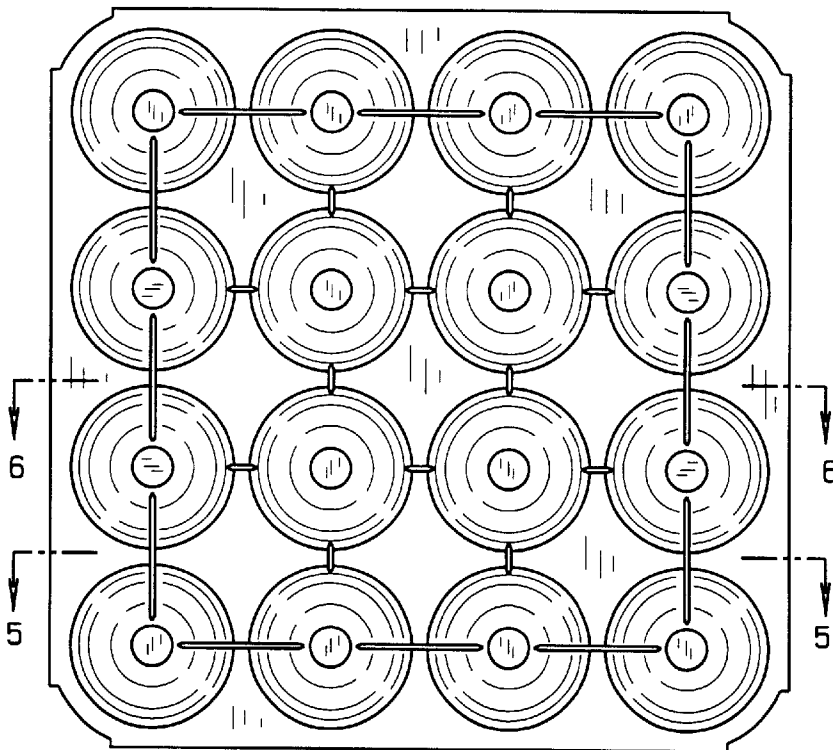


FIG. 4

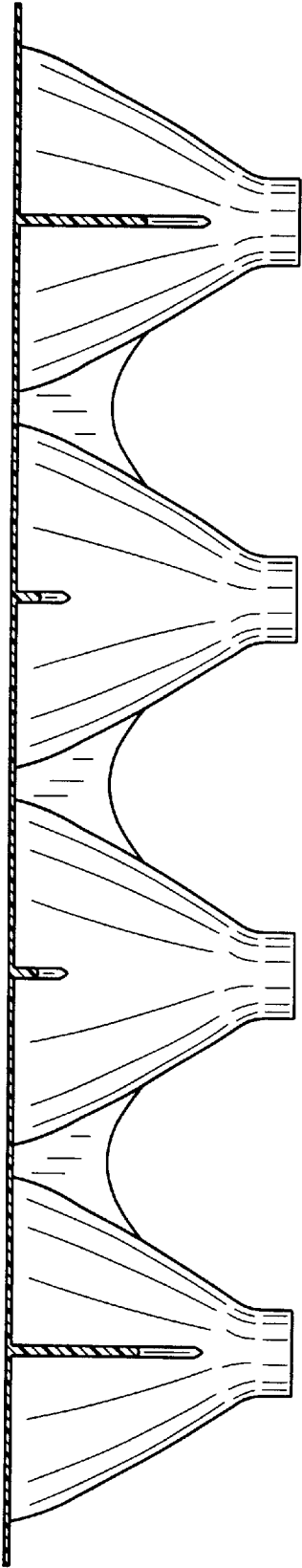


FIG. 5

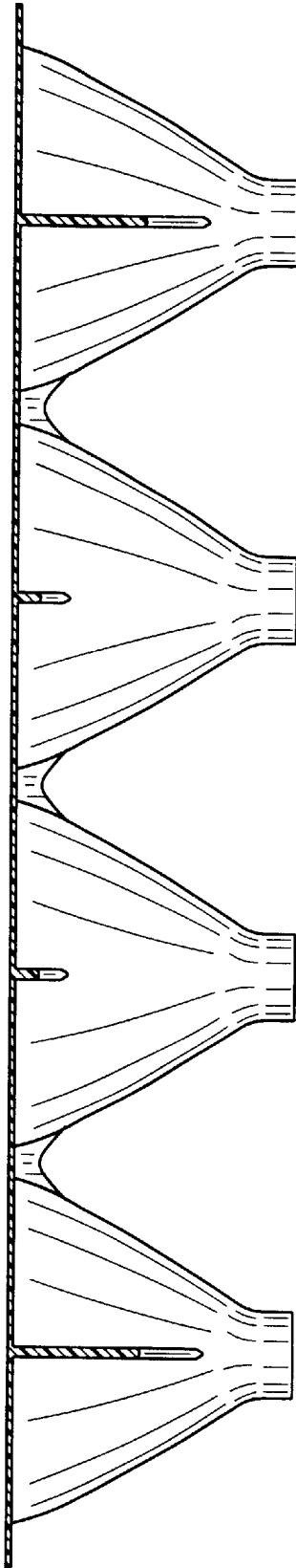


FIG. 6