



US00D339917S

United States Patent [19]

[11] Patent Number: **Des. 339,917**

Pedlar

[45] Date of Patent: **** Oct. 5, 1993**

[54] **LUGGAGE CASE**

[75] Inventor: **Roger Pedlar, London, England**

[73] Assignee: **Samsonite Corporation, Denver, Colo.**

[**] Term: **14 Years**

[21] Appl. No.: **793,977**

[22] Filed: **Nov. 19, 1991**

[30] **Foreign Application Priority Data**

May 20, 1991 [GB] United Kingdom 2014837

[52] U.S. Cl. **D3/76; D3/73**

[58] Field of Search **D3/76, 77, 39, 30.1, D3/53, 78, 33, 73; 190/109-111, 114, 115, 18 A, 127, 127.15, 124, 100**

[56] **References Cited**

U.S. PATENT DOCUMENTS

- D. 147,825 11/1947 Wemyss 190/115 X
- D. 194,338 1/1963 Harty D3/73
- D. 194,339 1/1963 Harty D3/76 X
- D. 218,377 8/1970 Samhammer D3/76
- D. 286,705 11/1986 Miles D3/76 X

- D. 322,359 12/1991 Diefenbach D3/76
- D. 326,187 5/1992 Chauvin D3/76
- 2,950,793 8/1960 Axtell D3/76 X
- 3,305,076 2/1967 Fleenor D3/73 X
- 3,565,305 2/1977 Belokin, Jr. 190/109 X
- 4,928,800 5/1990 Green et al. 190/115

Primary Examiner—Bernard Ansher
Assistant Examiner—Paula Mortimer
Attorney, Agent, or Firm—O'Connor Gregory W.

[57] **CLAIM**

The ornamental design for a luggage case, as shown and described.

DESCRIPTION

FIG. 1 is a perspective view of a luggage case showing my new design;
FIG. 2 is an elevational view thereof, showing the side opposite that shown in FIG. 1;
FIG. 3 is an elevational view of the left end of the case shown in FIG. 2;
FIG. 4 is an elevational view of the right end of the case shown in FIG. 2;
FIG. 5 is a top plan view of FIG. 2; and,
FIG. 6 is a bottom plan view of FIG. 2.





FIG. 1



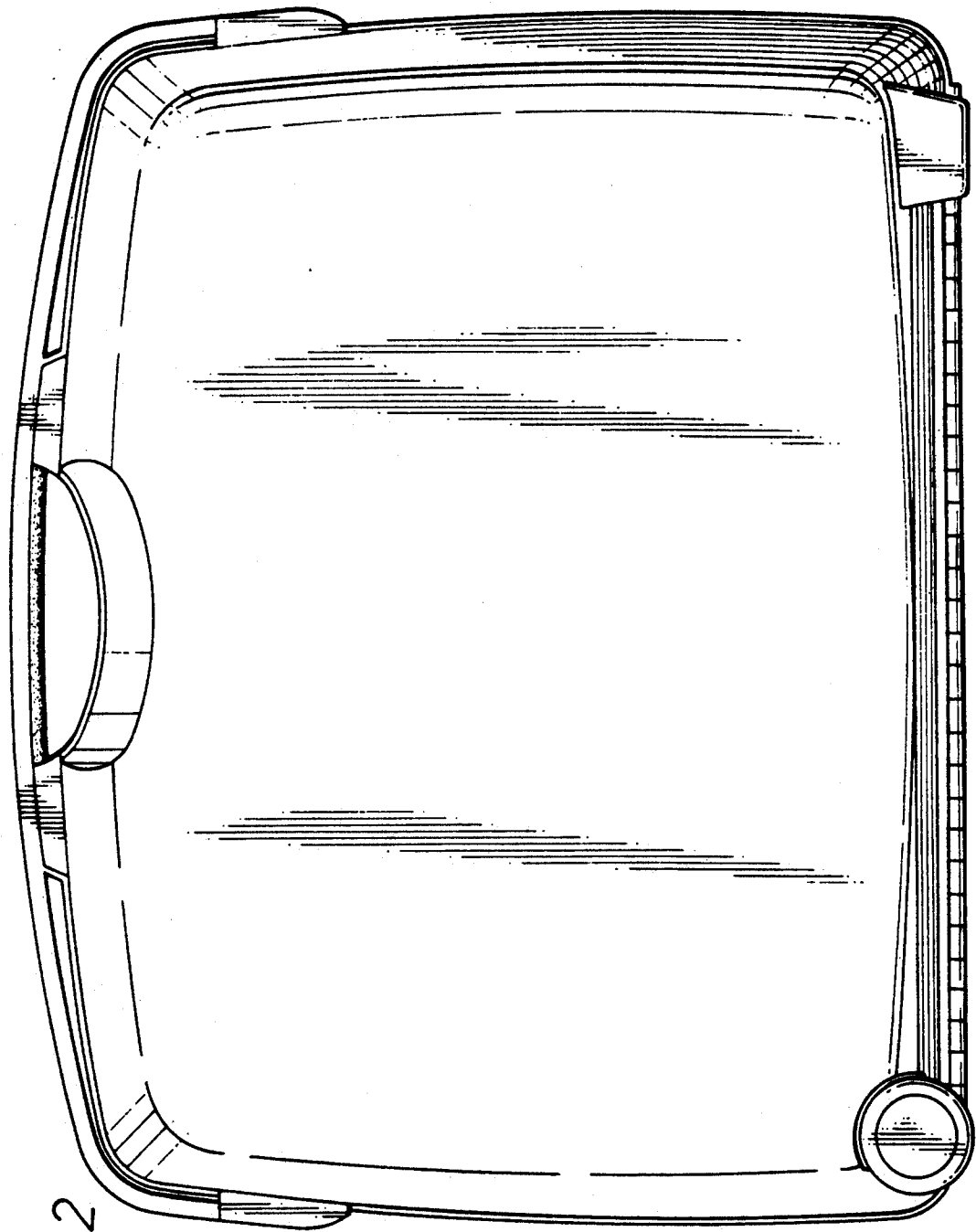


FIG. 2

FIG.3

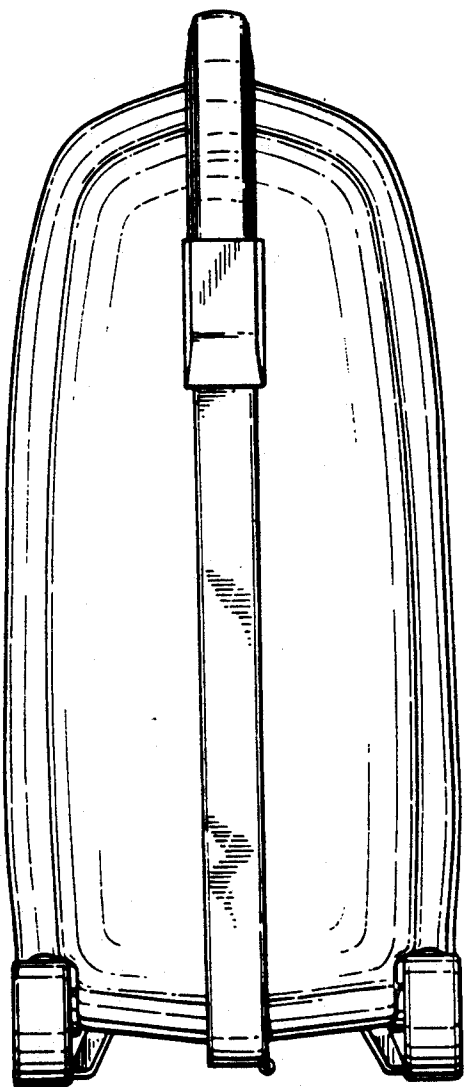


FIG.4

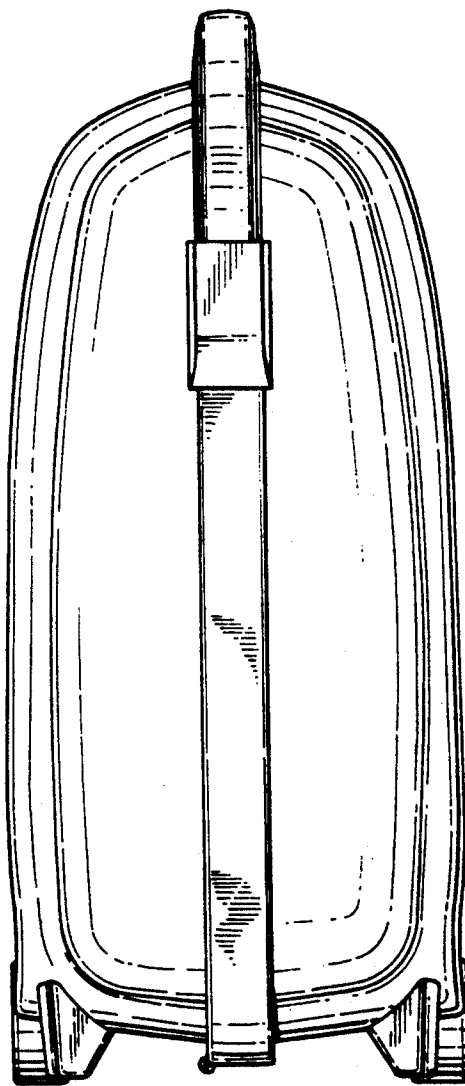


FIG. 5

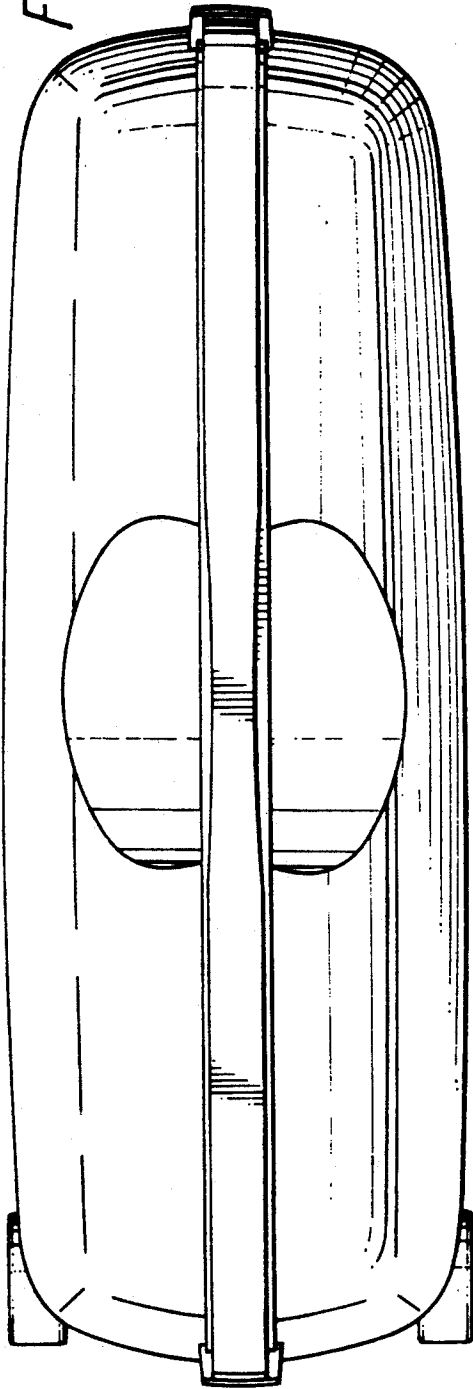


FIG. 6

