



US00D724318S

(12) **United States Design Patent**
Myer

(10) **Patent No.:** **US D724,318 S**

(45) **Date of Patent:** **** Mar. 17, 2015**

(54) **TACKLE BAG**

D674,187 S * 1/2013 Jobert D3/243

* cited by examiner

(71) Applicant: **Roy Myer**, Nice, CA (US)

Primary Examiner — Holly Baynham

(72) Inventor: **Roy Myer**, Nice, CA (US)

(**) Term: **14 Years**

(57) **CLAIM**

The ornamental design for a tackle bag, as shown and described.

(21) Appl. No.: **29/473,683**

(22) Filed: **Nov. 25, 2013**

DESCRIPTION

(51) **LOC (10) Cl.** **03-01**

(52) **U.S. Cl.**

USPC **D3/233**

(58) **Field of Classification Search**

CPC A45C 1/024; A45C 3/06

USPC D3/232-233, 240-243, 245-246;

150/100, 103-110, 113-114, 117-119

See application file for complete search history.

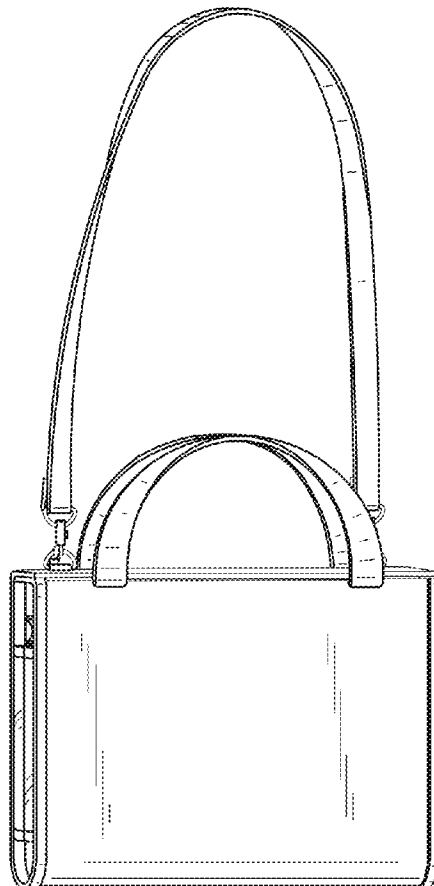
FIG. 1 is a perspective front view of a tackle bag;
FIG. 2 is a front elevation view of the tackle bag;
FIG. 3 is a rear elevation view of the tackle bag;
FIG. 4 is a left side elevation view of the tackle bag;
FIG. 5 is a right side elevation view of the tackle bag;
FIG. 6 is a top plan view of the tackle bag;
FIG. 7 is a bottom plan view of the tackle bag; and,
FIG. 8 is a perspective front view of the tackle box unfolded.
The broken lines showing fishing supplies are for the purposes of illustrating environment and form no part of the claimed design.

(56) **References Cited**

U.S. PATENT DOCUMENTS

D662,318 S * 6/2012 Guichot D3/243

1 Claim, 4 Drawing Sheets



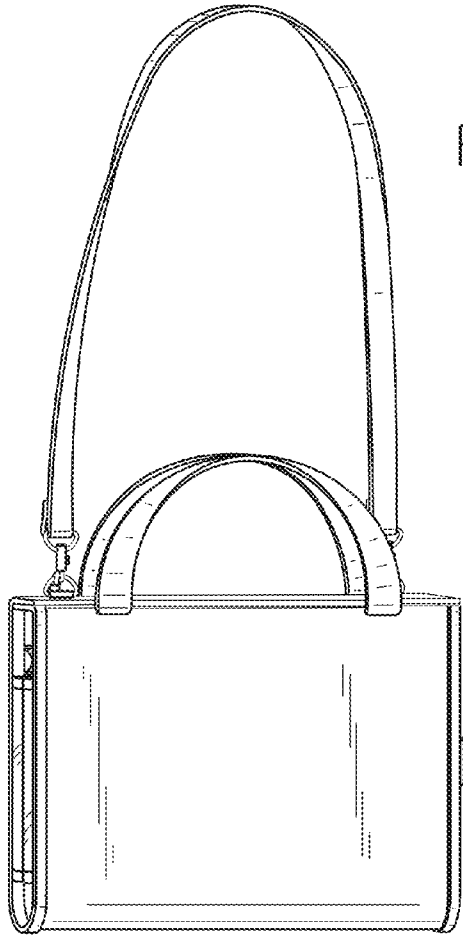


FIG. 1

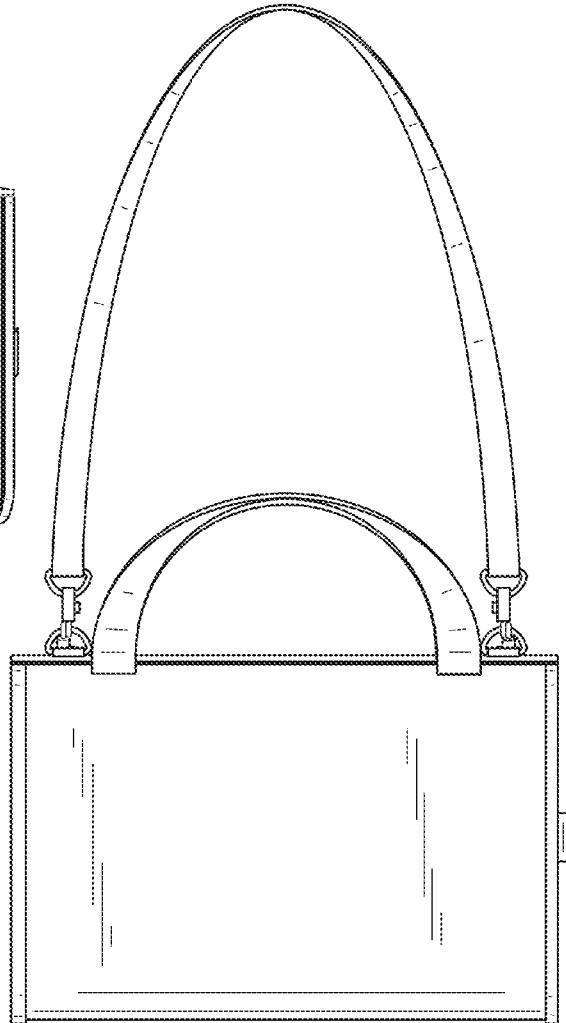


FIG. 2

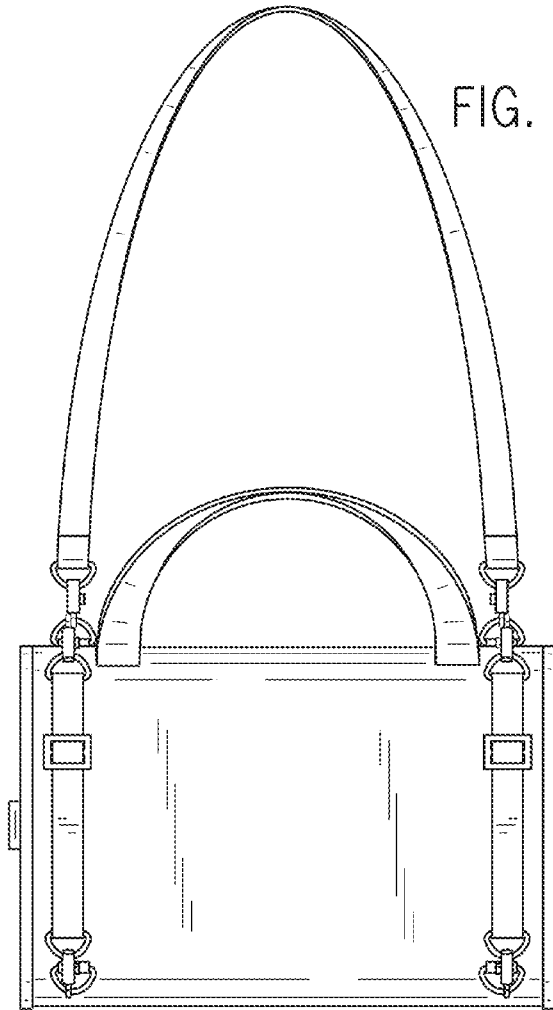


FIG. 3

FIG. 4

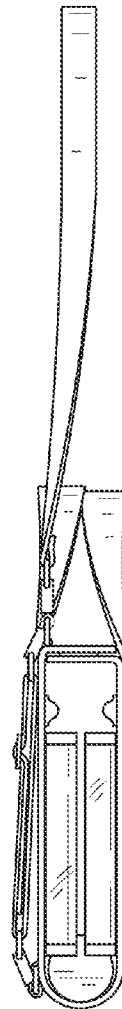
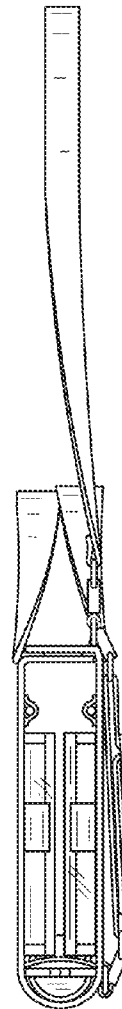


FIG. 5






FIG. 6




FIG. 7

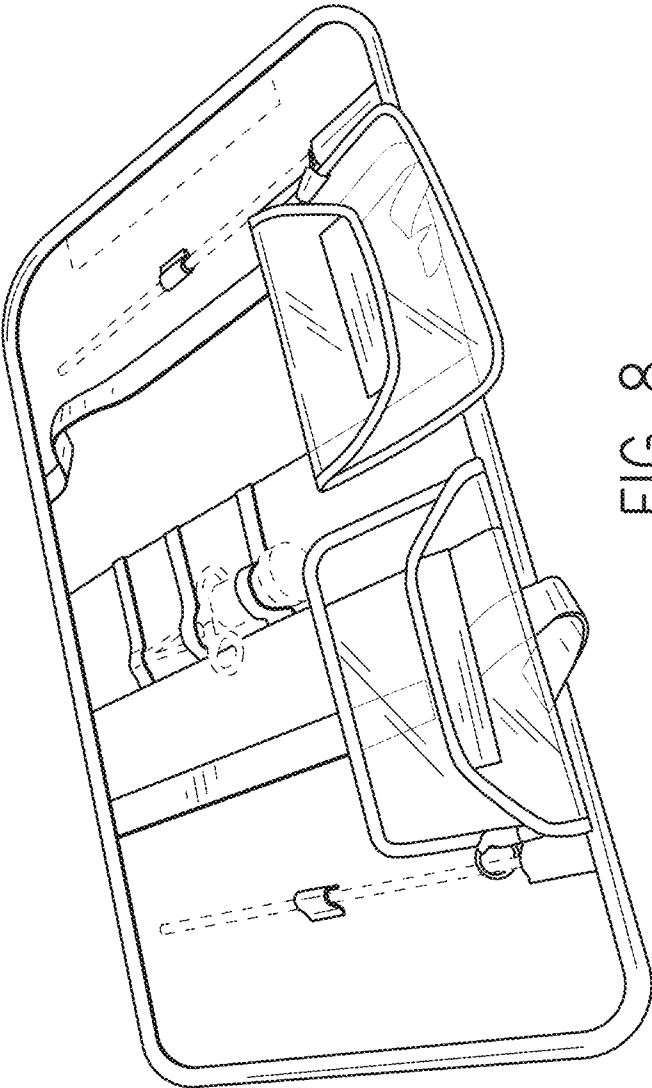


FIG. 8