



US00D540947S

(12) **United States Design Patent**
Jung et al.

(10) **Patent No.:** **US D540,947 S**

(45) **Date of Patent:** **** Apr. 17, 2007**

(54) **LOW FREQUENCY PULSE STIMULATOR**

(76) Inventors: **Pan Soo Jung**, 112-1602 Youngnam Apt., Majun-Dong, Shu-gu, Incheon (KR); **Cheong San Lee**, B103 Ho, 377-35 Seokyo-Dong, Mapo-Gu, Seoul (KR)

(**) Term: **14 Years**

(21) Appl. No.: **29/247,411**

(22) Filed: **Jun. 15, 2006**

(51) **LOC (8) Cl.** **24-02**

(52) **U.S. Cl.** **D24/167; D24/200; D24/209**

(58) **Field of Classification Search** D24/165-169, D24/200; 607/5, 7, 8, 62, 74, 142; 600/323, 600/324

See application file for complete search history.

(56) **References Cited**

U.S. PATENT DOCUMENTS

- 4,033,356 A * 7/1977 Hara 607/74
- D323,713 S * 2/1992 Arioka et al. D24/165
- D432,240 S * 10/2000 Katz et al. D24/165

- D460,556 S * 7/2002 Daynes et al. D24/168
- 6,594,527 B2 * 7/2003 Mo 607/74
- D481,132 S * 10/2003 Kim D24/200
- D484,606 S * 12/2003 Ahn D24/200

* cited by examiner

Primary Examiner—Louis S. Zarfaz

Assistant Examiner—Anhdao Doan

(74) *Attorney, Agent, or Firm*—IPLA P.A.; James E. Bame

(57) **CLAIM**

The ornamental design for a low frequency pulse stimulator, as shown and described.

DESCRIPTION

FIG. 1 is a perspective view of a low frequency pulse stimulator showing my new design;
 FIG. 2 is a front elevational view thereof;
 FIG. 3 is a top plan view thereof;
 FIG. 4 is a bottom plan view thereof;
 FIG. 5 is a left side elevational view thereof, the opposite side being a mirror image; and,
 FIG. 6 is a rear elevational view thereof.

1 Claim, 3 Drawing Sheets

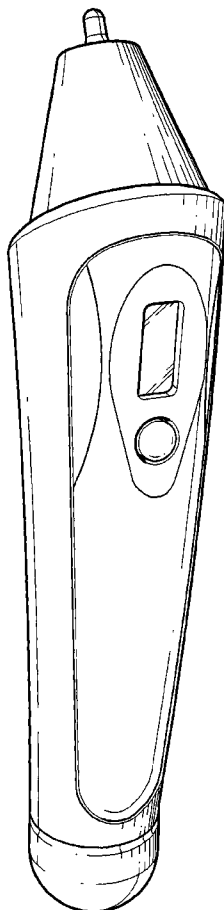


FIG. 1

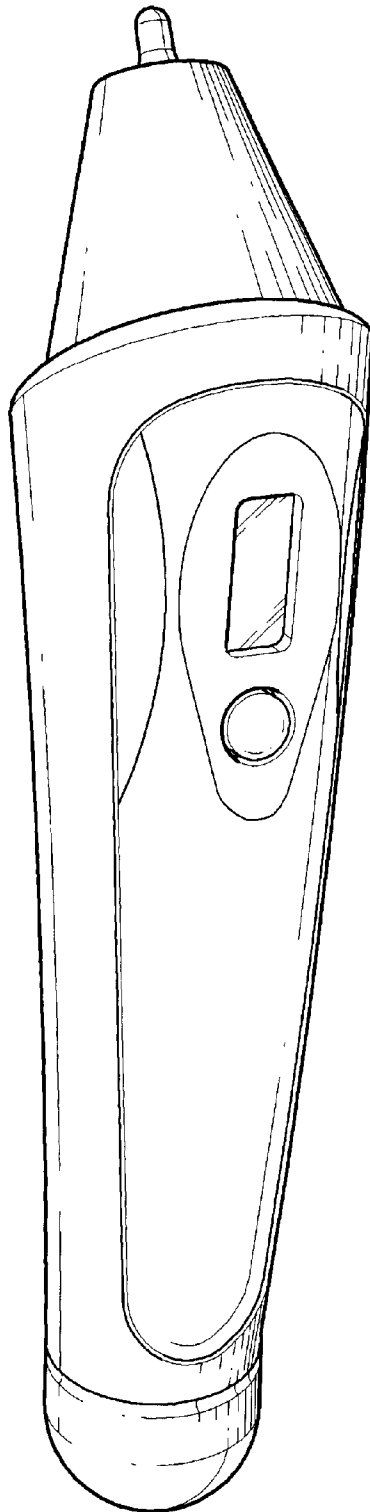


FIG. 2

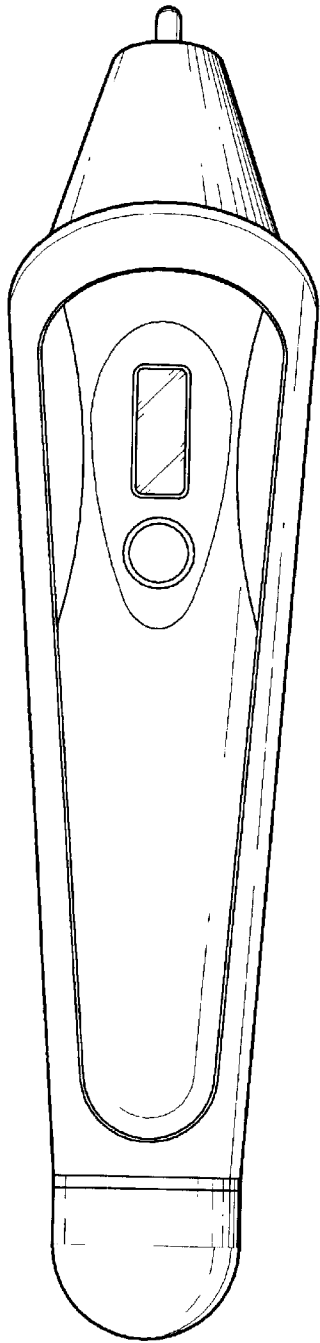


FIG. 3

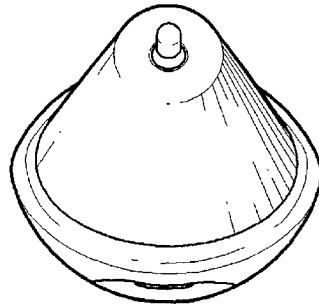


FIG. 4

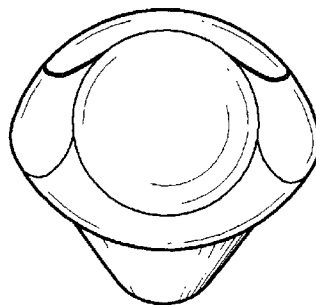


FIG. 5



FIG. 6

