



US00D839640S

(12) **United States Design Patent**
Lawal

(10) **Patent No.:** **US D839,640 S**

(45) **Date of Patent:** **** Feb. 5, 2019**

- (54) **MERCHANDISING STAND**
- (71) Applicant: **Mohammed R. Lawal**, Freeport, NY (US)
- (72) Inventor: **Mohammed R. Lawal**, Freeport, NY (US)
- (**) Term: **15 Years**
- (21) Appl. No.: **29/578,264**
- (22) Filed: **Sep. 20, 2016**
- (51) **LOC (11) Cl.** **20-02**
- (52) **U.S. Cl.**
USPC **D6/675.2; D34/12**
- (58) **Field of Classification Search**
USPC D6/315, 317, 319, 329, 673, 675, D6/675.1-675.4, 678.4, 680.2-680.3, 683, D6/702; D7/571-572, 576-577, 600, D7/600.1-600.4, 704; 211/13.2, 34, 211/36-38, 59.2, 74, 77, 150, 187; 108/102, 107, 137; 40/606.03; 312/107, 312/202; D34/12, 14, 17, 19, 20, 21, 25, D34/26, 27; 280/47.35, 47.26, 47.371; D20/6; D15/79; 235/379
CPC A47B 73/00; A47B 73/002; A47B 73/004; A47B 47/00; A47B 47/0058; A47B 47/008; A47B 47/25; A47F 5/00; A47F 5/0056; A47F 5/0062; B62B 1/00; B62B 7/00; B62B 2005/00; B62B 2202/00
See application file for complete search history.

4,108,514 A	8/1978	Zimmerman	
4,138,000 A	2/1979	Hartup	
D280,790 S *	10/1985	Kooy	D34/21
D287,319 S *	12/1986	Ugalde	D34/21
4,925,038 A	5/1990	Gajewski	
4,974,500 A	12/1990	Boyd et al.	
5,203,317 A	4/1993	James	
5,226,266 A	7/1993	Cernuto	
5,250,789 A	10/1993	Johnsen	
5,328,037 A	7/1994	Fujii	
5,412,193 A	5/1995	Swartz et al.	
5,418,354 A	5/1995	Halling et al.	
5,499,707 A	3/1996	Steury	
5,860,362 A	1/1999	Smith	

(Continued)

FOREIGN PATENT DOCUMENTS

EP	0829832	3/1998
WO	WO2011084590	7/2011

Primary Examiner — Robin V Webster
Assistant Examiner — Keith J Wilson
(74) *Attorney, Agent, or Firm* — Goldstein Law Offices, P.C.

(57) **CLAIM**

The ornamental design for a merchandising stand, as shown and described.

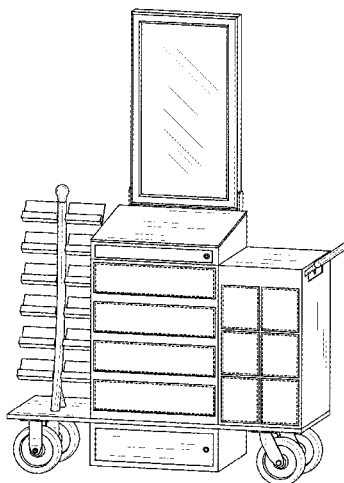
DESCRIPTION

FIG. 1 is a perspective view of the merchandising stand shown with environment.
FIG. 2 is a front elevational view.
FIG. 3 is a rear elevational view thereof.
FIG. 4 is a left side elevational view thereof.
FIG. 5 is a right side elevational view thereof.
FIG. 6 is a top plan view thereof; and,
FIG. 7 is a bottom plan view thereof.
The broken lines showing in FIGS. 1-7 are for the purpose of illustrating the environment of the article only and form no part of the claimed design.

1 Claim, 4 Drawing Sheets

(56) **References Cited**
U.S. PATENT DOCUMENTS

D173,321 S *	10/1954	Oakes	D34/20
3,661,269 A	5/1972	Scherzer	
D234,078 S *	1/1975	Emanuele	D34/20
D235,295 S *	6/1975	Junion	D34/21
3,897,855 A	8/1975	Patterson	
4,071,740 A	1/1978	Gogulski	






FIG. 1

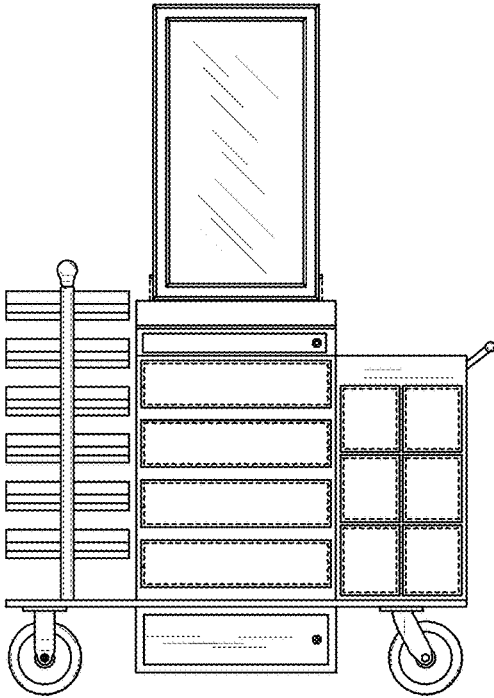


FIG. 2

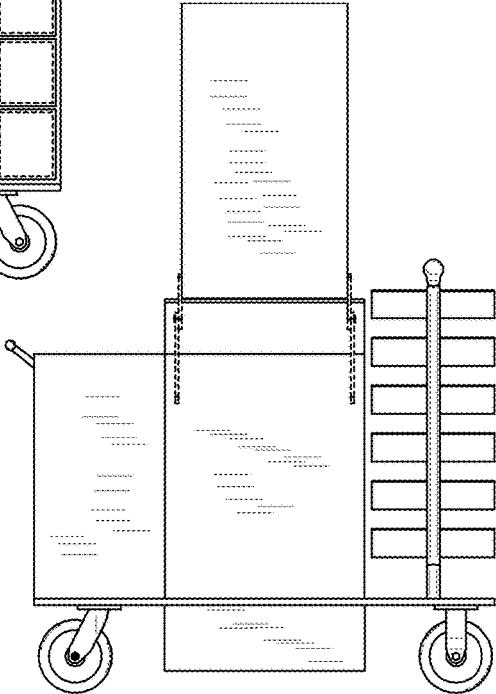


FIG. 3

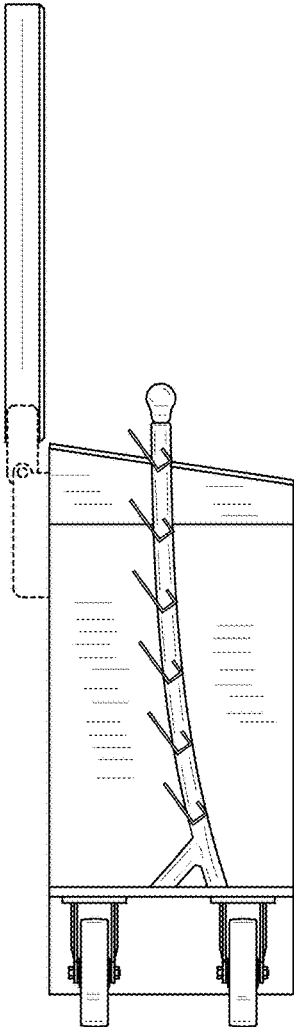


FIG. 4

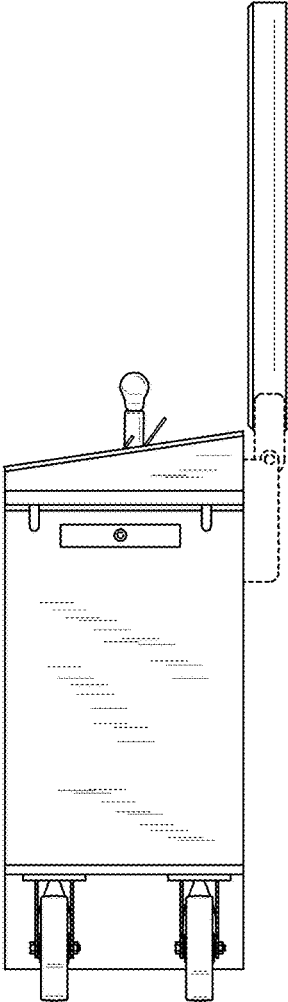


FIG. 5

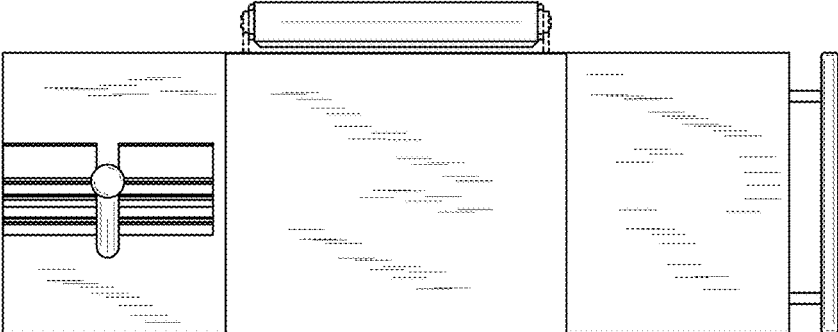


FIG. 6

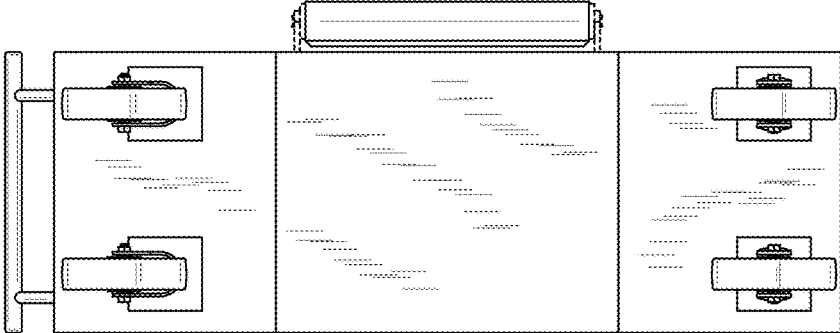


FIG. 7